DOOR AND FRAME SCHEDULE

DOOR NO.	DOOR SIZE (w x h)	THICK.	DOOR TYPE	DOOR MAT.	DOOR FIN.	FRAME TYPE	FRAME MAT.	FRAME FIN.	RATING	DETAILS HEAD	DETAILS JAMB	REMARKS
100a	14'-0" X 14'-0"	3"	D4	AL	PF	-	-	-		6/A004	10/A004	
100b	14'-0" X 14'-0"	3"	D4	AL	PF	-	-	-		6/A004	10/A004	
100c	14'-0" X 14'-0"	3"	D4	AL	PF	-	-	-		6/A004	10/A004	
100d	14'-0" X 14'-0"	3"	D4	AL	PF	-	-	-		6/A004	10/A004	
100e	14'-0" X 14'-0"	3"	D4	AL	PF	-	-	-		6/A004	10/A004	
100f	14'-0" X 14'-0"	3"	D4	AL	PF	-	-	-		6/A004	10/A004	
100g	3'-0" X T-0"	1 3/4"	D2	HM	PT	F2	HM	PT		7/A004	8/A004	1, 3
100h	3'-0" X T-0"	1 3/4"	D2	HM	PT	F2	HM	PT		3/A005	4/A005	4
100i	3'-0" X T-0"	1 3/4"	D2	HM	PT	F2	HM	PT		7/A004	8/A004	3
101a	12'-0" X 14'-0"	3"	D5	AL	PF	-	-	-		6/A004	10/A004	4
101b	3'-0" X T-0"	1 3/4"	D2	HM	PT	F2	HM	PT		7/A004	8/A004	3, 4
103	3'-0" X T-0"	1 3/4"	D2	HM	PT	F2	HM	PT		3/A005	4/A005	
104	3'-0" X T-0"	1 3/4"	D2	HM	PT	F2	HM	PT		3/A005	4/A005	
105	3'-0" X T-0"	1 3/4"	D2	HM	PT	F2	HM	PT		3/A005	4/A005	
106	3'-0" X T-0"	1 3/4"	D2	HM	PT	F2	HM	PT		3/A005	4/A005	
107	3'-0" X T-0"	1 3/4"	D2	HM	PT	F2	HM	PT		3/A005	4/A005	
108	3'-0" X T-0"	1 3/4"	D2	HM	PT	F2	HM	PT		7/A004	8/A004	3
108a	3'-0" X T-0"	1 3/4"	D2	HM	PT	F2	HM	PT		3/A005	4/A005	2, 3
109	3'-0" X T-0"	1 3/4"	D2	HM	PT	F2	HM	PT		3/A005	4/A005	2
109a	3'-0" X T-0"	1 3/4"	D1	WD	PF	F1	HM	PT	60 MIN	5/A005	6/A005	2
110	3'-0" X T-0"	1 3/4"	D2	HM	PT	F2	HM	PT		3/A005	4/A005	
111	3'-0" X T-0"	1 3/4"	D1	WD	PF	F1	HM	PT		1/A005	2/A005	
112	3'-0" X T-0"	1 3/4"	D1	WD	PF	F1	HM	PT		1/A005	2/A005	
113	3'-0" X T-0"	1 3/4"	D1	WD	PF	F1	HM	PT		1/A005	2/A005	
114	3'-0" X T-0"	1 3/4"	D2	HM	PT	F2	HM	PT		1/004	2/004	1,3
114a	(2) 3'-0" X T-0"	1 3/4"	D1	WD	PF	F1	HM	PT		5/A005	6/A005	1
116	3'-0" X T-0"	1 3/4"	D1	WD	PF	F1	HM	PT		5/A005	6/A005	
117	3'-0" X T-0"	1 3/4"	D1	WD	PF	F1	HM	PT		5/A005	6/A005	
118	3'-0" X T-0"	1 3/4"	D2	HM	PT	F2	HM	PT		3/A005	4/A005	
119	3'-0" X T-0"	1 3/4"	D1	WD	PF	F1	HM	PT		1/A005	2/A005	
120	3'-0" X T-0"	1 3/4"	D2	HM	PT	F2	HM	PT		3/A005	4/A005	1
121	3'-0" X T-0"	1 3/4"	D2	HM	PT	F2	HM	PT		3/A005	4/A005	1
122	(2) 3'-0" X T-0"	1 3/4"	D1	WD	PF	F1	HM	PT		5/A005	6/A005	
122a	(2) 3'-0" X T-0"	1 3/4"	D1	WD	PF	F2	HM	PT		3/A005	4/A005	
123	3'-0" X T-0"	1 3/4"	D1	WD	PF	F1	HM	PT		1/A005	2/A005	
124	3'-0" X T-0"	1 3/4"	D1	WD	PF	F2	HM	PF		3/A005	4/A005	
125	3'-0" X T-0"	1 3/4"	D1	WD	PF	F2	HM	PT		3/A005	4/A005	
126	3'-0" X T-0"	1 3/4"	D1	WD	PF	F2	HM	PT		3/A005	4/A005	
127	(2) 3'-0" x T-0"	1 3/4"	D3	AL	PF	F3	AL	PF		3/A004	4/A004	
200	(2)3'-0" X T-0	1 3/4"	D1	WD	PF	F1	HM	PT		1/A005	2/A005	1
201	(2) 3'-0" X T-0"	1 3/4"	D2	HM	PT	F1	HM	PT		1/A005	2/A005	
204	3'-0" X T-0	1 3/4"	D1	WD	PF	F1	HM	PT		1/A005	2/A005	
205	3'-0" X T-0"	1 3/4"	D1	WD	PF	F1	HM	PT		1/A005	2/A005	
206	3'-0" X T-0"	1 3/4"	D1	WD	PF	F1	HM	PT		1/A005	2/A005	
207	3'-0" X T-0"	1 3/4"	D1	WD	PF	F1	HM	PT		1/A005	2/A005	
208	3'-0" X T-0"	1 3/4"	D1	WD	PF	F1	HM	PT		1/A005	2/A005	
211	3'-0" X T-0"	1 3/4"	D1	WD	PF	F1	HM	PT		1/A005	2/A005	
213	3'-0" X T-0"	1 3/4"	D1	WD	PF	F1	HM	PT		1/A005	2/A005	
214	3'-0" X T-0"	1 3/4"	D1	WD	PF	F1	HM	PT		1/A005	2/A005	
215	3'-0" X T-0"	1 3/4"	D1	WD	PF	F1	HM	PT		1/A005	2/A005	
216	3'-0" X T-0"	1 3/4"	D1	WD	PF	F1	HM	PT		1/A005	2/A005	
217	3'-0" X T-0"	1 3/4"	D1	WD	PF	F1	HM	PT		1/A005	2/A005	
218	3'-0" X T-0"	1 3/4"	D1	WD	PF	F1	HM	PT		1/A005	2/A005	
219	3'-0" X T-0"	1 3/4"	D1	WD	PF	F1	HM	PT		1/A005	2/A005	1
220	3'-0" X T-0"	1 3/4"	D1	WD	PF	F1	HM	PT		1/A005	2/A005	1
221	3'-0" X T-0"	1 3/4"	D1	WD	PF	F1	HM	PT		1/A005	2/A005	1
222	3'-0" X T-0"	1 3/4"	D1	WD	PF	F1	HM	PT		1/A005	2/A005	1
223	3'-0" X T-0"	1 3/4"	D1	WD	PF	F1	HM	PT		1/A005	2/A005	1
223a	3'-0" X T-0"	1 3/4"	D1	WD	PF	F1	HM	PT		1/A005	2/A005	1
223b	3'-0" X T-0"	1 3/4"	D1	WD	PF	F1	HM	PT		1/A005	2/A005	1
51a	3'-0" X T-0"	1 3/4"	D2	HM	PT	F2	HM	PT		7/A004	8/A004	3
51b	3'-0" X T-0"	1 3/4"	D2	HM	PT	F2	HM	PT	60 MIN	3/A005	4/A005	2
51c	3'-0" X T-0"	1 3/4"	D2	HM	PT	F2	HM	PT	60 MIN	3/A005	4/A005	2
52a	3'-0" X T-0"	1 3/4"	D2	HM	PT	F2	HM	PT	60 MIN	3/A005	4/A005	2
52b	3'-0" X T-0"	1 3/4"	D2	HM	PT	F2	HM	PT		7/A004	8/A004	3
52c	3'-0" X T-0"	1 3/4"	D2	HM	PT	F2	HM	PT	60 MIN	3/A005	4/A005	2

DOOR AND FRAME SCHEDULE ABBREVIATIONS

AL	ALUMINUM	STN	STAIN
HM	HOLLOW METAL	WD	WOOD
PF	PREFINISHED		
PT	PAINT		

DOOR AND FRAME SCHEDULE REMARKS

1. PROVIDE 6" X 30" VISION PANEL.
2. PROVIDE 4" X 25" VISION PANEL.
3. PROVIDE INSULATED DOOR.
4. SEE ALTERNATE #1.

DOOR TYPES

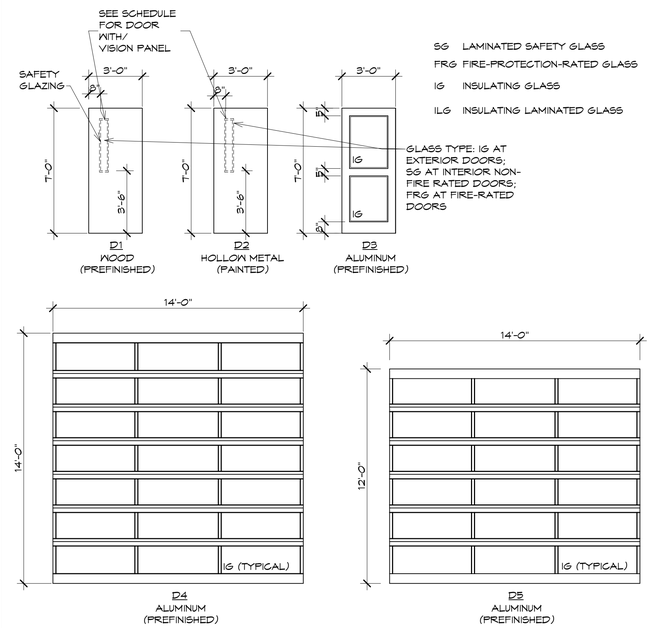

FRAME TYPES

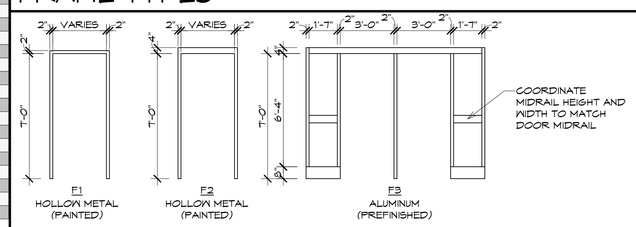

DOOR AND FRAME SCHEDULE GENERAL NOTES

1. AT FRAME F3, MATCH THICKNESS OF FRAME MIDRAIL TO DOOR MIDRAIL.

EXTERIOR DOORS

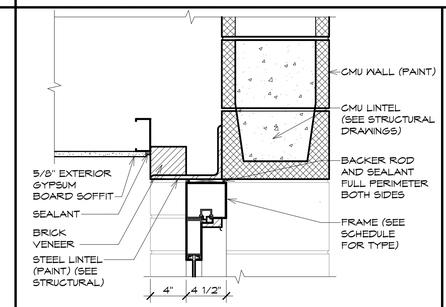

3 / A004 DOOR HEAD
1 1/2" = 1'-0" EXTERIOR ALUMINUM

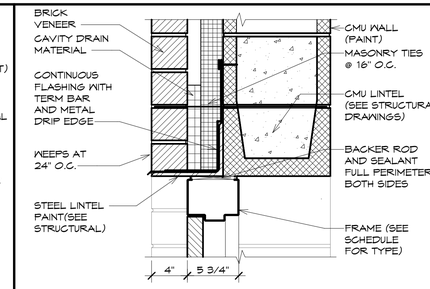

7 / A004 DOOR HEAD
1 1/2" = 1'-0" EXTERIOR HM

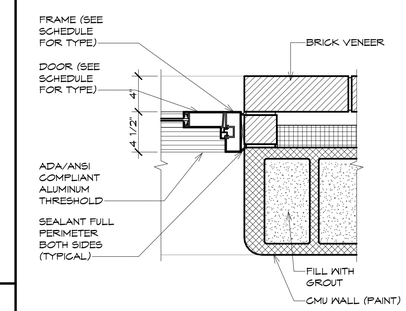

4 / A004 DOOR JAMB
1 1/2" = 1'-0" EXTERIOR ALUMINUM

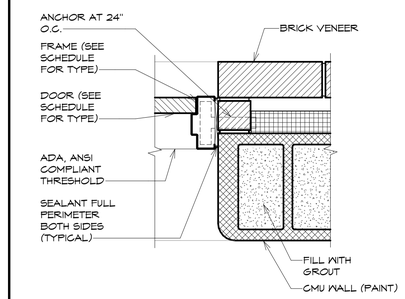

8 / A004 DOOR JAMB
1 1/2" = 1'-0" EXTERIOR HM

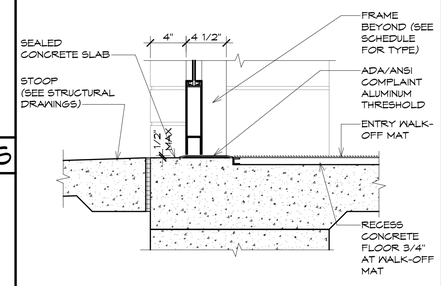

5 / A004 DOOR SILL
1 1/2" = 1'-0" EXTERIOR ALUMINUM

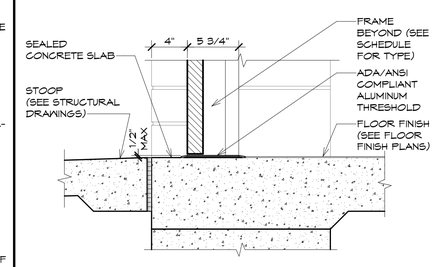

9 / A004 DOOR SILL
1 1/2" = 1'-0" EXTERIOR HM

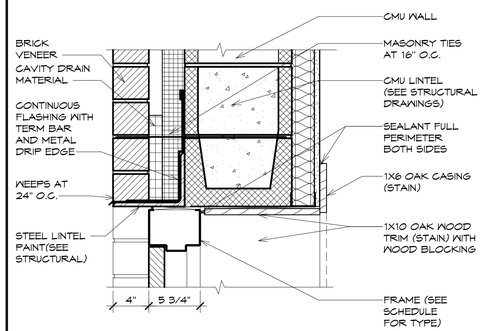

1 / A004 DOOR HEAD
1 1/2" = 1'-0" EXTERIOR HM AT COMMUNITY ROOM

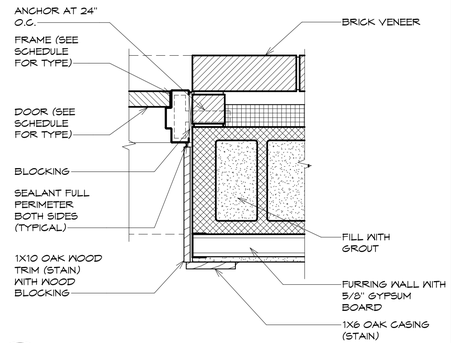

2 / A004 DOOR JAMB
1 1/2" = 1'-0" EXTERIOR HM AT COMMUNITY ROOM

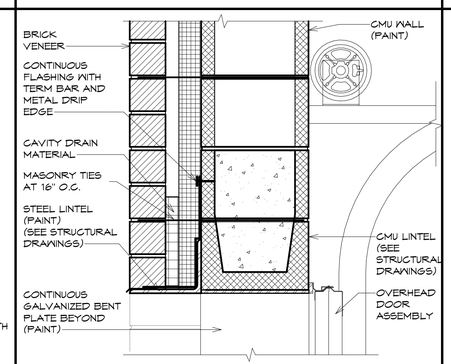

6 / A004 DOOR HEAD
1 1/2" = 1'-0" OVERHEAD DOOR

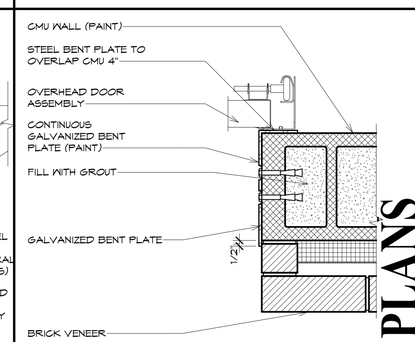

10 / A004 DOOR JAMB
1 1/2" = 1'-0" OVERHEAD DOOR

BID PLANS

WARNING - IT IS A VIOLATION OF NEW YORK EDUCATION LAW SECTION 7209.2, FOR ANY PERSON, UNLESS HE IS ACTING UNDER THE DIRECTION OF A LICENSED PROFESSIONAL ENGINEER OR LAND SURVEYOR, TO ALTER THIS DOCUMENT IN ANY WAY. IF ALTERED THE ALTERING PERSON SHALL ADDERLY WITH THE REQUIREMENTS OF NEW YORK EDUCATION LAW. SECTION 7209.2

DATE: 6/9/2023
DRAWN BY: Author
SCALE: As indicated
REVIEWED BY: Approver
PROJECT NO.: 21-2343
FILE:

KEYSTONE ASSOCIATES
ARCHITECTS, ENGINEERS & PLANNERS
WWW.KEYSTONEP.COM

DELAWARE ENGINEERING, D.P.C.
CONSULTING ENGINEERS
WWW.DELAWAREENGINEERING.COM

REVISIONS

NO.	DATE	DESCRIPTION

PORT EWEN FIRE DEPARTMENT, ULSTER, NEW YORK

DOOR AND FRAME SCHEDULE AND DETAILS

SHEET: A004