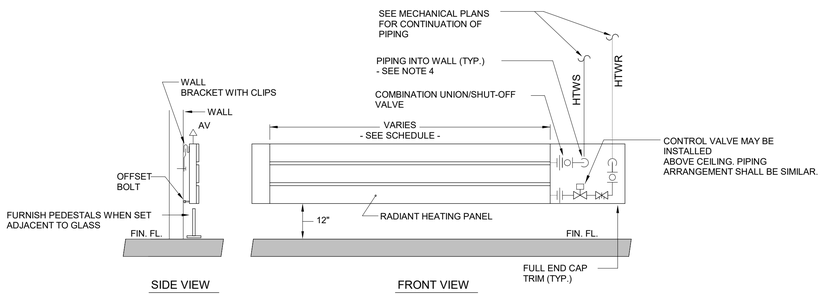

NOTES:

1. FURNISH AND INSTALL WALL BRACKETS, HANGERS, END CAPS, ACCESSORIES, ETC. AS REQUIRED FOR A COMPLETE INSTALLATION. PROVIDE FULL CENTER TRIM WHERE TWO OR MORE PANEL SECTIONS ARE CONNECTED IN SERIES.
2. MODIFY DETAIL AS REQ'D TO SUIT ALTERNATE PIPING ARRANGEMENTS OF RADIANT PANELS - SEE MECHANICAL PLANS FOR PIPE SIZES AND LAYOUT.
3. MOUNT/SUPPORT RADIANT PANELS IN ACCORDANCE WITH MANUF'S INSTALLATION INSTRUCTIONS.
4. PIPING SHALL BE INSTALLED CONCEALED IN WALL.

LEGEND:

- HIGH TEMPERATURE WATER SUPPLY (HTWS)
- HIGH TEMPERATURE WATER RETURN (HTWR)
- CIRCUIT BALANCING VALVE (CBV)
- TWO-WAY CONTROL VALVE FURNISHED BY TC FOR INSTALLATION BY MC
- UNION
- BALL VALVE
- AV AUTOMATIC AIR VENT

TYPICAL RADIANT HEATING PANEL DETAIL

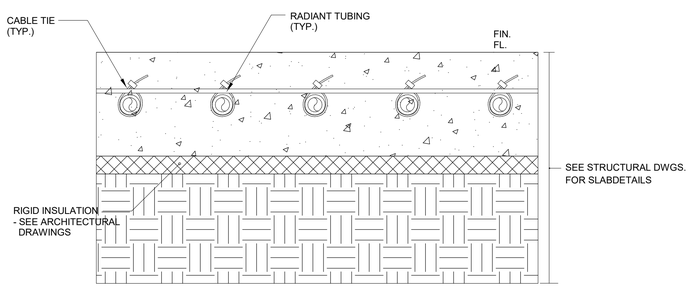

RADIANT HEATING SLAB (8") DETAIL

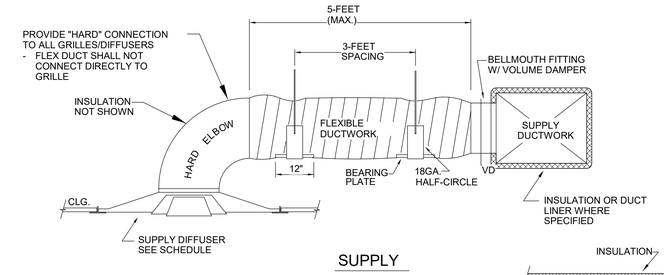

SUPPLY

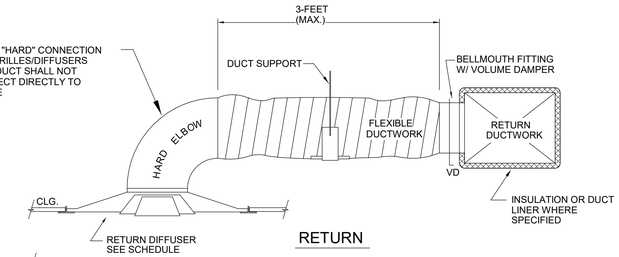

RETURN

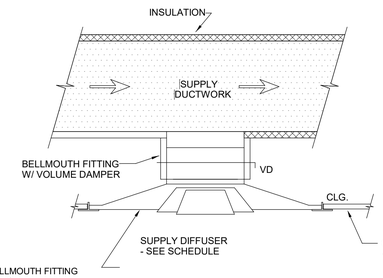

SUPPLY

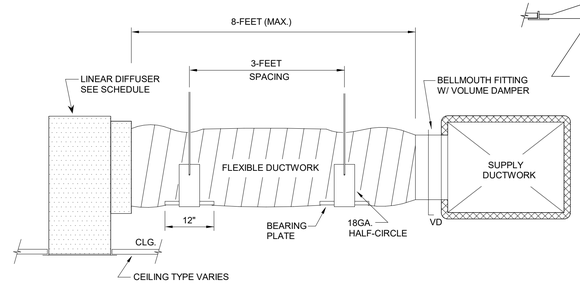

LINEAR DIFFUSER

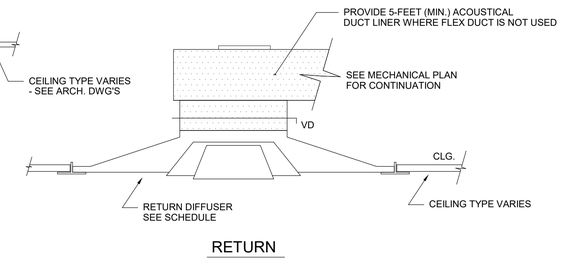

RETURN

NOTES:

1. COORDINATE DIFFUSER INSTALLATION WITH ARCH. CEILING LAYOUT.

DIFFUSER INSTALLATION DETAILS

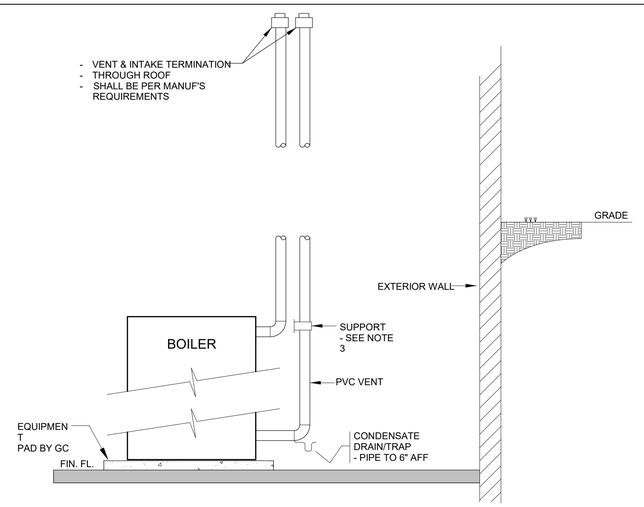

BOILER VENTING DETAIL

NOTES:

1. CONTRACTOR SHALL COORDINATE EXACT ROUTING OF INTAKE/VENT PIPING WITH EXISTING STRUCTURE. DO NOT INSTALL EXCESSIVE OFFSETS/ELBOWS WHICH MAY CAUSE THE VENT/INTAKE PIPING TO EXCEED ALLOWABLE LENGTHS PER MFG. INSTALLATION INSTRUCTIONS.
2. VENTING AND INTAKE PIPING SHALL BE INSTALLED IN ACCORDANCE WITH MFG. INSTRUCTIONS.
3. FURNISH AND INSTALL SUPPORTS/HANGERS EVERY 3-FEET FOR HORIZONTAL AND EVERY 5-FEET FOR VERTICAL INTAKE/VENT PIPING.
4. PROVIDE A MINIMUM OF 2-INCHES CLEAR SPACE FROM COMBUSTIBLES ALL AROUND INTAKE AND EXHAUST VENT.
5. FIRE-CAULK/SEAL AROUND ALL PENETRATIONS.

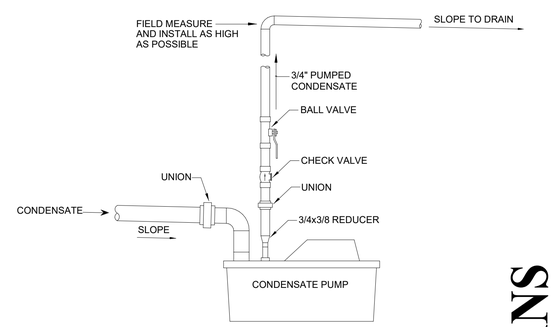

CONDENSATE PUMP DETAIL

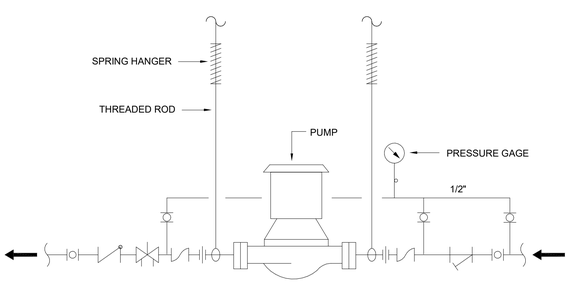

NOTES:

1. SUPPORT PUMP FROM PIPING ONLY. DO NOT SUPPORT PUMP FROM MOTOR.

IN-LINE PUMP DETAIL

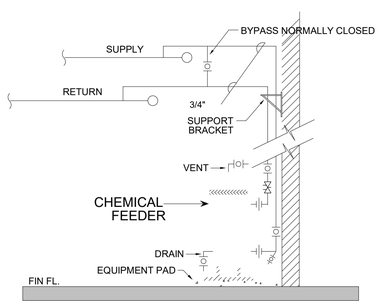

LEGEND:

- UNION
- BALL VALVE
- CIRCUIT BALANCING VALVE

CHEMICAL FEEDER DETAIL

DATE: 06/21/2023
DRAWN BY: AOS
SCALE: N.T.S.
REVIEWED BY: TJH
PROJECT NO.: 20-2006
FILE:

HESNOR ENGINEERING ASSOCIATES — WWW.HESNOR.COM

KEYSTONE ASSOCIATES ARCHITECTS, ENGINEERS AND SURVEYORS, LLP — WWW.KEYSTONEASSOCIATES.COM

DELAWARE ENGINEERING, D.P.C. CIVIL AND ENVIRONMENTAL CONSULTANTS — WWW.DELAWAREENGINEERING.COM

REVISIONS

NO.	DATE	DESCRIPTION

PORT EWEN FIRE DEPARTMENT, ULSTER, NEW YORK

MECHANICAL DETAILS

BID PLANS

SHEET: M502

WARNING -- IT IS A VIOLATION OF NEW YORK EDUCATION LAW SECTION 7209.2, FOR ANY PERSON, UNLESS HE IS ACTING UNDER THE DIRECTION OF A LICENSED PROFESSIONAL ENGINEER OR LAND SURVEYOR, TO ALTER THIS DOCUMENT IN ANY WAY. IF ALTERED THE ALTERING PERSON SHALL COMPLY WITH THE REQUIREMENTS OF NEW YORK EDUCATION LAW, SECTION 7209.2.