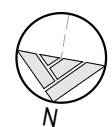
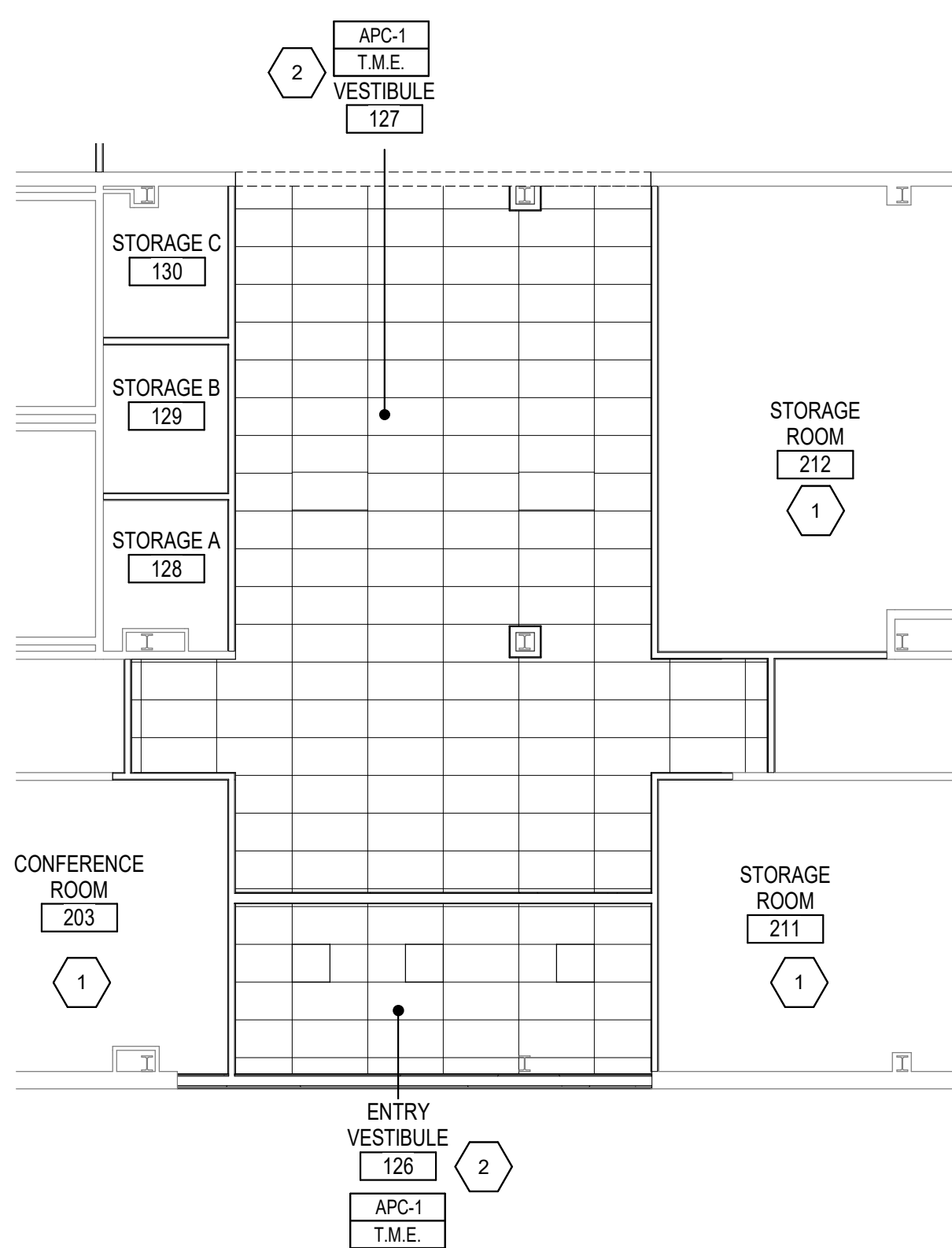


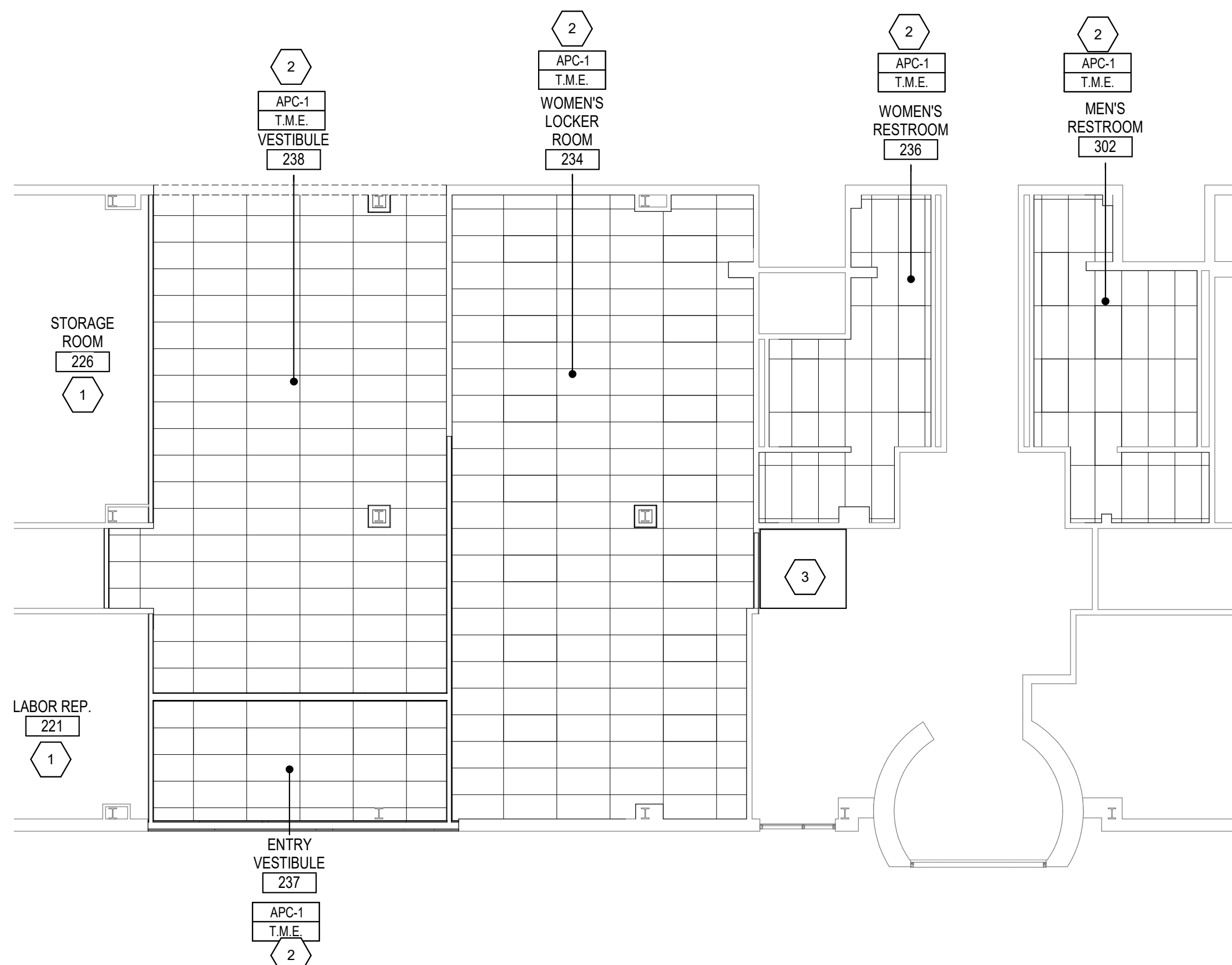
C1 REFLECTED CEILING PLAN
1/8" = 1'-0"



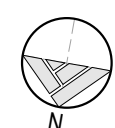
C3 ROOF PLAN
1/8" = 1'-0"



A1 REFLECTED CEILING PLAN
1/8" = 1'-0"



A2 REFLECTED CEILING PLAN
1/8" = 1'-0"



GENERAL NOTES

- IT IS THE RESPONSIBILITY OF THE GENERAL CONTRACTOR TO FULLY AND COMPLETELY READ AND UNDERSTAND USPS STANDARD SPECIFICATIONS AND TO PROVIDE A FINISHED PROJECT, INCLUDING ALL PURCHASED ITEMS, FULLY CONFORMING TO THESE SPECIFICATIONS.
- BUILDING HAS BEEN FIELD MEASURED. HOWEVER, GC SHALL BE REQUIRED TO REVIEW SITE CONDITIONS AGAINST DRAWINGS. ANY DISCREPANCIES ARE TO BE BROUGHT TO THE ATTENTION OF THE ARCHITECT BEFORE ANY WORK COMMENCES.
- DO NOT SCALE DRAWINGS.
- IT IS THE RESPONSIBILITY OF THE GENERAL CONTRACTOR TO CROSS-CHECK THE MEP DRAWINGS WITH THE ARCHITECTURAL DRAWINGS PRIOR TO THE ORDERING / INSTALLATION OF MECHANICAL, ELECTRICAL AND PLUMBING WORK. ANY DISCREPANCIES BETWEEN THE ARCHITECTURAL AND MEP DRAWINGS SHALL BE BROUGHT TO THE ARCHITECT'S ATTENTION FOR IMMEDIATE CLARIFICATION.
- COORDINATE WORK WITH OTHER TRADES. EQUIPMENT FURNISHED BY OTHERS, REQUIREMENTS OF THE TENANT AND LAND-OR-BUILDING OWNER, AND THE CONSTRAINTS OF THE EXISTING CONDITIONS OF THE PROJECT SITE. COORDINATE THE INSTALLATION WITH OTHER TRADES AS REQUIRED TO ENSURE A NEAT AND ORDERLY INSTALLATION. NOTIFY ARCHITECT/ENGINEER OF ANY DISCREPANCIES BEFORE STARTING WORK.
- GENERAL CONTRACTOR AND SUB-CONTRACTORS SHALL CAREFULLY REVIEW THE CONSTRUCTION DOCUMENTS. INFORMATION REGARDING THE COMPLETE WORK IS DISPERSED THROUGHOUT THE DOCUMENT SET AND CANNOT BE ACCURATELY DETERMINED WITHOUT REFERENCE TO THE COMPLETE DOCUMENT SET.
- WHERE THERE MAY BE A CONFLICT IN THE SPECIFICATIONS AND/OR DRAWINGS, THEN THE MORE EXPENSIVE LABOR, MATERIALS AND EQUIPMENT SHALL BE ASSUMED TO BE REQUIRED AND SHALL BE PROVIDED BY THE GENERAL CONTRACTOR TO THE SATISFACTION OF THE TENANT.
- WHEN WORK, NOT SPECIFICALLY CALLED OUT, IS REQUIRED TO COMPLETE THE PROJECT, IT SHALL BE PROVIDED BY THE GENERAL CONTRACTOR WITH THE BEST MATERIALS AND WORKMANSHIP. GC RESPONSIBLE FOR ENGAGING SHORING ENGINEERING FOR ALL BRACING REQUIRED FOR DEMOLITION AND CONSTRUCTION.

REFLECTED CEILING PLAN KEYNOTES

- PATCH AND REPAIR EXISTING CEILING CONDITIONS AS NEEDED. CEILING TO BE PAINTED TO MATCH EXISTING CONDITION AND COLOR OF ADJACENT CEILINGS.
- G.C. TO PROVIDE NEW APC CEILING. CEILING CONDITIONS TO MATCH PREVIOUS BOUNDARIES AND ALIGNMENT.
- PATCH AND REPAIR CEILING TO MATCH ADJACENT CONDITIONS.
- G.C. TO PROVIDE TWO (2) 8"x8" OPENINGS IN WALL FOR SCUPPER OPENING. VERIFY LOCATION IN FIELD. SEE A2 / A-601.1 FOR MORE DETAIL.
- G.C. TO PROVIDE TWO (2) 8"x8" OPENINGS IN WALL FOR ROOF OVERFLOW SCUPPER. VERIFY LOCATIONS IN FIELD.
- G.C. TO PROVIDE THRU-WALL SCUPPER WITH CONDUCTOR HEAD AND 5'x5' DOWNSPOUT. SEE A2 / A-601.1 FOR MORE DETAIL.

REFLECTED CEILING PLAN LEGEND

GB-1	GYPSUM BOARD CEILING 09 20 00
APC-1	24"x48" ACOUSTICAL PANEL CEILING 09 51 13

NOTE:

THIS PLAN DOES NOT ENCOMPASS ALL CEILING OR FINISH WORK. SEE SHEET A-501.1 FOR FULL EXTENTS OF FINISH WORK RELATED TO THIS PROJECT.

KEYPLAN

