NOTES TO A/E:

1. ELECTRICAL CONDUIT TO BE FULLY CONCEALED ON THE EXTERIOR OF FACILITY. PROVIDE FLUSH INSTALLATION WITHIN STUD WALLS OR FURRING WHEREVER POSSIBLE.
2. POWER FEED TO BE 120V FOR ALL STD. SIGNS. (COORD. FINAL VOLTAGE W/ SUPPLIER)

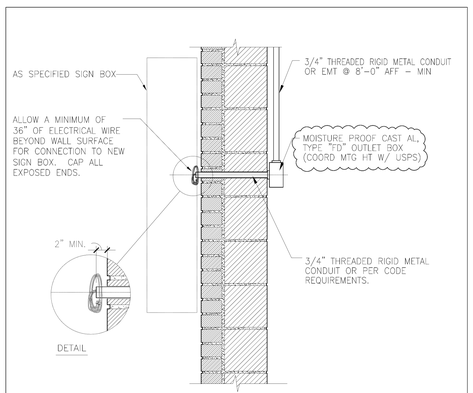

Detail: EXTERIOR LIGHTING THROUGH - WALL SIGN CONNECTION	Fac.	Ch.	Sect.	Para.	Detail
					P5-3-2c
CAD File: 12 standard details\details\P5-3-2c.dwg	Scale: NTS			Last Revised: 7/11/2022	

UNITED STATES POSTAL SERVICE — STANDARD DETAIL LIBRARY

©Copyright 1997-2015 United States Postal Service

A1 USPS STANDARD DETAIL P5-3-2C
N.T.S.

NOTES TO A/E:

1. COORDINATE THE LOCATION AND NUMBER OF TWIST-LOCK POWER DROP CORDS REQUIRED WITH USPS.
2. CURRENT USPS STANDARD REQUIRES STRAIGHT BLADE PLUG. VERIFY FINAL PLUG TYPE DESIRED W/ USPS.

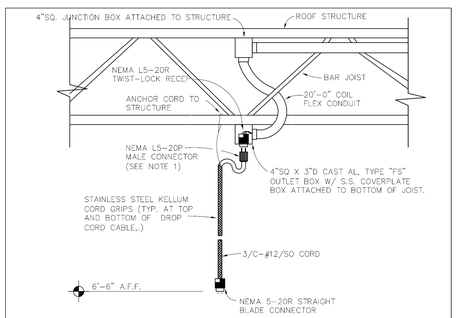

NOTES:

1. USE LOCKING BLADE TYPE OF CONNECTOR BODY (NEMA L5-20R, HUBBELL 20 AMP TWISTLOCK OR EQUAL) DO NOT USE STRAIGHT BLADE TYPES.
2. USE TYPE OF CONNECTOR BODY THAT GRIPS ON INSULATION OF "SO" CORD SO THAT TENSION IS NOT TRANSMITTED TO CONDUCTORS OR TERMINAL SCREWS.
3. USE CONTINUOUS LENGTHS OF "SO" CORD AT EACH DROP CORD LOCATION. SPLICES ARE NOT PERMITTED.

Detail: CONVENIENCE OUTLETS - TWIST-LOCK DROP CORD	Fac.	Ch.	Sect.	Para.	Detail
					P5-2-8b
CAD File: 12 standard details\details\P5-2-8b.dwg	Scale: NTS			Last Revised: 6/17/2012	

UNITED STATES POSTAL SERVICE — STANDARD DETAIL LIBRARY

©Copyright 1997-2015 United States Postal Service

A3 USPS STANDARD DETAIL P5-2-8B
N.T.S.

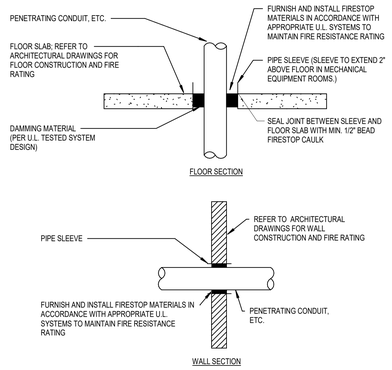

NOTES:

1. WHERE CONDUIT, CABLES AND OTHER COMPONENTS PASS THROUGH FIRE OR SMOKE RATED WALLS OR FLOORS, PROVIDE NON-ASBESTOS SEAL ASSEMBLIES CLASSIFIED BY U.L. TO PROVIDE FIRE BARRIERS EQUAL TO OR GREATER THAN THE TIME RATING OF THE CONSTRUCTION BEING PENETRATED, WITH APPROPRIATE MATERIALS AND SYSTEMS THAT COMPLY WITH APPLICABLE CODES AND THAT HAVE BEEN TESTED IN ACCORDANCE WITH U.L. 1479 OR ASTM E814.
2. GROUT, MORTAR OR GYPSUM BASED PRODUCTS SHALL NOT BE INSTALLED IN LIEU OF FIRESTOPPING MATERIALS AND U.L. SYSTEMS.
3. FOR SLEEVED PENETRATIONS, FIRESTOP ANNULAR SPACE, IF ANY, BETWEEN SLEEVE AND ADJACENT CONSTRUCTION TO MEET U.L. SYSTEM REQUIREMENTS. SEE NOTE 2 ABOVE.
4. THIS CONTRACTOR SHALL FIRESTOP ALL MISCELLANEOUS OPENINGS IN FIRE-RATED CONSTRUCTION RESULTING FROM HIS WORK.
5. CONTRACTOR SHALL PROVIDE SUBMITTAL DRAWINGS TO ENGINEER, INCLUDING U.L. RATED SYSTEM NUMBER AND DETAIL FOR EACH TYPE OF PENETRATION AND CONFIGURATION.
6. SLEEVES USED FOR CABLE RISERS THROUGH FLOORS OR WALLS SHALL BE INSTALLED PER THE ABOVE FLOOR OR WALL SECTIONS. IN ADDITION, FIRESTOP MATERIAL SHALL BE PROVIDED INSIDE SLEEVE AFTER CABLES ARE COMPLETELY INSTALLED.

UL FIRE STOP SYSTEMS FOR 1 AND 2 HOUR RATED WALL AND FLOOR ASSEMBLIES

SERVICE	GYPSUM WALL PENETRATION	CONCRETE/MASONRY WALL PENETRATION	CONCRETE FLOOR PENETRATION
GRC CONDUIT (NOMINAL < 6" DIA.)	WL1049	WS1055	CAJ1079
EMT CONDUIT (NOMINAL < 4" DIA.)	WL1049	WS1055	CAJ1079
PVC CONDUIT/ INNER DUCT (< 2" DIA.)	WL2093	WJ2018	CAJ2031
CABLES (MAX. 3" DIA. CABLE BUNDLE)	WL3076	WJ3022	CAJ3133
CABLE TRAYS	WL4005	WJ4009	CAJ4029
BUS DUCT	WL6001	CAJ6008	CAJ6008

A4 FIRESTOPPING DETAIL FOR PENETRATIONS THROUGH FIRE-RATED CONSTRUCTION
N.T.S.

GPD Engineering and Architecture Professional Corporation
520 SOUTH MAIN STREET, SUITE 2531
AKRON, OH 44311
330.572.2100 FAX: 330.572.2101

@Copyright 2006-2009, United States Postal Service

NOT FOR CONSTRUCTION

PROJECT MANAGER	DESIGNER
JR	NH

JOB NO. 20223359.04

USPS - MID-HUDSON, NY
99 GOVERNOR DRIVE
NEWBURGH, NY 12550

UNITED STATES POSTAL SERVICE
Facilities, 4301 wilson blvd., suite 300, arlington, va 22203-1861

ELECTRICAL DETAILS

Date: 02/23/2023 Revisions: 100% OWNER RE-REVIEW

E-501.1

Scale: NTS
Project: USPS - MID-HUDSON, NY
USPS File Number: 355306-032