

MECHANICAL DRAWING SCHEDULE		
TRADE	DRAWING NUMBER	DRAWING DESCRIPTION
HVAC	M-001	MECHANICAL LEGEND AND NOTES
	MD-100	BEDFORD HOUSE MECHANICAL DEMO BASEMENT PLAN
	MD-101	BEDFORD HOUSE MECHANICAL DEMO 1ST FLOOR PLAN
	MD-102	BEDFORD HOUSE MECHANICAL DEMO 2ND FLOOR PLAN
	MD-103	BEDFORD HOUSE MECHANICAL DEMO 3RD FLOOR PLAN
	M-100	BEDFORD HOUSE MECHANICAL BASEMENT PLAN
	M-101	BEDFORD HOUSE MECHANICAL 1ST FLOOR PLAN
	M-102	BEDFORD HOUSE MECHANICAL 2ND FLOOR PLAN
	M-103	BEDFORD HOUSE MECHANICAL 3RD FLOOR PLAN
	M-110	CARRIAGE BARN MECHANICAL PLANS
	M-170	COACHMAN'S HOUSE MECHANICAL PLANS AND SCHEDULES
	M-200	BEDFORD HOUSE MECHANICAL SECTIONS
	M-201	BEDFORD HOUSE MECHANICAL DETAILS
	M-202	BEDFORD HOUSE MECHANICAL DETAILS
	M-300	BEDFORD HOUSE MECHANICAL SCHEDULES
	M-301	BEDFORD HOUSE MECHANICAL SCHEDULES
	M-310	CARRIAGE BARN MECHANICAL SCHEDULES
	M-400	BEDFORD HOUSE MECHANICAL VRF PIPING DIAGRAM
	M-401	BEDFORD HOUSE MECHANICAL VRF WIRING DIAGRAM
	M-500	BEDFORD HOUSE MECHANICAL CONTROL DIAGRAM
	SU-200	GEO THERMAL SITE PLAN
	SU-201	GEO THERMAL DETAILS AND SCHEDULE

1

M-001

MECHANICAL DRAWINGS SCHEDULES

N.T.S.

MECHANICAL LEGEND																																																															
	RECTANGULAR, FLAT OVAL OR ROUND AIR DUCT (PLAN VIEW)		EMERGENCY BREAK GLASS BOILER SHUT DOWN																																																												
	DUCT WITH 1" ACOUSTICAL LINING		CONNECTION NEW WITH EXISTING																																																												
	FLEXIBLE CONNECTION		TAKEOFF FROM BOTTOM OF MAIN PIPE																																																												
	FLEXIBLE DUCT		CAPPED END OF PIPE																																																												
	SUPPLY OR OUTSIDE AIR DUCT (UP & DN)		DIRECTION OF FLOW																																																												
	RETURN OR EXHAUST DUCT (UP & DN)		BREAK FLANGES																																																												
	NEW WORK (BOLD LINE)		UNION																																																												
	EXISTING WORK (FINE LINE-DASHED)		BALL VALVE																																																												
	VOLUME DAMPER		GATE VALVE																																																												
	FIRE DAMPER (2 HR. RATED U.O.N.)		GLOBE VALVE																																																												
	SMOKE DAMPER		BALANCING VALVE WITH 100% SHUTOFF																																																												
	COMBINATION FIRE/SMOKE DAMPER		CHECK VALVE																																																												
	MOTORIZED DAMPER		BALL VALVE																																																												
	DIRECTION OF SUPPLY OR OUTSIDE AIR		OS & Y VALVE																																																												
	DIRECTION OF RETURN OR EXHAUST AIR		TWO-WAY CONTROL VALVE																																																												
	CONDENSATE DRAIN PIPING		THREE-WAY CONTROL VALVE																																																												
	PIPE ELBOW (UP & DN)		THERMOMETER																																																												
	TAKEOFF FROM TOP OF MAIN PIPE		PRESSURE GAUGE WITH SHUT-OFF COCK																																																												
	FLOW SWITCH		STRAINER WITH BLOW-DOWN VALVE																																																												
	DUCT SMOKE DETECTOR (SD)		ROOM THERMOSTAT OR TEMPERATURE SENSOR																																																												
			DEMOLITION AREA																																																												
<table><tr><td>AHU</td><td>AIR HANDLING UNIT</td><td>CU</td><td>CONDENSING UNIT</td></tr><tr><td>C.D.</td><td>CONDENSATE DRAIN</td><td>OA</td><td>OUTSIDE AIR</td></tr><tr><td>(N)</td><td>NEW</td><td>EXH</td><td>EXHAUST</td></tr><tr><td>(E)</td><td>EXISTING</td><td>OA</td><td>OUTSIDE AIR</td></tr><tr><td>U&D</td><td>UP AND DOWN</td><td>MD</td><td>MOTORIZED DAMPER</td></tr><tr><td>FCU</td><td>FAN COIL UNIT</td><td>VD</td><td>VOLUME DAMPER</td></tr><tr><td>HP</td><td>HEAT PUMP</td><td>CG / CD</td><td>CEILING GRILLE / DIFFUSER</td></tr><tr><td>ERV</td><td>ENERGY RECOVERY VENTILATOR</td><td>RG / EG</td><td>RETURN GRILLE / EXHAUST GRILLE</td></tr><tr><td>DOAS</td><td>DEDICATED OUTSIDE AIR SYSTEM</td><td>SR / FSR</td><td>SUPPLY REGISTER / FLOOR SUP. REG.</td></tr><tr><td>DSD</td><td>DUCT SMOKE DETECTOR</td><td>RG / FRG</td><td>RETURN GRILLE / FLOOR RETURN GRILLE</td></tr><tr><td></td><td></td><td>LPS</td><td>LOW PRESSURE STEAM</td></tr><tr><td></td><td></td><td>LPC</td><td>LOW PRESSURE CONDENSATE RETURN</td></tr><tr><td></td><td></td><td>PC</td><td>PUMPED CONDENSATE RETURN</td></tr><tr><td></td><td></td><td>HWS</td><td>HOT WATER SUPPLY</td></tr><tr><td></td><td></td><td>HWR</td><td>HOT WATER RETURN</td></tr></table>				AHU	AIR HANDLING UNIT	CU	CONDENSING UNIT	C.D.	CONDENSATE DRAIN	OA	OUTSIDE AIR	(N)	NEW	EXH	EXHAUST	(E)	EXISTING	OA	OUTSIDE AIR	U&D	UP AND DOWN	MD	MOTORIZED DAMPER	FCU	FAN COIL UNIT	VD	VOLUME DAMPER	HP	HEAT PUMP	CG / CD	CEILING GRILLE / DIFFUSER	ERV	ENERGY RECOVERY VENTILATOR	RG / EG	RETURN GRILLE / EXHAUST GRILLE	DOAS	DEDICATED OUTSIDE AIR SYSTEM	SR / FSR	SUPPLY REGISTER / FLOOR SUP. REG.	DSD	DUCT SMOKE DETECTOR	RG / FRG	RETURN GRILLE / FLOOR RETURN GRILLE			LPS	LOW PRESSURE STEAM			LPC	LOW PRESSURE CONDENSATE RETURN			PC	PUMPED CONDENSATE RETURN			HWS	HOT WATER SUPPLY			HWR	HOT WATER RETURN
AHU	AIR HANDLING UNIT	CU	CONDENSING UNIT																																																												
C.D.	CONDENSATE DRAIN	OA	OUTSIDE AIR																																																												
(N)	NEW	EXH	EXHAUST																																																												
(E)	EXISTING	OA	OUTSIDE AIR																																																												
U&D	UP AND DOWN	MD	MOTORIZED DAMPER																																																												
FCU	FAN COIL UNIT	VD	VOLUME DAMPER																																																												
HP	HEAT PUMP	CG / CD	CEILING GRILLE / DIFFUSER																																																												
ERV	ENERGY RECOVERY VENTILATOR	RG / EG	RETURN GRILLE / EXHAUST GRILLE																																																												
DOAS	DEDICATED OUTSIDE AIR SYSTEM	SR / FSR	SUPPLY REGISTER / FLOOR SUP. REG.																																																												
DSD	DUCT SMOKE DETECTOR	RG / FRG	RETURN GRILLE / FLOOR RETURN GRILLE																																																												
		LPS	LOW PRESSURE STEAM																																																												
		LPC	LOW PRESSURE CONDENSATE RETURN																																																												
		PC	PUMPED CONDENSATE RETURN																																																												
		HWS	HOT WATER SUPPLY																																																												
		HWR	HOT WATER RETURN																																																												

2

M-001

MECHANICAL LEGEND AND SYMBOLS

N.T.S.

Governor Kathy HochulCommissioner Pro Tempore Randy Simons

IT IS A VIOLATION OF STATE EDUCATION LAW FOR ANY PERSON, UNLESS UNDER THE DIRECTION OF A LICENSED ARCHITECT/ENGINEER TO ALTER THIS DOCUMENT IN ANYWAY. ALTERATIONS MUST HAVE THE SEAL AFFIXED ALONG WITH A DESCRIPTION OF THE ALTERATIONS, DATE AND ARCHITECT/ENGINEER'S SIGNATURE.

Architectural Consultant

BEYER BLINDER BELLE ARCHITECTS & PLANNERS
100 BROADWAY, 20TH FLOOR, NEW YORK, NY 10071

BEYER
BLINDER
BELLE

Structural Consultant

THORNTON TOMASETTI
100 BROADWAY, 15TH FLOOR, NEW YORK, NY 10071

Thornton
Tomasetti

MEP / FP / IT Consultant

LANDMARKS FACILITIES GROUP
202 EAST AVENUE, NORWALK, CT 06850

LFG
LANDMARKS
FACILITIES
GROUP, INC.

Civil Consultant

CMA CONSULTING, INC.
3 WINNER'S CIRCLE, PO BOX 8088, ALBANY, NY 12205

CMA

Landscape Consultant

RHODESIDE HANWELL LANDSCAPE ARCHITECTURE
347 WEST 36TH STREET, SUITE 1001, NEW YORK, NY 10018

RHI

Lighting Consultant

HLB LIGHTING
38 EAST 32ND STREET, 11TH FLOOR, NEW YORK, NY 10018

HLB

Signage Consultant

LVCK - A BEYER BLINDER BELLE STUDIO
100 BROADWAY, 20TH FLOOR, NEW YORK, NY 10071

LVCK | A Beyer Blinder Belle Studio

NYS OPRHP Taconic Region
9 Old Post Rd, PO Box 308
Staatsburg, NY 12580
(845) 889 - 4100

Regional Director: Linda Cooper
Capital District Manager: Garrett Jobson

Project Title:
John Jay Homestead Site And Building Enhancements

Project Location:
400 Jay Street
Katonah NY 10536

Key Plan

REVISIONS

Rev No	Description	Date

Drawn By:
LFG

Design By:
LFG

Checked By:
LFG

Approved By:
LFG

DATE
07/10/24

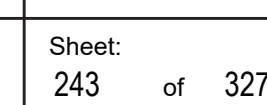
Sheet Title
JOHN JAY HOMESTEAD MECHANICAL LEGEND AND NOTES

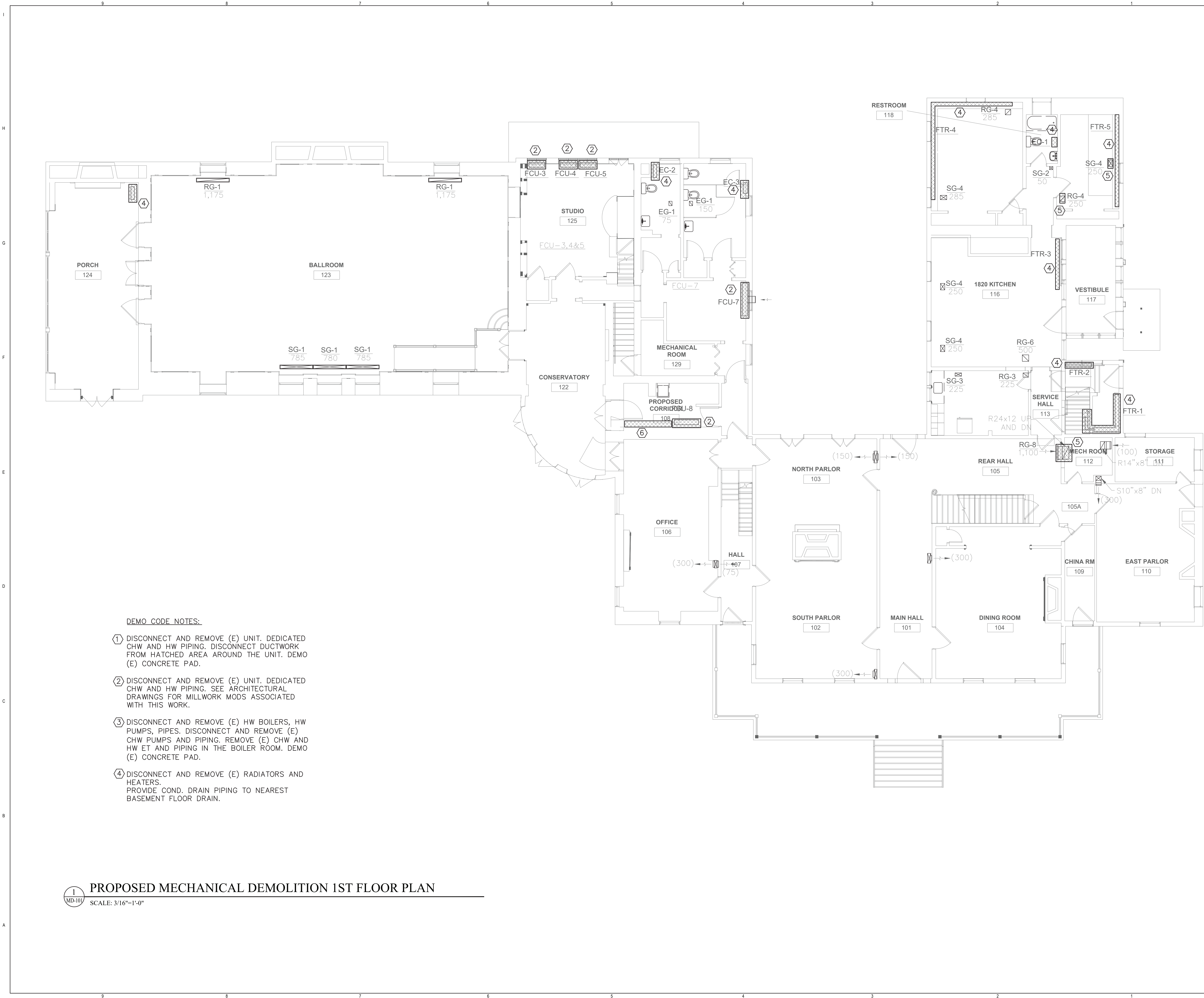
Seal and Signature


Drawing Number
M-001

Project Number:
TA-JJ-2023-001

Sheet:
242 of 327







Governor Kathy HochulCommissioner Pro Tempore Randy Simons

IT IS A VIOLATION OF STATE EDUCATION LAW FOR ANY PERSON, UNLESS UNDER THE DIRECTION OF A LICENSED ARCHITECT/ENGINEER TO ALTER THIS DOCUMENT IN ANYWAY. ALTERATIONS MUST HAVE THE SEAL AFFIXED ALONG WITH A DESCRIPTION OF THE ALTERATIONS, DATE AND ARCHITECT/ENGINEER'S SIGNATURE.

Architectural Consultant
BEYER BLINDER BELLE ARCHITECTS & PLANNERS
133 BROADWAY, 20TH FLOOR, NEW YORK, NY 10071

Structural Consultant
THORNTON TOMASETTI
133 BROADWAY, 15TH FLOOR, NEW YORK, NY 10071

MEP / FP / IT Consultant
LANDMARKS FACILITIES GROUP
232 EAST AVENUE, NORWALK, CT 06855

Civil Consultant
CMA CONSULTING, INC.
3 WINNING CIRCLE, PO BOX 808, ALBANY, NY 12205

Landscape Consultant
RHODESIDE HAWELL LANDSCAPE ARCHITECTURE
347 WEST 36TH STREET, SUITE 1201, NEW YORK, NY 10018

Lighting Consultant
HLB LIGHTING
38 EAST 32ND STREET, 11TH FLOOR, NEW YORK, NY 10018

Signage Consultant
LVCK - A BEYER BLINDER BELLE STUDIO
133 BROADWAY, 20TH FLOOR, NEW YORK, NY 10071

BEYER BLINDER BELLE

Thornton Tomasetti

LFG

CMA

RHI

HLB

LVCK

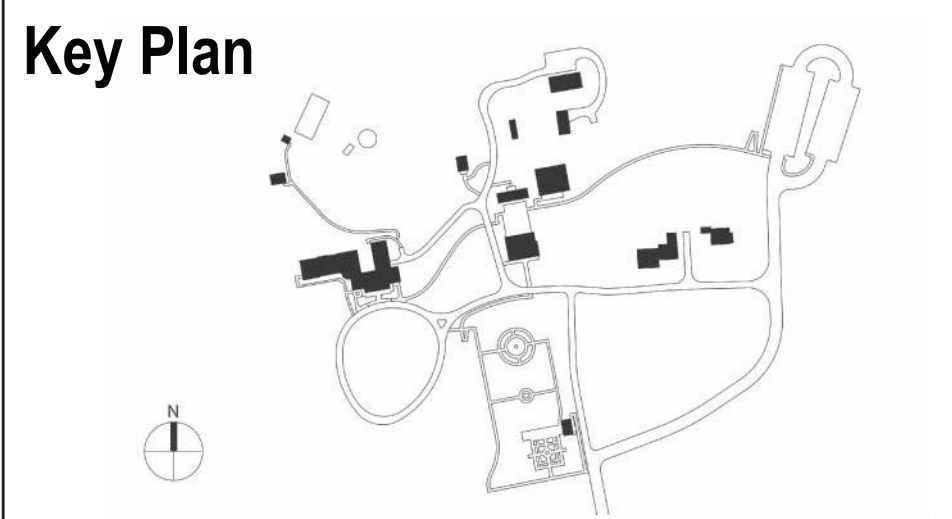
NYS OPRHP Taconic Region
9 Old Post Rd, PO Box 308
Staatsburg, NY 12580
(845) 889 - 4100

Regional Director: Linda Cooper
Capital District Manager: Garrett Jobson

Project Title:
John Jay Homestead Site And Building Enhancements

Project Location:
400 Jay Street
Katonah NY 10536

Key Plan



REVISIONS		
Rev No	Description	Date

Drawn By:
LFG

Design By:
LFG


Checked By:
LFG

Approved By:
LFG

DATE
07/10/24

Sheet Title
BEDFORD HOUSE
MECHANICAL DEMO
1ST FLOOR PLAN

Seal and Signature



Drawing Number
MD-101

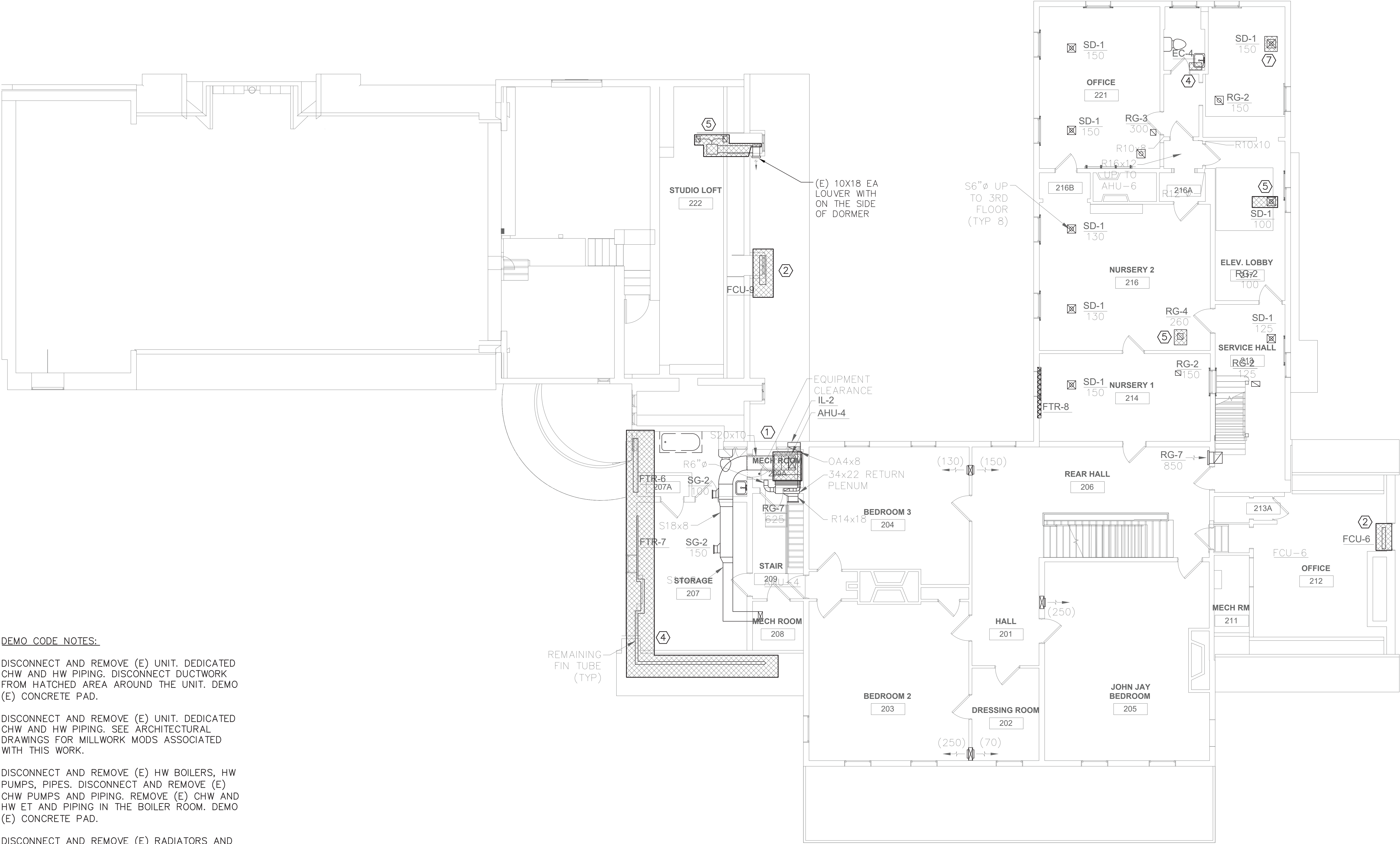
Project Number:
TA-JJ-2023-001

Sheet:
244 of 327

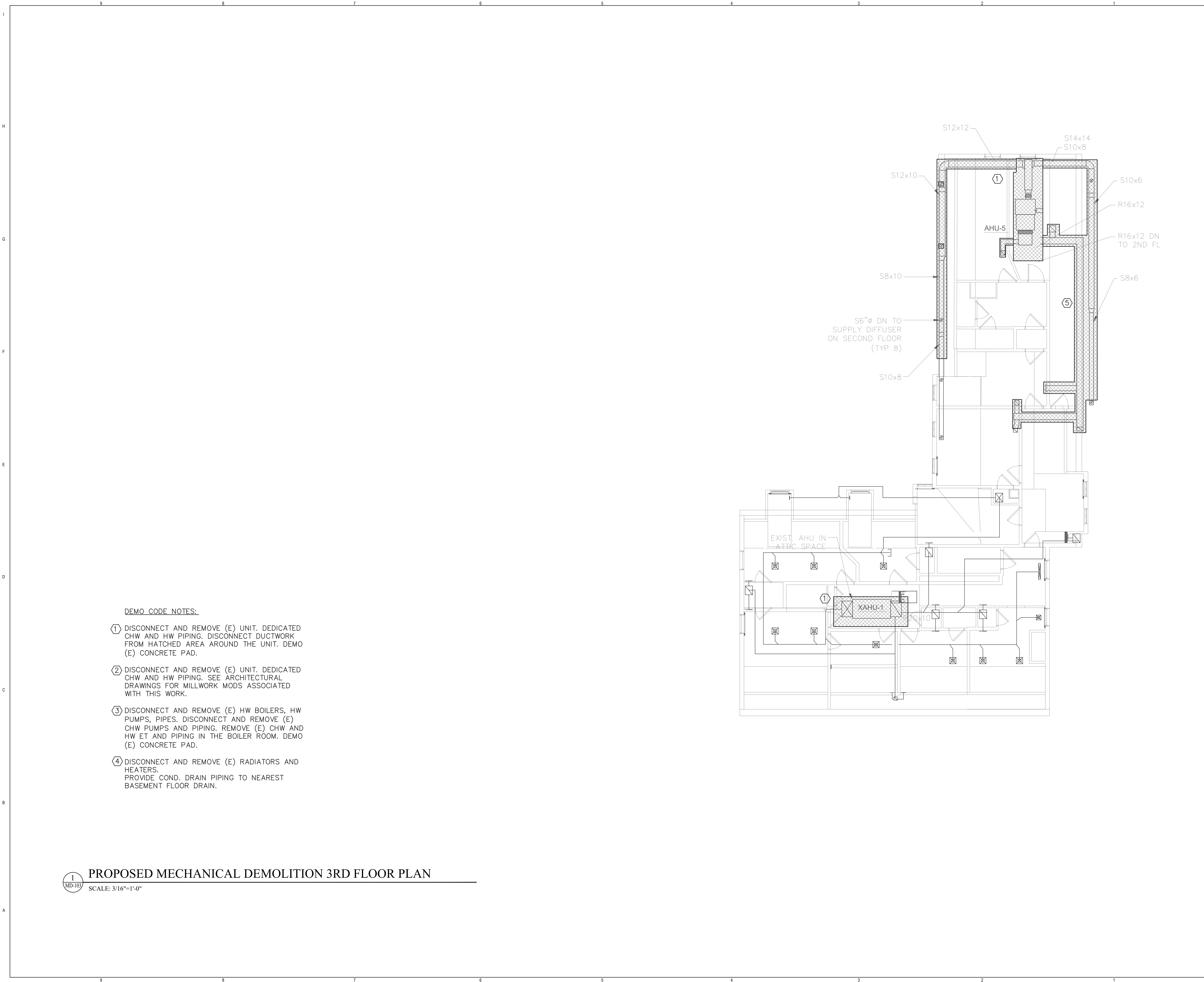
REVISIONS		
Rev No	Description	Date

Drawn By: LFG	Seal and Signature 
Design By: LFG	
Checked By: LFG	
Approved By: LFG	
DATE 07/10/24	

Sheet Title	Drawing Number
BEDFORD HOUSE MECHANICAL DEMO 2ND FLOOR PLAN	MD-102



- DEMO CODE NOTES:
- DISCONNECT AND REMOVE (E) UNIT. DEDICATED CHW AND HW PIPING. DISCONNECT DUCTWORK FROM HATCHED AREA AROUND THE UNIT. DEMO (E) CONCRETE PAD.
 - DISCONNECT AND REMOVE (E) UNIT. DEDICATED CHW AND HW PIPING. SEE ARCHITECTURAL DRAWINGS FOR MILLWORK MODS ASSOCIATED WITH THIS WORK.
 - DISCONNECT AND REMOVE (E) HW BOILERS, HW PUMPS, PIPES. DISCONNECT AND REMOVE (E) CHW PUMPS AND PIPING. REMOVE (E) CHW AND HW ET AND PIPING IN THE BOILER ROOM. DEMO (E) CONCRETE PAD.
 - DISCONNECT AND REMOVE (E) RADIATORS AND HEATERS. PROVIDE COND. DRAIN PIPING TO NEAREST BASEMENT FLOOR DRAIN.




DEMO CODE NOTES:

- ① DISCONNECT AND REMOVE (E) UNIT. DEDICATED CHW AND HW PIPING. DISCONNECT DUCTWORK FROM HATCHED AREA AROUND THE UNIT. DEMO (E) CONCRETE PAD.
- ② DISCONNECT AND REMOVE (E) UNIT. DEDICATED CHW AND HW PIPING. SEE ARCHITECTURAL DRAWINGS FOR MILLWORK MODS ASSOCIATED WITH THIS WORK.
- ③ DISCONNECT AND REMOVE (E) HW BOILERS, HW PUMPS, PIPES. DISCONNECT AND REMOVE (E) CHW PUMPS AND PIPING. REMOVE (E) CHW AND HW ET AND PIPING IN THE BOILER ROOM. DEMO (E) CONCRETE PAD.
- ④ DISCONNECT AND REMOVE (E) RADIATORS AND HEATERS. PROVIDE COND. DRAIN PIPING TO NEAREST BASEMENT FLOOR DRAIN.

PROPOSED MECHANICAL DEMOLITION 3RD FLOOR PLAN

SCALE: 3/16"=1'-0"



Governor Kathy Hochul Commissioner Pro Tempore Randy Simons

IT IS A VIOLATION OF STATE EDUCATION LAW FOR ANY PERSON, UNLESS UNDER THE DIRECTION OF A LICENSED ARCHITECT/ENGINEER TO ALTER THIS DOCUMENT IN ANYWAY. ALTERATIONS MUST HAVE THE SEAL AFFIXED ALONG WITH A DESCRIPTION OF THE ALTERATIONS, DATE AND ARCHITECT/ENGINEER'S SIGNATURE.

Architectural Consultant
BEYER BLINDER BELLE ARCHITECTS & PLANNERS
100 BROADWAY, 20TH FLOOR, NEW YORK, NY 10071

Structural Consultant
THORNTON TOMASETTI
100 BROADWAY, 15TH FLOOR, NEW YORK, NY 10071

MEP / FP / IT Consultant
LANDMARKS FACILITIES GROUP
202 EAST AVENUE, NORWALK, CT 06855

Civil Consultant
CMA CONSULTING, INC.
3 WINNERS CIRCLE, PO BOX 5089, ALBANY, NY 12205

Landscape Consultant
RHODESIDE HAWWELL LANDSCAPE ARCHITECTURE
347 WEST 36TH STREET, SUITE 1201, NEW YORK, NY 10018

Lighting Consultant
HLB LIGHTING
38 EAST 32ND STREET, 11TH FLOOR, NEW YORK, NY 10018

Signage Consultant
LVCK - A BEYER BLINDER BELLE STUDIO
100 BROADWAY, 20TH FLOOR, NEW YORK, NY 10071

BEYER BLINDER BELLE

Thornton Tomasetti

LFG

CMA

RHI

HLB

LVCK | A Beyer Blinder Belle Studio

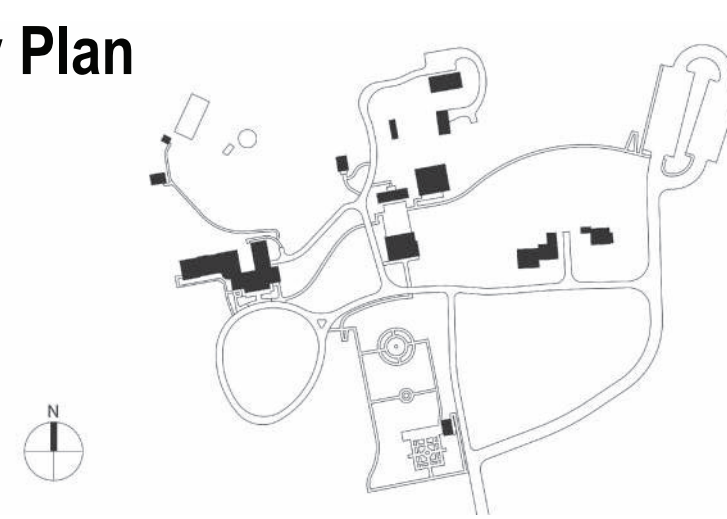
NYS OPRHP Taconic Region
9 Old Post Rd, PO Box 308
Staatsburg, NY 12580
(845) 889 - 4100

Regional Director: Linda Cooper
Capital District Manager: Garrett Jobson


Project Title:
John Jay Homestead Site And Building Enhancements

Project Location:
400 Jay Street
Katonah NY 10536

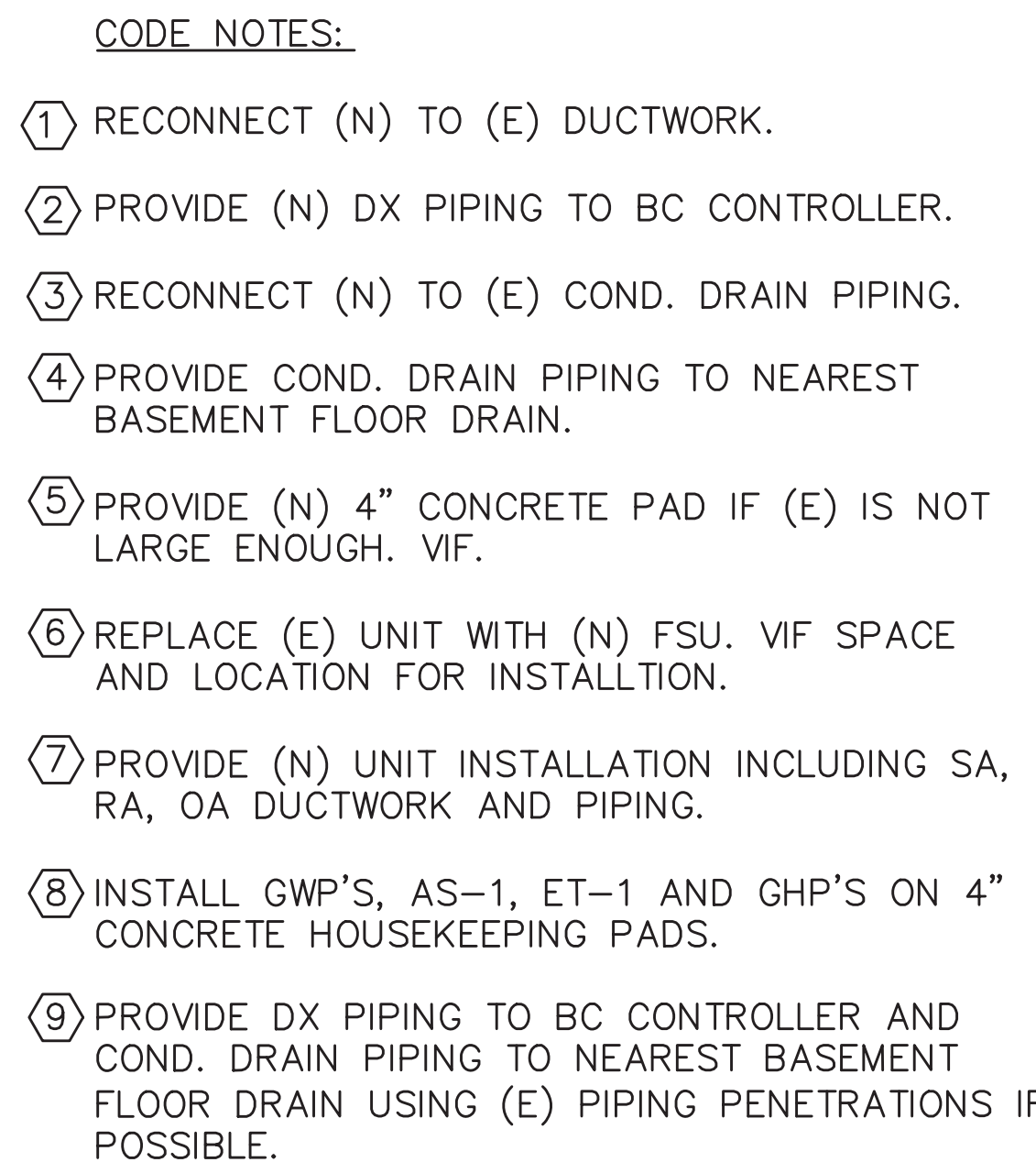
Key Plan



REVISIONS		
Rev No	Description	Date

Drawn By: LFG	Seal and Signature 
Design By: LFG	
Checked By: LFG	
Approved By: LFG	Drawing Number MD-103
DATE 07/10/24	
Sheet Title BEDFORD HOUSE MECHANICAL DEMO 3RD FLOOR PLAN	

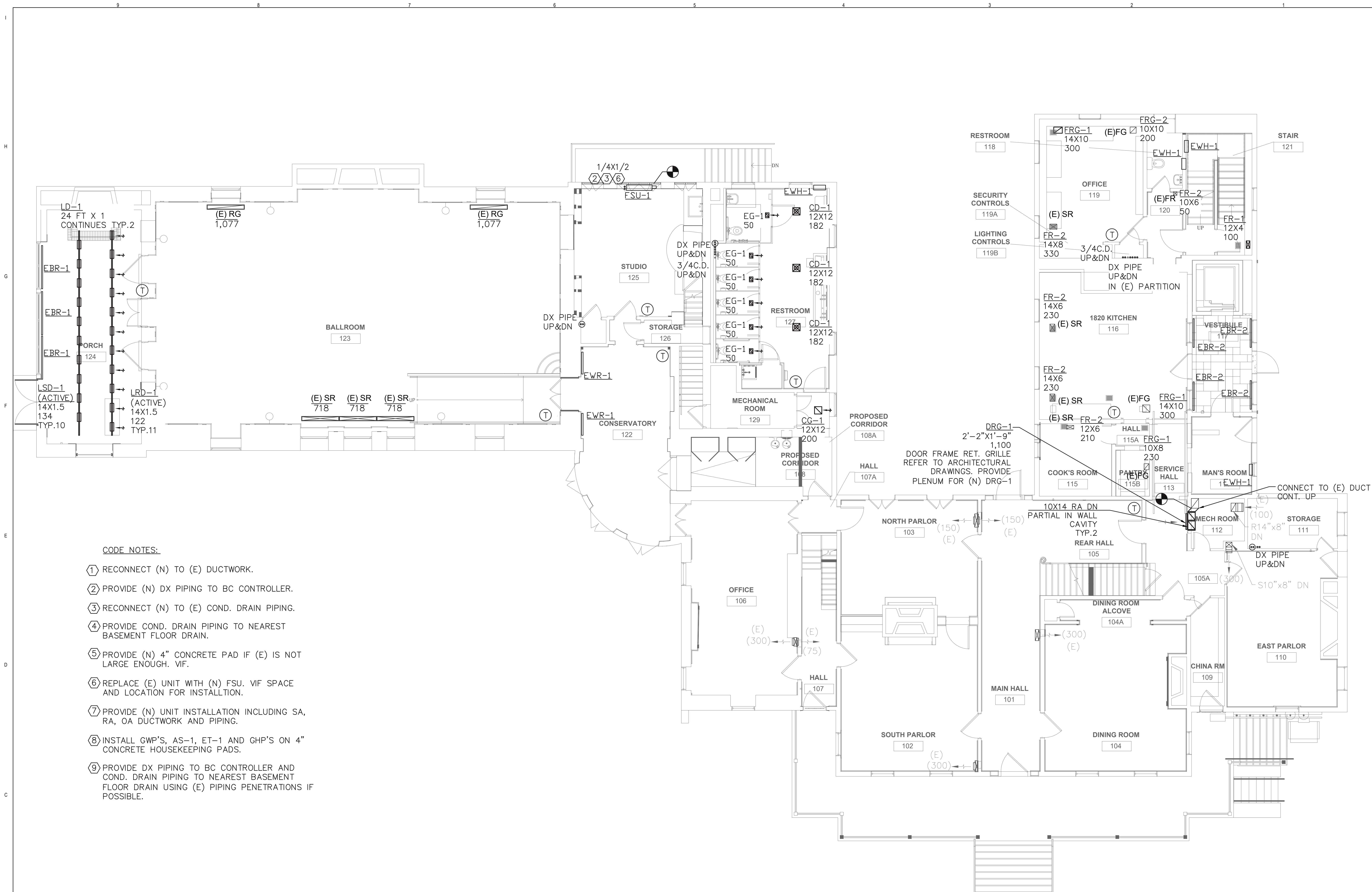
Project Number: TA-JJ-2023-001	Sheet: 246 of 327
-----------------------------------	----------------------



1
M-100

PROPOSE

SCALE: 3/16"=1'-0"



PROPOSED MECHANICAL 1ST FLOOR PLAN

SCALE: 3/16"=1'-0"



**New York State
Parks, Recreation and
Historic Preservation**

Governor Kathy Hochul

Commissioner Pro Tempore Randy Simons

IT IS A VIOLATION OF STATE EDUCATION LAW FOR ANY PERSON, UNLESS UNDER THE DIRECTION OF A LICENSED ARCHITECT/ENGINEER TO ALTER THIS DOCUMENT IN ANYWAY. ALTERATIONS MUST HAVE THE SEAL AFFIXED ALONG WITH A DESCRIPTION OF THE ALTERATIONS, DATE AND ARCHITECT'S/ENGINEER'S

Architectural Consultant
BEYER BLINDER BELLE ARCHITECTS & PLANNERS
120 BROADWAY, 20TH FLOOR, NEW YORK, NY 10271

**BEYER
BLINDER
BELLE**

Structural Consultant
THORNTON TOMASETTI
120 BROADWAY, 15TH FLOOR, NEW YORK, NY 10271

**Thornton
Tomasetti**

MEP / FP / IT Consultant
LANDMARKS FACILITIES GROUP
252 EAST AVENUE, NORWALK, CT 06855

Civil Consultant
CHA CONSULTING, INC.
3 WINNERS CIRCLE, PO BOX 5269, ALBANY, N.Y. 12207-0269



Landscape Consultant
RHODESIDE HARWELL LANDSCAPE ARCHITECTURE
347 WEST 35TH STREET, SUITE 1201, NEW YORK, NY 10018

RHE

Lighting Consultant
HLS LIGHTING
38 EAST 32ND STREET, 11TH FLOOR, NEW YORK, NY 100

HLB

Signage Consultant
LVCK - A BEYER BLINDER BELLE STUDIO
120 BROADWAY, 20TH FLOOR, NEW YORK, NY 10271

LVCK | A Beyer Blinder Belle Studio

NYS OPRHP Taconic Region

9 Old Post Rd, PO Box 308
Staatsburg, NY 12580
(845) 889 - 4100

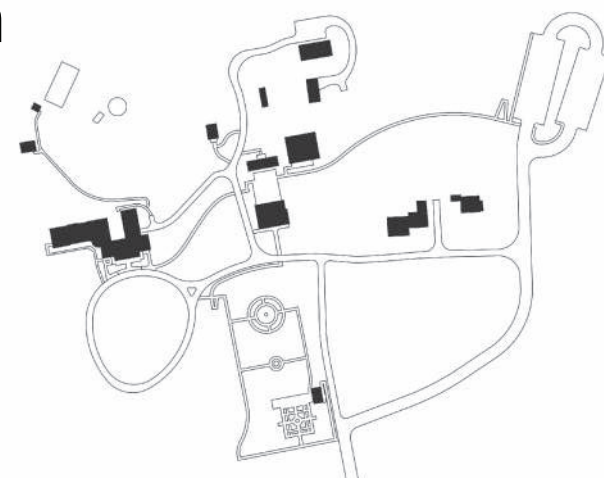
Regional Director: Linda Cooper
Capital District Manager: Garrett Jobson

Project Title:
John Jay Homestead Site And Building
Enhancements

Project Location:

400 Jay Street
Katonah NY 10536

Key Plan



REVISIONS

[illegible]

Drawn By:

LFG

Design By

LFG

Checked By:

LFG

Approved

LFG

DATE _____

07/10/24
Sheet Title

BEDFORD HOUSE
MECHANICAL
1ST FLOOR PLAN

Seal and Signature

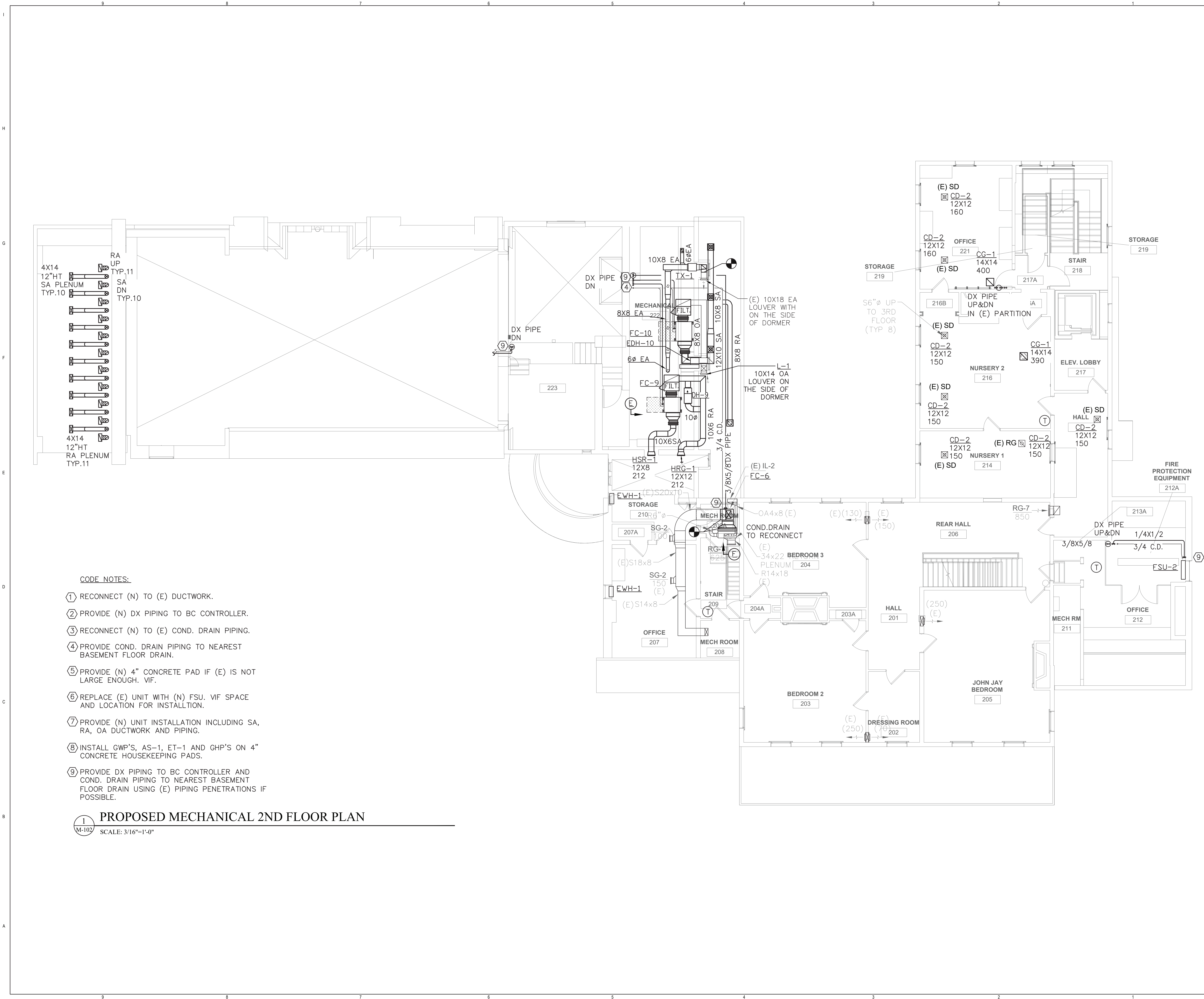



Drawing Number

M-101

Project Number:
TA-JJ-2023-001

Sheet:
248 of 327





New York State
Parks, Recreation and
Historic Preservation

Governor Kathy HochulCommissioner Pro Tempore Randy Simons

IT IS A VIOLATION OF STATE EDUCATION LAW FOR ANY PERSON, UNLESS UNDER THE DIRECTION OF A LICENSED ARCHITECT/ENGINEER TO ALTER THIS DOCUMENT IN ANYWAY. ALTERATIONS MUST HAVE THE SEAL AFFIXED ALONG WITH A DESCRIPTION OF THE ALTERATIONS, DATE AND ARCHITECT/ENGINEER'S SIGNATURE.

Architectural Consultant
BEYER BLINDER BELLE ARCHITECTS & PLANNERS
100 BROADWAY, 20TH FLOOR, NEW YORK, NY 10071

BEYER
BLINDER
BELLE

Structural Consultant
THORNTON TOMASETTI
100 BROADWAY, 15TH FLOOR, NEW YORK, NY 10071

Thornton
Tomasetti

MEP / FP / IT Consultant
LANDMARKS FACILITIES GROUP
202 EAST AVENUE, NORWALK, CT 06855

LFG
LANDMARKS
FACILITIES
GROUP, INC.

Civil Consultant
CMA CONSULTING, INC.
3 WINNERS CIRCLE, PO BOX 808, ALBANY, NY 12205

CMA

Landscape Consultant
RHODESIDE HAWWELL LANDSCAPE ARCHITECTURE
347 WEST 36TH STREET, SUITE 1201, NEW YORK, NY 10018

RHI

Lighting Consultant
HLB LIGHTING
36 EAST 32ND STREET, 11TH FLOOR, NEW YORK, NY 10018

HLB

Signage Consultant
LVCK - A BEYER BLINDER BELLE STUDIO
100 BROADWAY, 20TH FLOOR, NEW YORK, NY 10071

LVCK

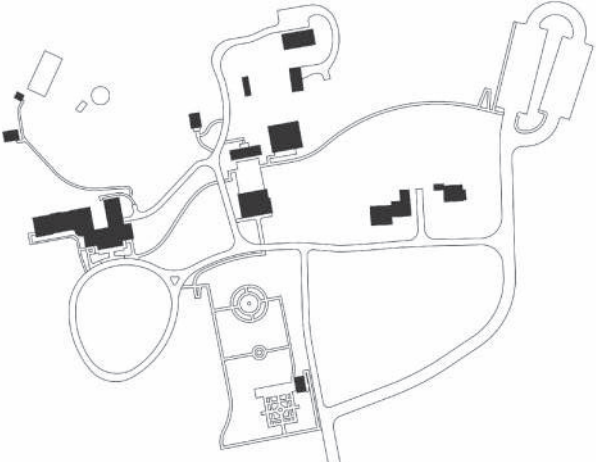
NYS OPRHP Taconic Region
9 Old Post Rd, PO Box 308
Staatsburg, NY 12580
(845) 889 - 4100

Regional Director: Linda Cooper
Capital District Manager: Garrett Jobson

Project Title:
John Jay Homestead Site And Building
Enhancements

Project Location:
400 Jay Street
Katonah NY 10536

Key Plan



REVISIONS		
Rev No	Description	Date

Drawn By:
LFG


Design By:
LFG

Checked By:
LFG

Approved By:
LFG

DATE
07/10/24

Seal and Signature



Sheet Title

BEDFORD HOUSE
MECHANICAL
2ND FLOOR PLAN

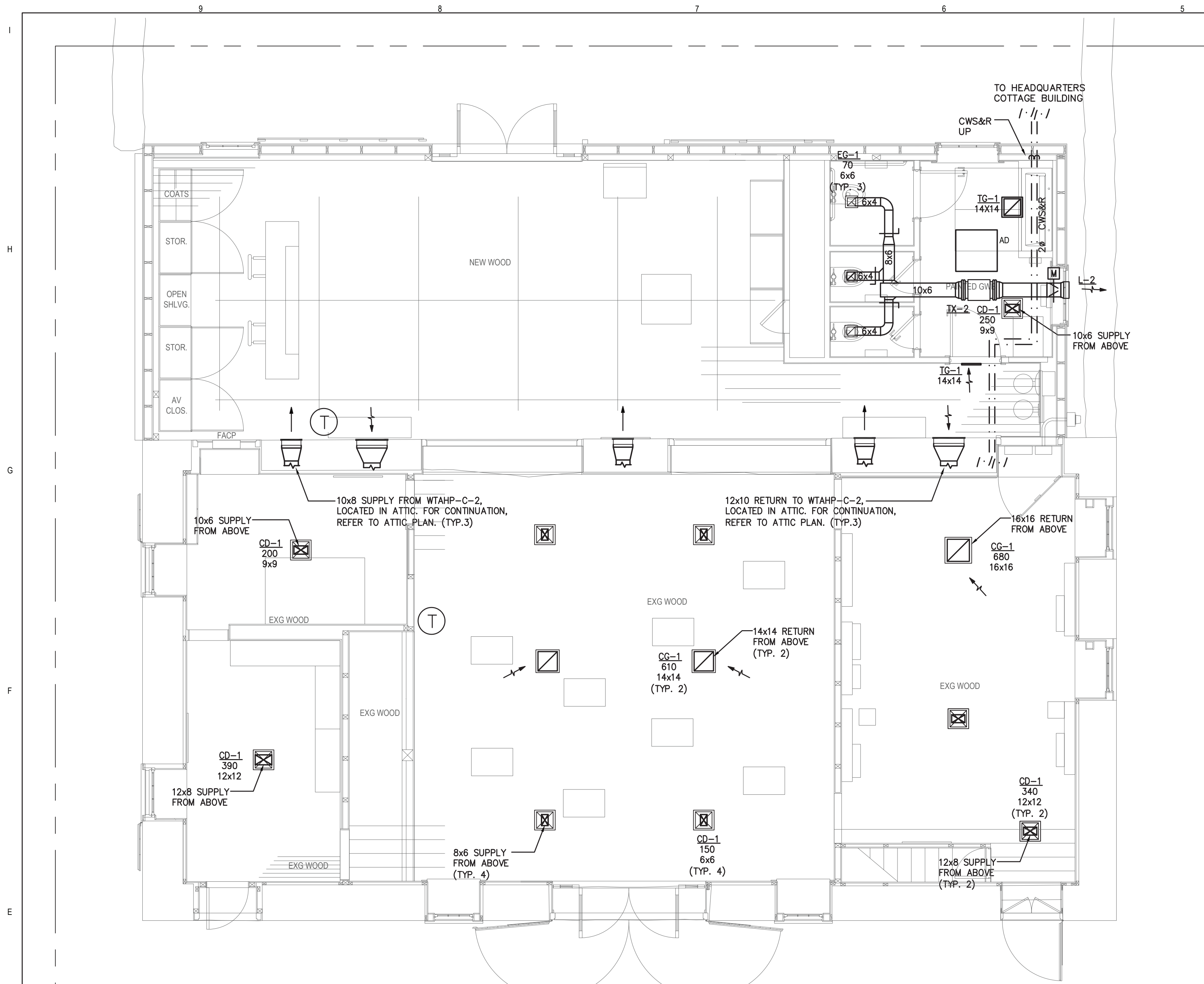
Drawing Number

M-102

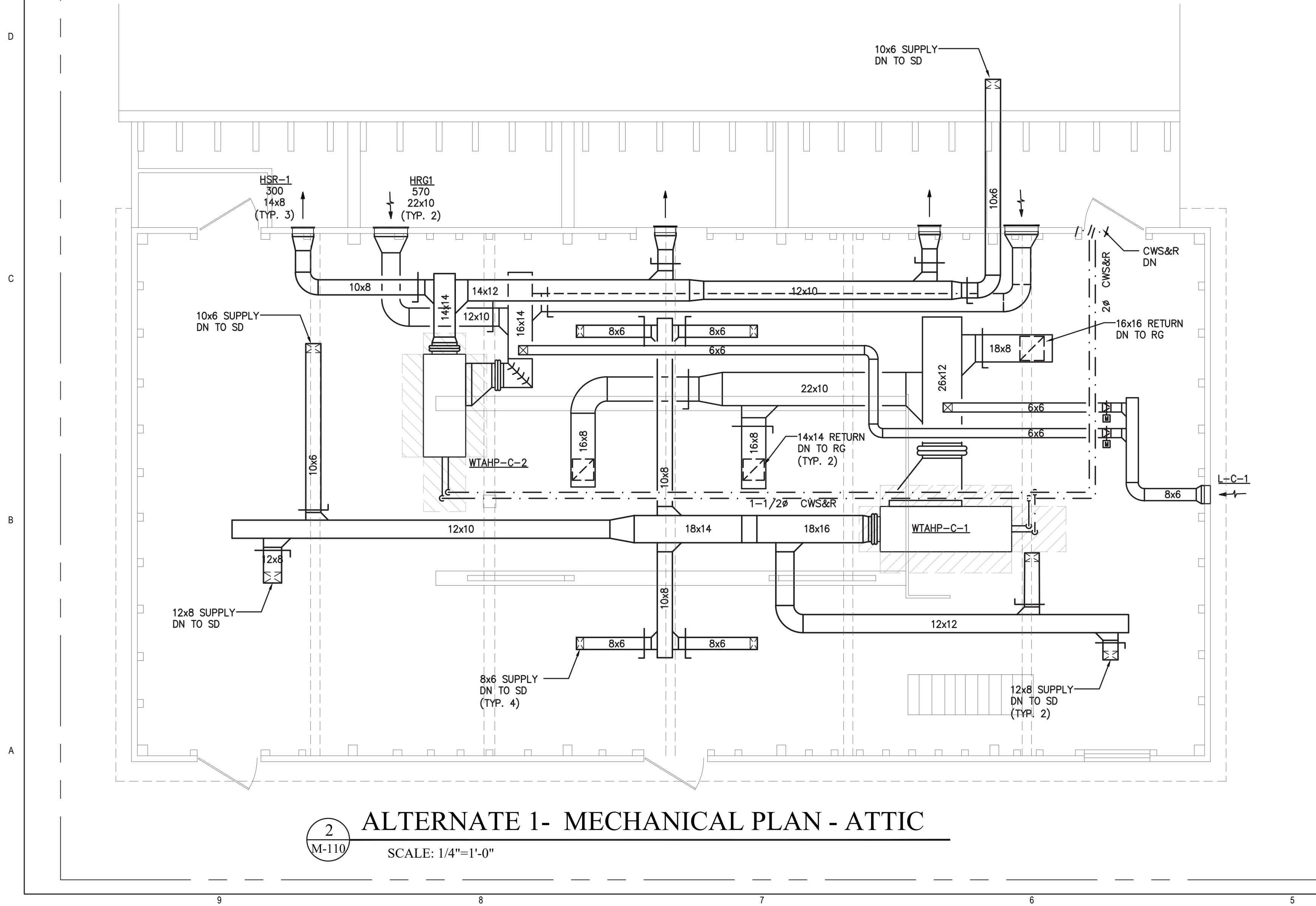
Project Number:
TA-JJ-2023-001

Sheet:
249 of 327

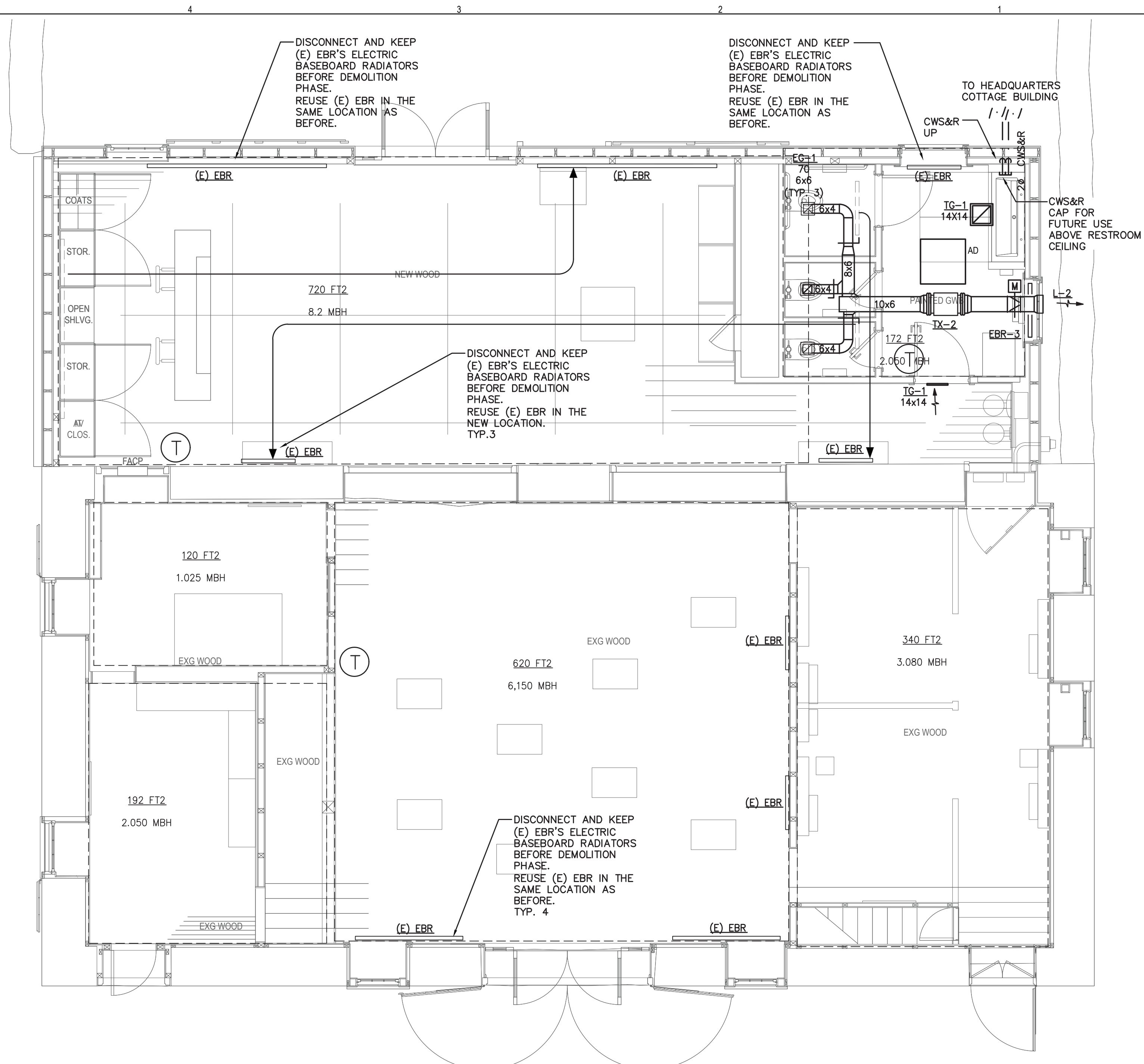
Sheet:
250 of 327



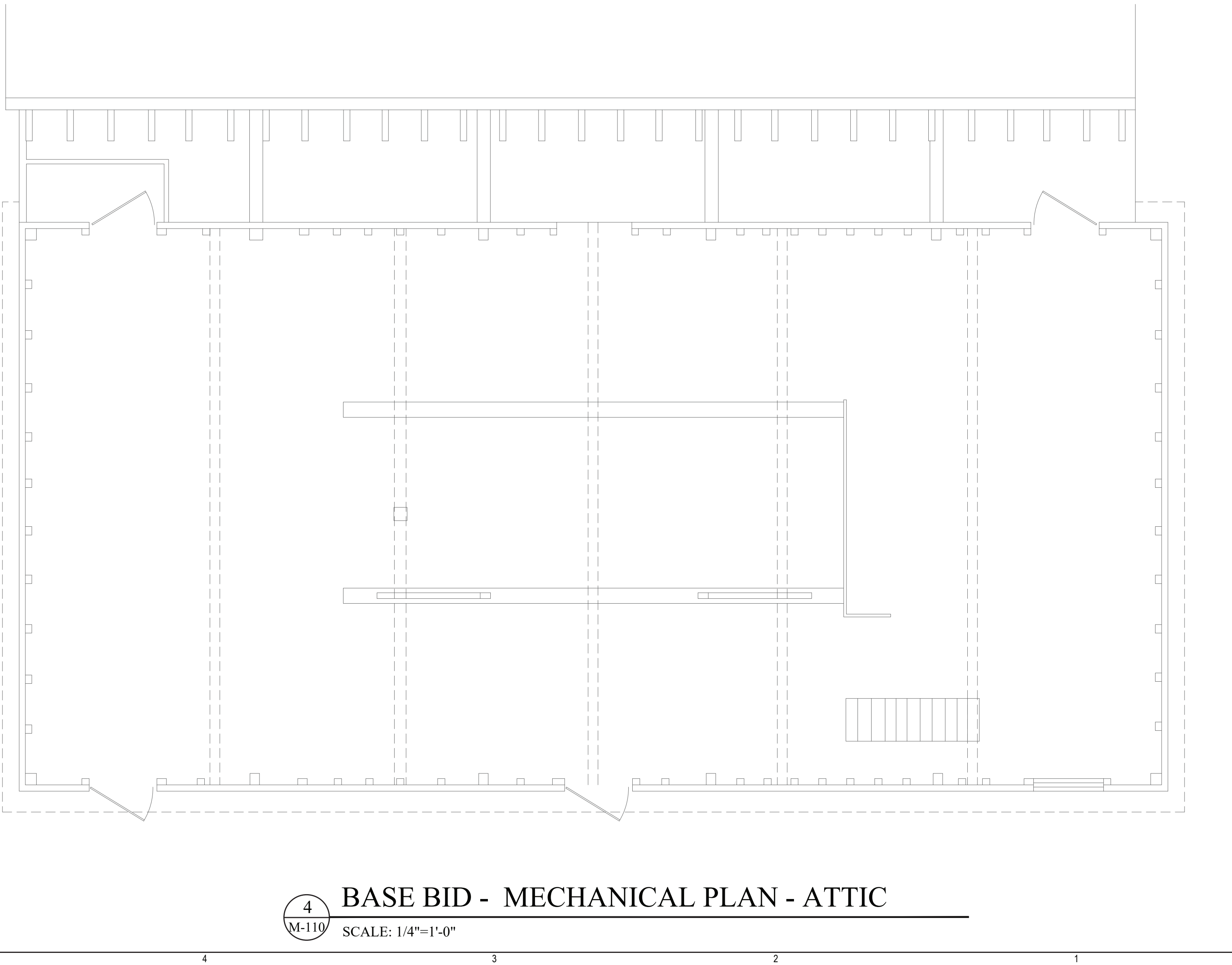
1
M-110
ALTERNATE 1- MECHANICAL PLAN - 1ST FLOOR
SCALE: 1/4"=1'-0"



2
M-110
ALTERNATE 1- MECHANICAL PLAN - ATTIC
SCALE: 1/4"=1'-0"



3
M-110
BASE BID - MECHANICAL PLAN - 1ST FLOOR
SCALE: 1/4"=1'-0"



4
M-110
BASE BID - MECHANICAL PLAN - ATTIC
SCALE: 1/4"=1'-0"

Governor Kathy Hochul
Commissioner Pro Tempore Randy Simons

IT IS A VIOLATION OF STATE EDUCATION LAW FOR ANY PERSON, UNLESS UNDER THE DIRECTION OF A LICENSED ARCHITECT/ENGINEER TO ALTER THIS DOCUMENT IN ANYWAY. ALTERATIONS MUST HAVE THE SEAL AFFIXED ALONG WITH A DESCRIPTION OF THE ALTERATIONS, DATE AND ARCHITECT/ENGINEER'S SIGNATURE.

Architectural Consultant
BEYER BLINDER BELLE ARCHITECTS & PLANNERS
100 BROADWAY, 20TH FLOOR, NEW YORK, NY 10011

Structural Consultant
THORNTON TOMASETTI
100 BROADWAY, 15TH FLOOR, NEW YORK, NY 10011

MEP / FP / IT Consultant
LANDMARKS FACILITIES GROUP
200 EAST AVENUE, HAWAII, HI 96805

Civil Consultant
CMA CONSULTING, INC.
3 WINSTON CIRCLE, PO BOX 808, ALBANY, NY 12205

Landscape Consultant
RHODESBIDE HANWELL LANDSCAPE ARCHITECTURE
341 WEST 36TH STREET, SUITE 1201, NEW YORK, NY 10018

Lighting Consultant
HLB LIGHTING
36 EAST 32ND STREET, 11TH FLOOR, NEW YORK, NY 10016

Signage Consultant
LVCK - A BEYER BLINDER BELLE STUDIO
100 BROADWAY, 20TH FLOOR, NEW YORK, NY 10011

NYS OPRHP Taconic Region
9 Old Post Rd, PO Box 308
Staatsburg, NY 12580
(845) 889 - 4100

Regional Director: Linda Cooper
Capital District Manager: Garrett Jobson

Project Title:
John Jay Homestead Site And Building Enhancements

Project Location:
400 Jay Street
Katonah NY 10536

Key Plan

REVISIONS		
Rev No	Description	Date

Drawn By:
LFG

Design By:
LFG

Checked By:
LFG

Approved By:
LFG

DATE
07/10/24

Sheet Title
* CARRIAGE BARN
MECHANICAL PLANS

Seal and Signature

Drawing Number
M-110

Project Number:
TA-JJ-2023-001

Sheet:
251 of 327

Architectural Consultant
BEYER BLINDER BELLE ARCHITECTS & PLANNERS
100 BROADWAY, 20TH FLOOR, NEW YORK, NY 10071

**BEYER
BLINDER
BELLE**

Structural Consultant
THORNTON TOMASETTI
100 BROADWAY, 15TH FLOOR, NEW YORK, NY 10071

**Thornton
Tomasetti**

MEP / FP / IT Consultant
LANDMARKS FACILITIES GROUP
202 EAST AVENUE, NORWALK, CT 06855

LFG
LANDMARKS
FACILITIES
GROUP, INC.

Civil Consultant
CMA CONSULTING, INC.
3 WINNING CIRCLE, PO BOX 8088, ALBANY, NY 12205

CMA

Landscape Consultant
RHODESIDE HAWWELL LANDSCAPE ARCHITECTURE
347 WEST 36TH STREET, SUITE 1201, NEW YORK, NY 10018

RHI

Lighting Consultant
HLB LIGHTING
38 EAST 32ND STREET, 11TH FLOOR, NEW YORK, NY 10016

HLB

Signage Consultant
LVCK - A BEYER BLINDER BELLE STUDIO
100 BROADWAY, 20TH FLOOR, NEW YORK, NY 10071

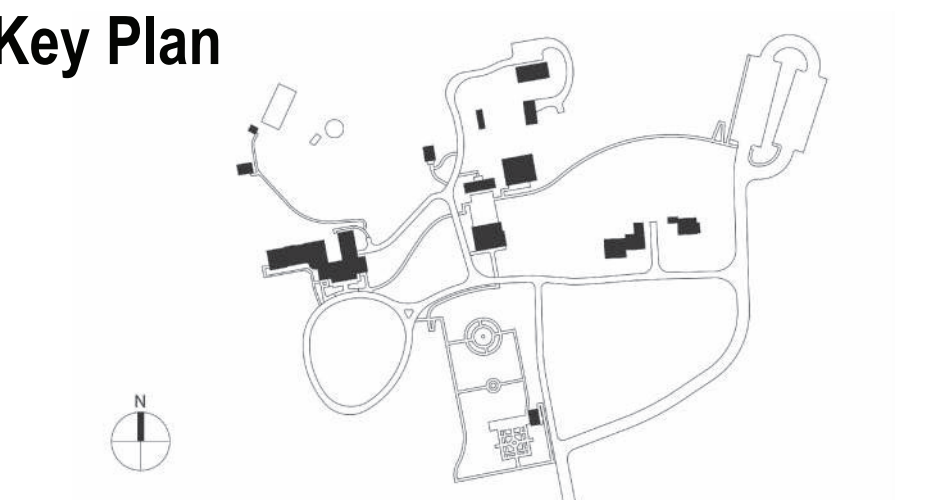
LVCK | A Beyer Blinder Belle
Studio

NYS OPRHP Taconic Region
9 Old Post Rd, PO Box 308
Staatsburg, NY 12580
(845) 889 - 4100

Regional Director: Linda Cooper
Capital District Manager: Garrett Jobson

Project Title:
John Jay Homestead Site And Building
Enhancements

Project Location:
400 Jay Street
Katonah NY 10536



REVISIONS		
Rev No	Description	Date

Drawn By:
LFG

Design By:
LFG

Checked By:
LFG


Approved By:
LFG

DATE
07/10/24

Sheet Title

*CARRIAGE BARN
CONTROL SYSTEM
SCHEMATIC DIAGRAM-
ALTERNATE #1

Seal and Signature

















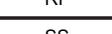



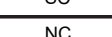


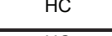
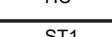



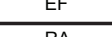













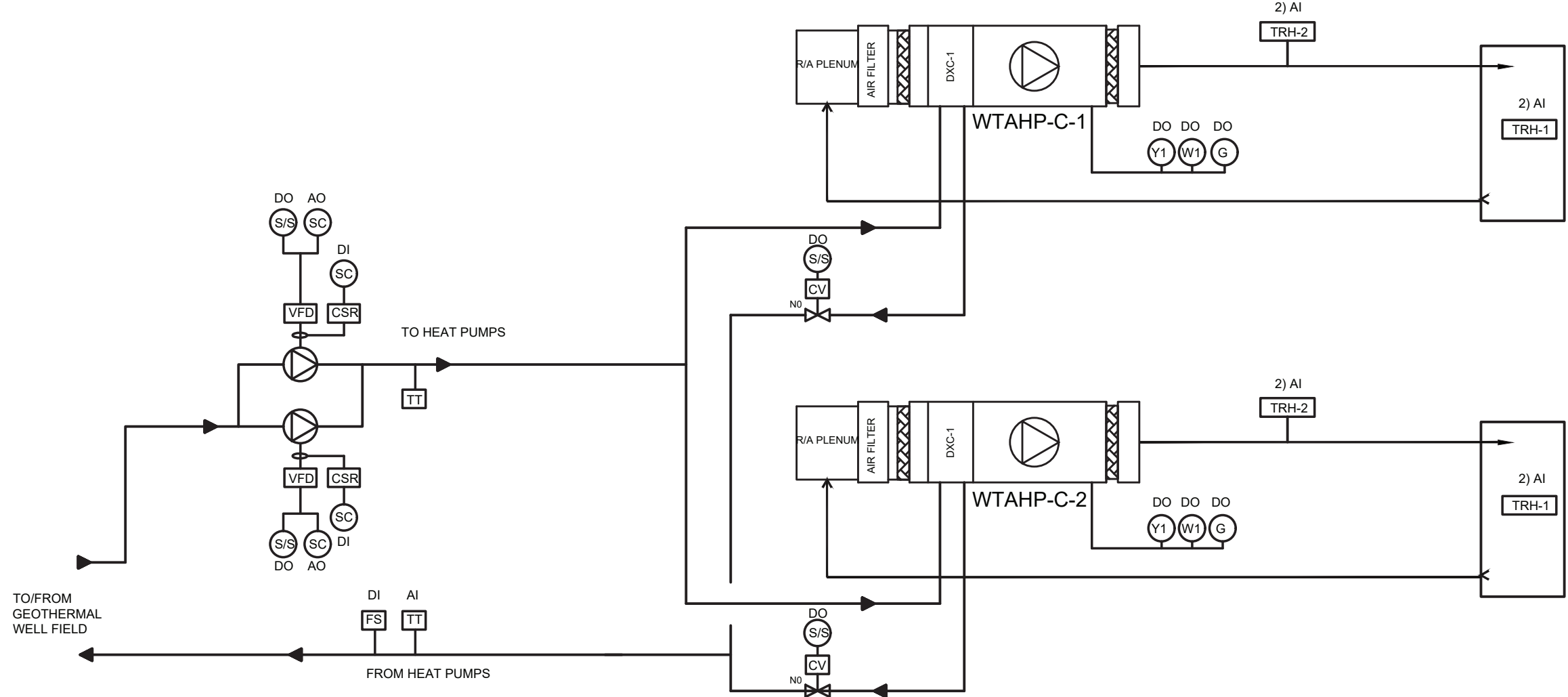
Drawing Number

M-115

Project Number:
TA-JJ-2023-001

Sheet:
252 of 327

CONTROLS LEGEND	
	FAN OR PUMP
WIRING/CABLES PROVIDED BY CONTROLS CONTRACTOR	
FIELD WIRING BY MECHANICAL CONTRACTOR	
	FLOW DIRECTION
	THERMOSTAT
	TEMPERATURE SENSOR
	TEMPERATURE AND RH SENSOR
	FLOW SENSOR
	THERMOSTAT INTERFACE
	TEMPERATURE SENSOR
	HAND OFF AUTO
	SMOKE DETECTOR
	VARIABLE FREQUENCY DRIVE
	VARIABLE SPEED DRIVE
	ELECTRIC DUCT HEATER
	DIFFERENTIAL PRESSURE SWITCH
	SOLENOID VALVE OPERATOR
	MOTORIZED DAMPER
	SUPPLY AIR TEMPERATURE
	FLOW METER
	CONTROL VALVE MODULATING
	RUN INDICATOR
	START/STOP
	OXYGEN SENSOR
	PAN ALARM
	MOTORIZED DAMPER
	SPEED CONTROL
	NORMALLY CLOSED
	NORMALLY OPEN
	LOAD WATER
	HEAT/COOL
	HEAT/COOL
	STAGE 1
	STAGE 2
	OUTSIDE AIR INTAKE
	EXHAUST AIR
	EXHAUST FAN
	RETURN AIR
	SUPPLY AIR
	HEAT/COOL COIL
	ZONE DAMPER-ZONE 1
	REFRIGERANT PIPING BY MECHANICAL CONTRACTOR



CONTROLS DEVICES				
DESIGNATION	MANUFACTURER	MODEL	DESCRIPTION	POWER
TRH-1	VANALIA	HM9200	T & RH TRANSMITTER WITH DISPLAY (4-20MA)	
TRH-2	VANALIA	HM92	DUCT MOUNTED T & RH TRANSMITTER (4-20MA)	
GENERAL REMARKS: 1. NO SUBSTITUTIONS SHALL BE PERMITTED FOR TRH-1 OR TRH-2. 2. PROVIDE DISPLAY ON TRH-1 WITH SLIDE COVER				

I

M-115

CARRIAGE HOUSE CONTROL SYSTEM SCHEMATIC DIAGRAM

NTS

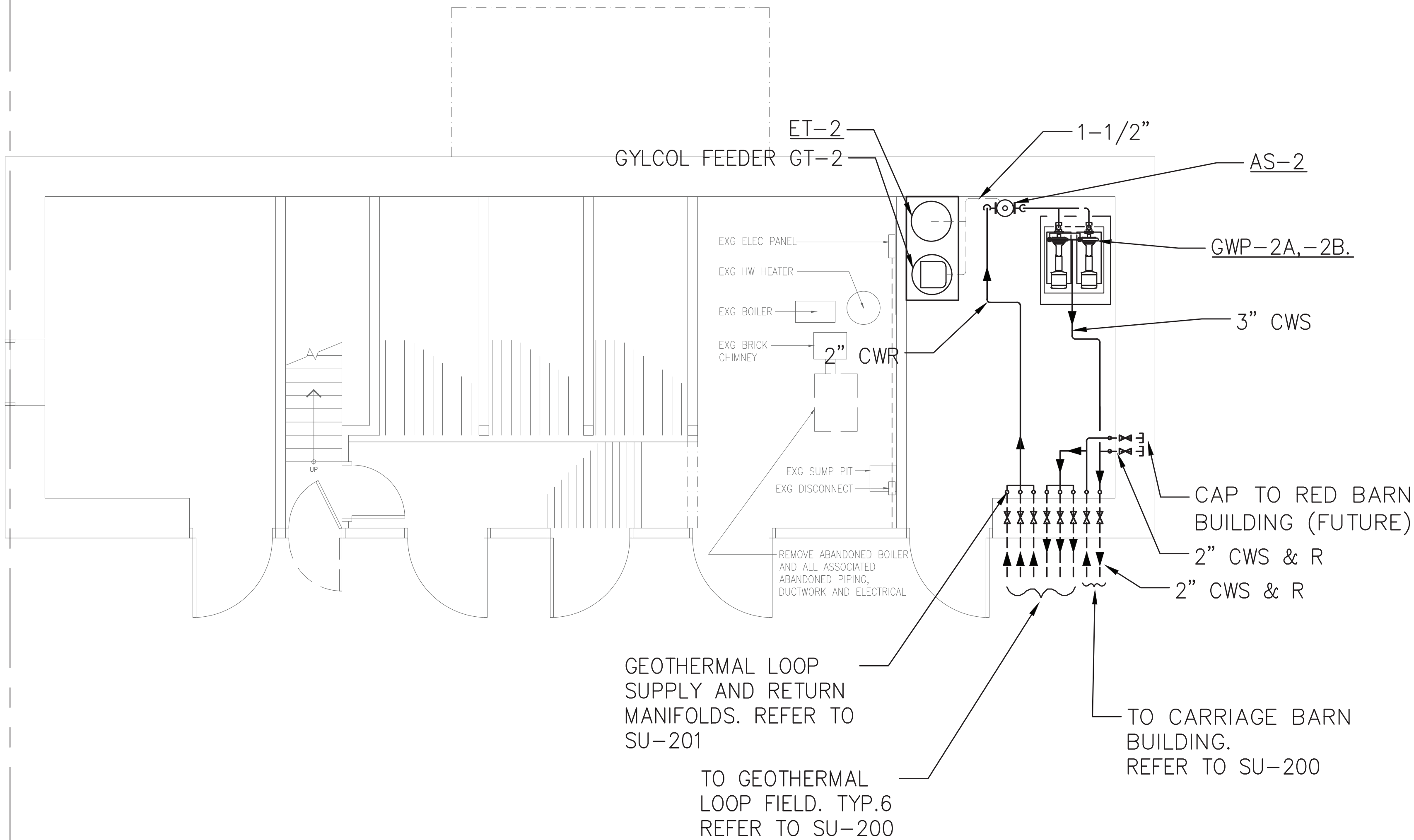
GROUND WATER PUMP SCHEDULE														
MARK	TYPE	DESIGNATION	MFR	MODEL	PUMP				MOTOR HP	EFF %	VOLT/PH/Hz	WATER		REMARKS
					RPM	MATERIAL	IMPELLER DIA	WEIGHT LBS				GPM	HEAD (FT.H2O)	
GWP-2A, -2B	SelfSensing End Suction Pump	WTAHP-C-1, -C-2	TACO	SF11509D-A-4P-PD	1760	Iron	7.5	365	3.0	48.0	208/3/60	40	58	1, 2
REMARKS: 1) Provide Franklin model BAS Variable Frequency Drive. Refer to pump detail for additional information. 2) Provide Taco Suction Diffuser with Strainer. 3) PUMPS TO OPERATE LEAD/LAG 4) 30% Glycol														

EXPANSION TANK SCHEDULE										
MARK	TYPE	DESIGNATION	MFR	MODEL	TANK					REMARKS
					VOLUME GAL.	MAX. ACCEPT. VAL. GAL.	DIA INCH	HEIGHT INCH	CONN. SIZE INCH	WEIGHT LBS
ET-2	DIAPHRAGM	GW SYSTEM	AMTROL	CA450-125	119.0	-	24.0	77.3	1-1/2	400
REMARKS:										

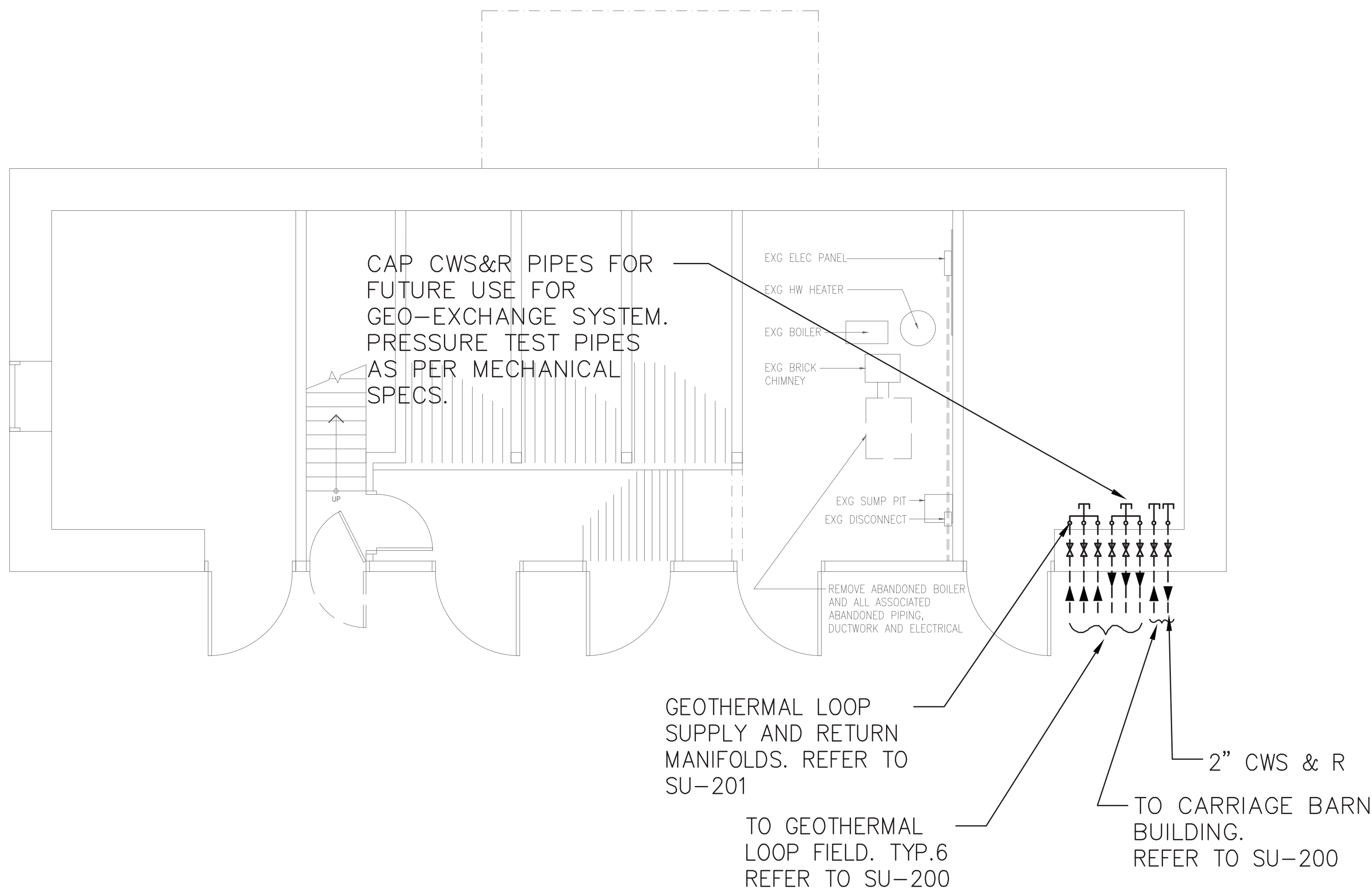
AIR SEPARATOR SCHEDULE											
MARK	TYPE	DESIGNATION	MFR	MODEL	UNIT					REMARKS	
					SURF. AREA SQ.FT.	FLOW GPM	DIA INCH	HEIGHT INCH	PIPE SIZE INCH		WEIGHT LBS
AS-2	Air / Dirt Separator	GW Loop	TACO	4902ADH-125	129.5	40.0	12.0	32.0	2	100	1
REMARKS: 1) PROVIDE UNIT WITH 304 S.S. COALESCENCE PALL RINGS AND CL300 FLANGE CONNECTION AND SUPPORT.											

GLYCOL FEEDER SCHEDULE													
MARK	TYPE	DESIGNATION	MFR	MODEL	PUMP				ELECTRICAL		WATER		REMARKS
					RPM	MATERIAL	Tank GAL	WEIGHT LBS	Amps	VOLT/PH/HZ	GPM	@ PSIG	
GT-2	Glycol Feed Tank Unit	GEOEXCH System	AXIOM	SF100	3500	Iron	55	35	0.7	115/60/1	1	@ 50	1, 2
REMARKS: 1) Provide RIA10-1-SAA Low Level Alarm 2) Provide 2 PRV - 2nd Pressure Reducing Valve, Pressure Gauge Kit													

1
M-170
ALTERNATE 1 - MECHANICAL SCHEDULES - COACHMAN HOUSE
SCALE: N.T.S.



2
M-170
ALTERNATE 1 - PROPOSED MECHANICAL PLAN - LOWER LEVEL
SCALE: 1/4"=1'-0"



3
M-170
BASE BID - PROPOSED MECHANICAL PLAN - LOWER LEVEL
SCALE: 1/4"=1'-0"

Governor Kathy Hochul
Commissioner Pro Tempore Randy Simons

IT IS A VIOLATION OF STATE EDUCATION LAW FOR ANY PERSON, UNLESS UNDER THE DIRECTION OF A LICENSED ARCHITECT/ENGINEER TO ALTER THIS DOCUMENT IN ANYWAY. ALTERATIONS MUST HAVE THE SEAL AFFIXED ALONG WITH A DESCRIPTION OF THE ALTERATIONS, DATE AND ARCHITECT/ENGINEER'S SIGNATURE.

Architectural Consultant
BEYER BLINDER BELLE ARCHITECTS & PLANNERS
100 BROADWAY, 20TH FLOOR, NEW YORK, NY 10071

Structural Consultant
THORNTON TOMASETTI
100 BROADWAY, 15TH FLOOR, NEW YORK, NY 10071

MEP / FP / IT Consultant
LANDMARKS FACILITIES GROUP
202 EAST AVENUE, NORWALK, CT 06855

Civil Consultant
CMA CONSULTING, INC.
3 WINNERS CIRCLE, PO BOX 808, ALBANY, NY 12205

Landscape Consultant
RHODESIDE HAWELL LANDSCAPE ARCHITECTURE
341 WEST 36TH STREET, SUITE 1201, NEW YORK, NY 10018

Lighting Consultant
HLB LIGHTING
38 EAST 32ND STREET, 11TH FLOOR, NEW YORK, NY 10018

Signage Consultant
LVCK - A BEYER BLINDER BELLE STUDIO
100 BROADWAY, 20TH FLOOR, NEW YORK, NY 10071

NYS OPRHP Taconic Region
9 Old Post Rd, PO Box 308
Staatsburg, NY 12580
(845) 889 - 4100

Regional Director: Linda Cooper
Capital District Manager: Garrett Jobson

Project Title:
John Jay Homestead Site And Building Enhancements

Project Location:
400 Jay Street
Katonah NY 10536

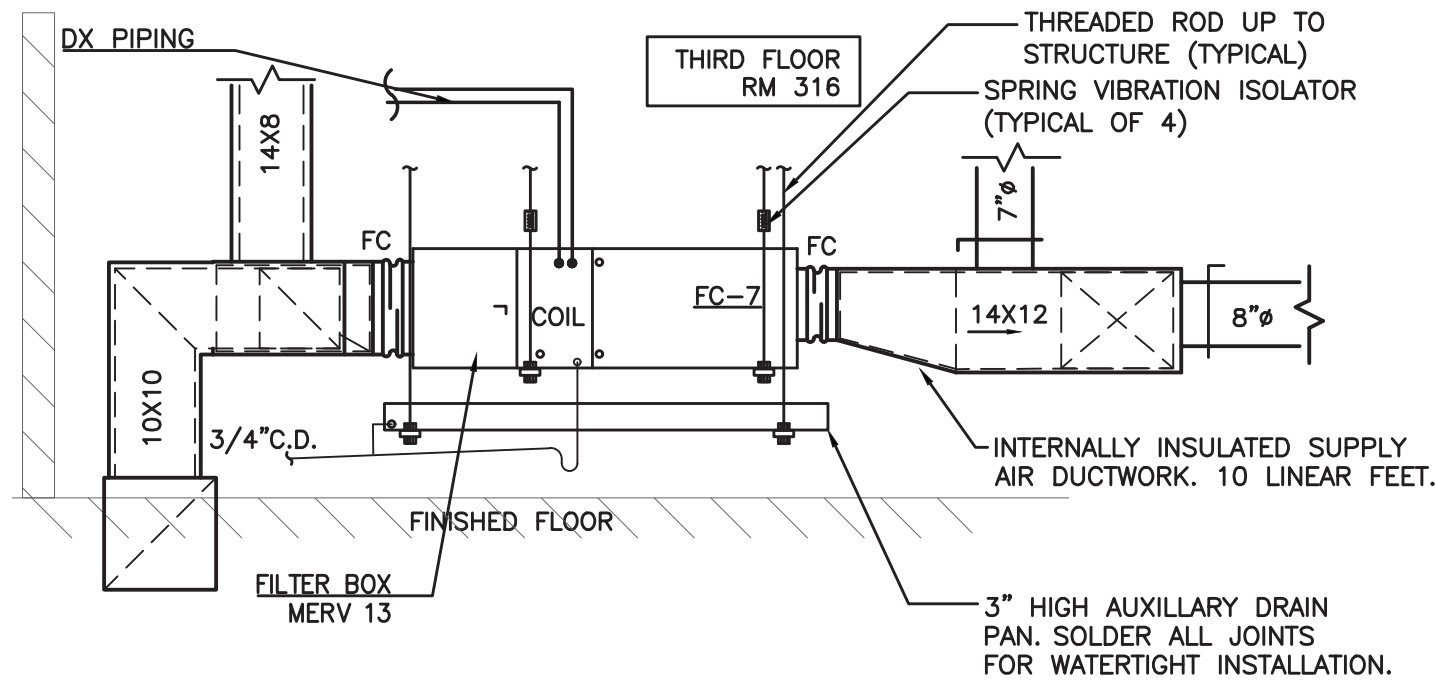
Key Plan

REVISIONS		
Rev No	Description	Date

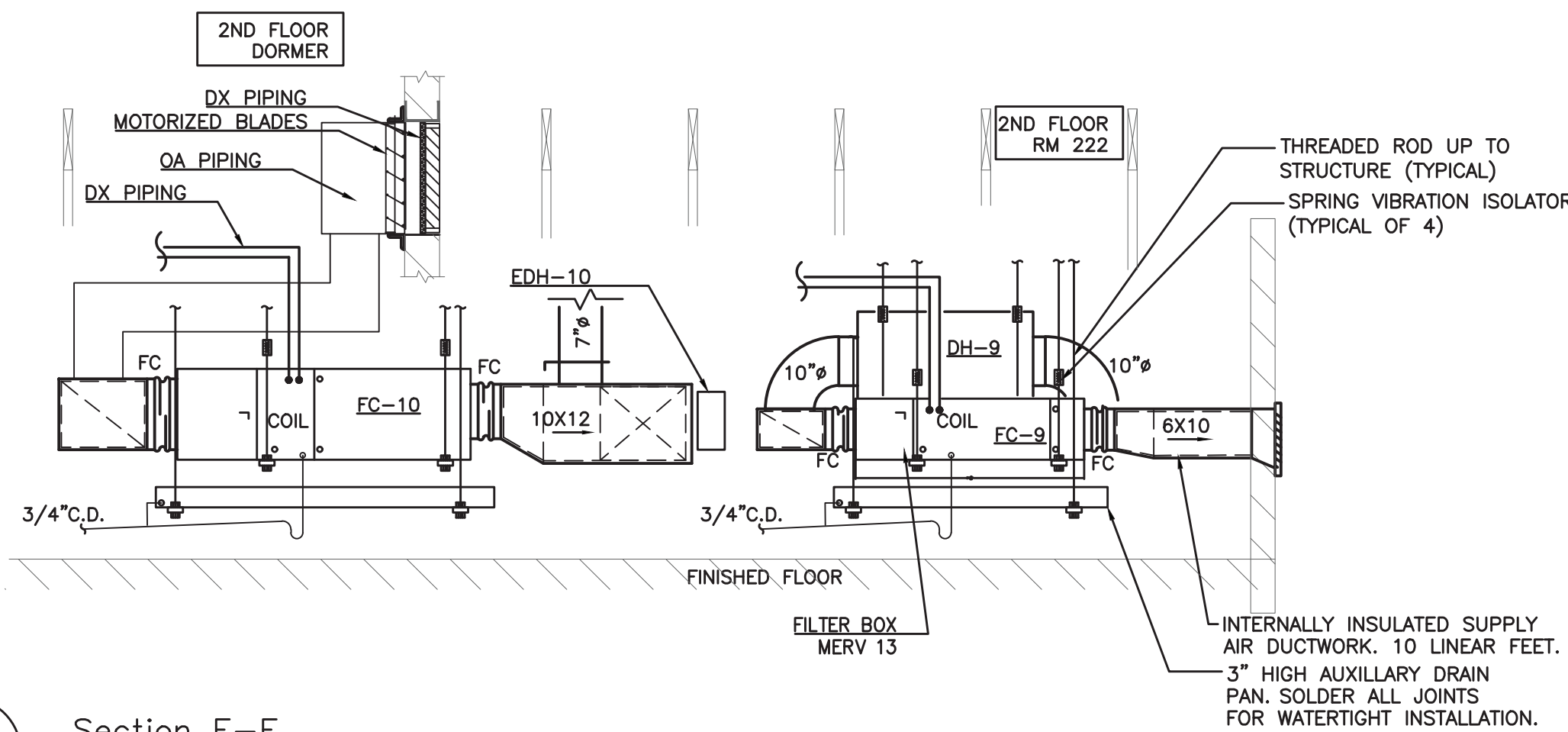
Drawn By: LFG	Seal and Signature
Design By LFG	
Checked By: LFG	
Approved By: LFG	
DATE 07/10/24	Drawing Number
Sheet Title	

* COACHMAN'S HOUSE MECHANICAL PLANS AND SCHEDULES	M-170
Project Number: TA-JJ-2023-001	

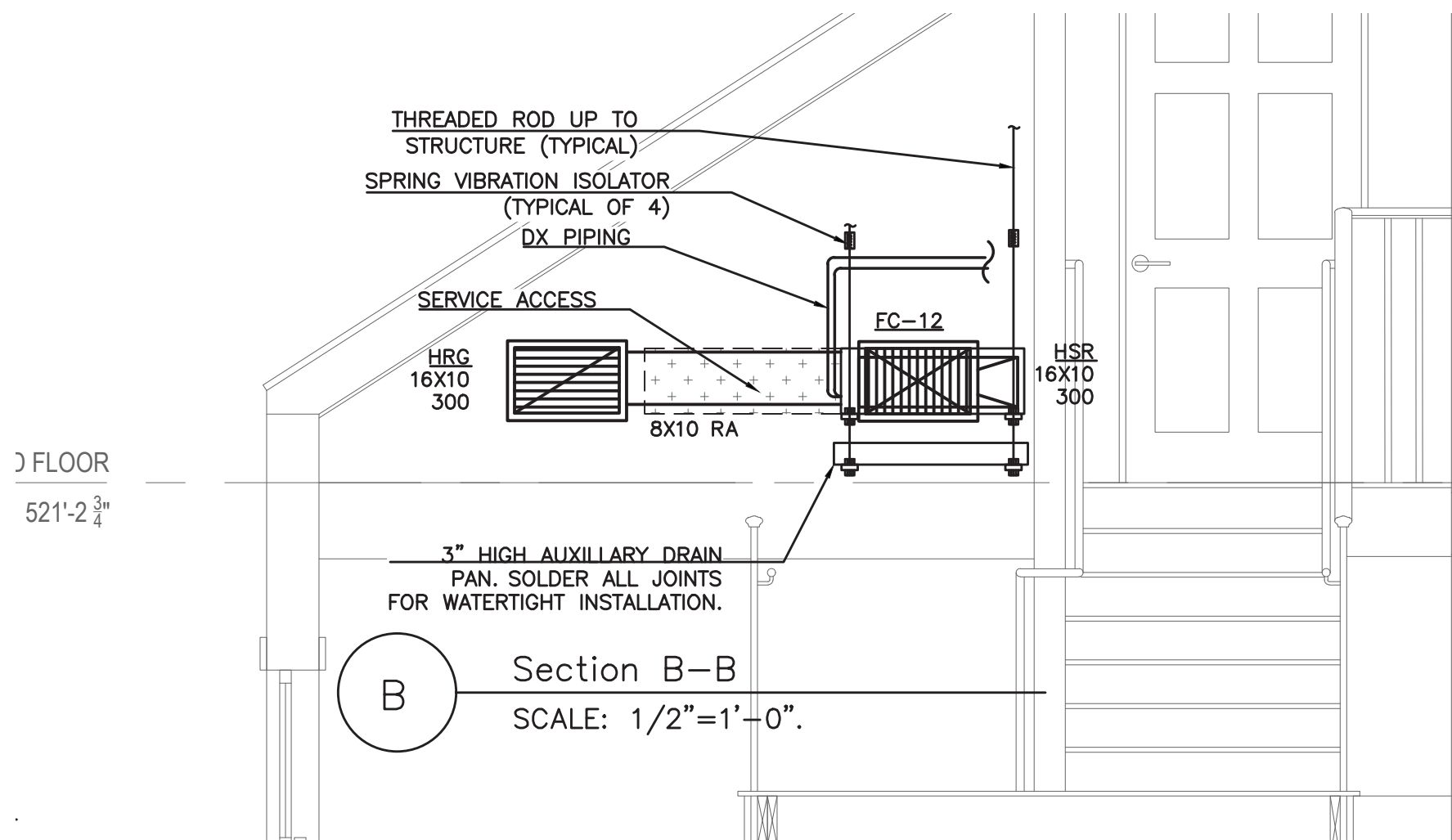
Sheet: 253 of 327



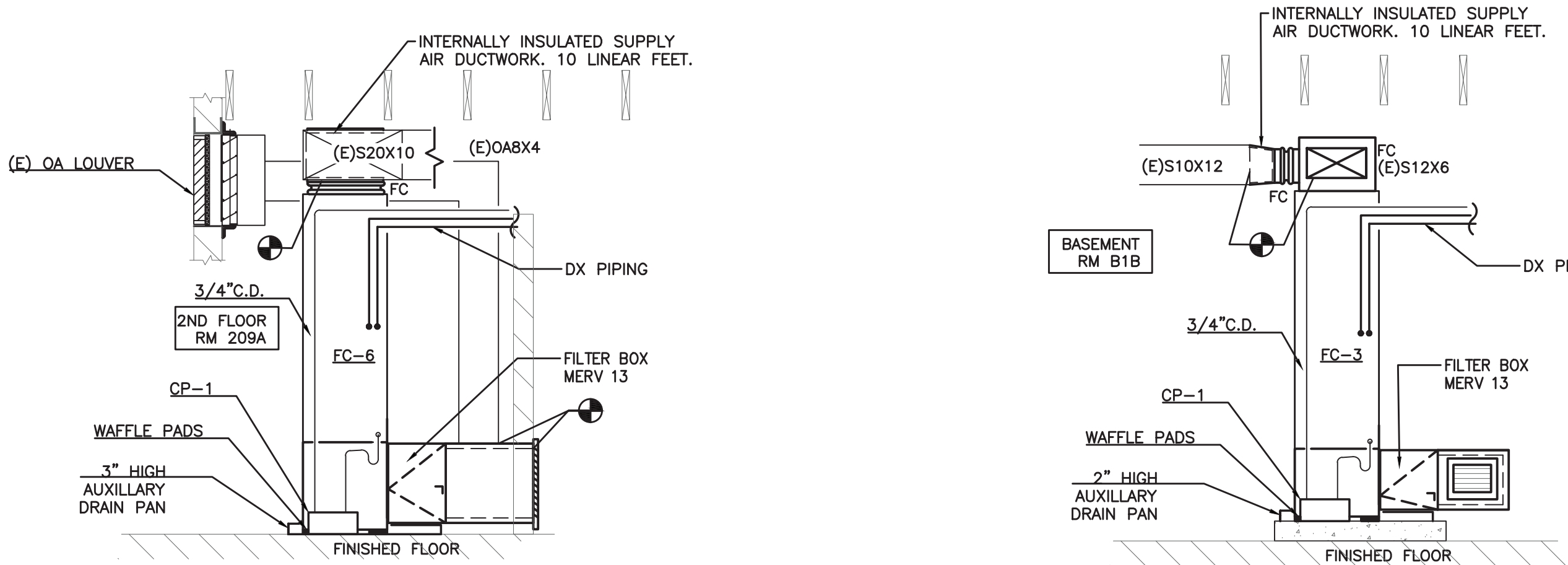
A Section A-A
SCALE: 1/2"=1'-0".



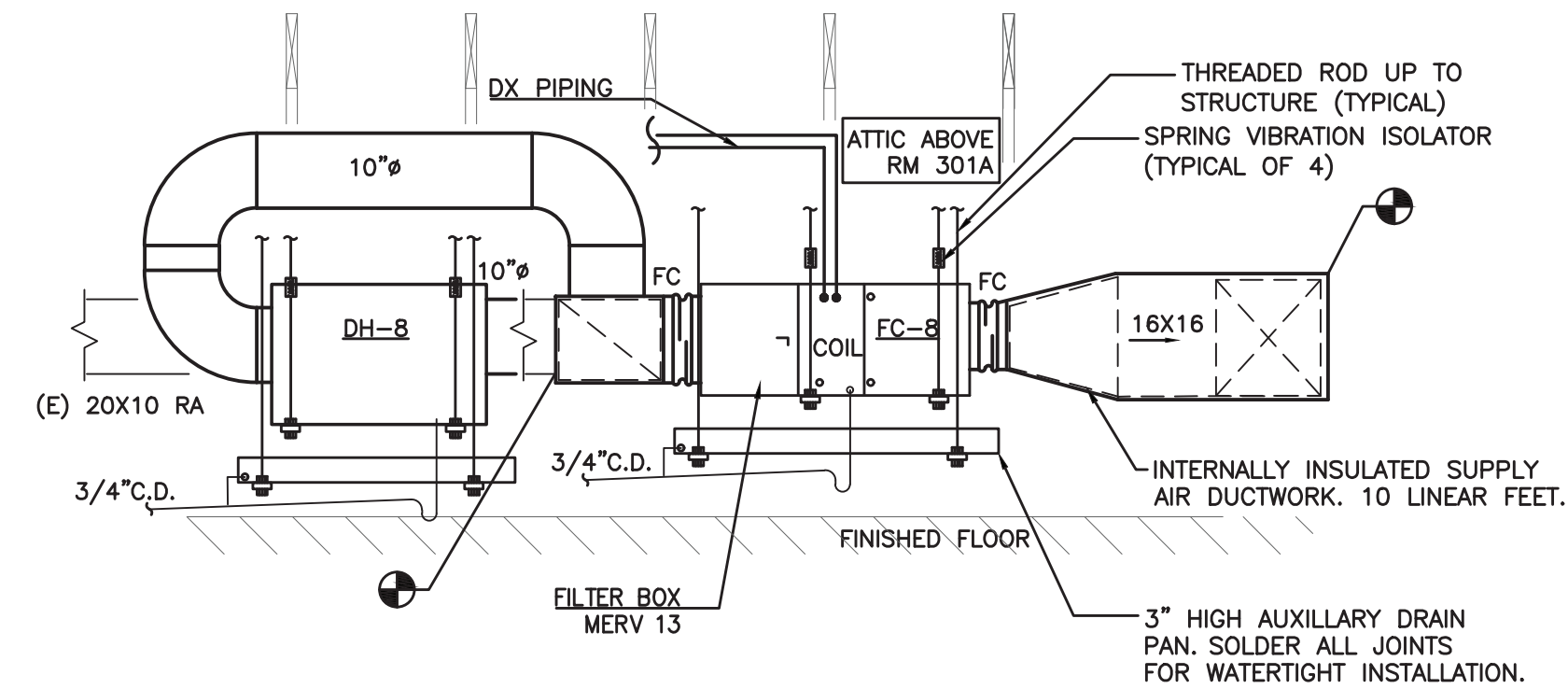
E Section E-E
SCALE: 1/2"=1'-0".



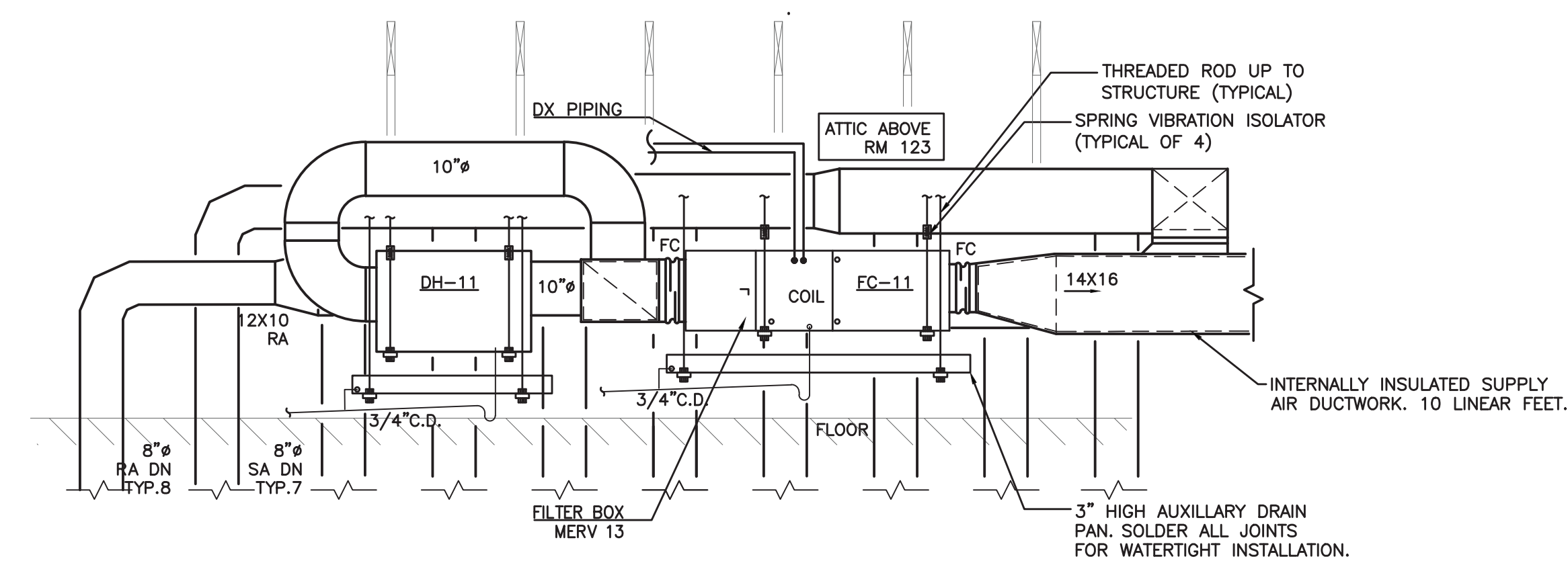
B Section B-B
SCALE: 1/2"=1'-0".



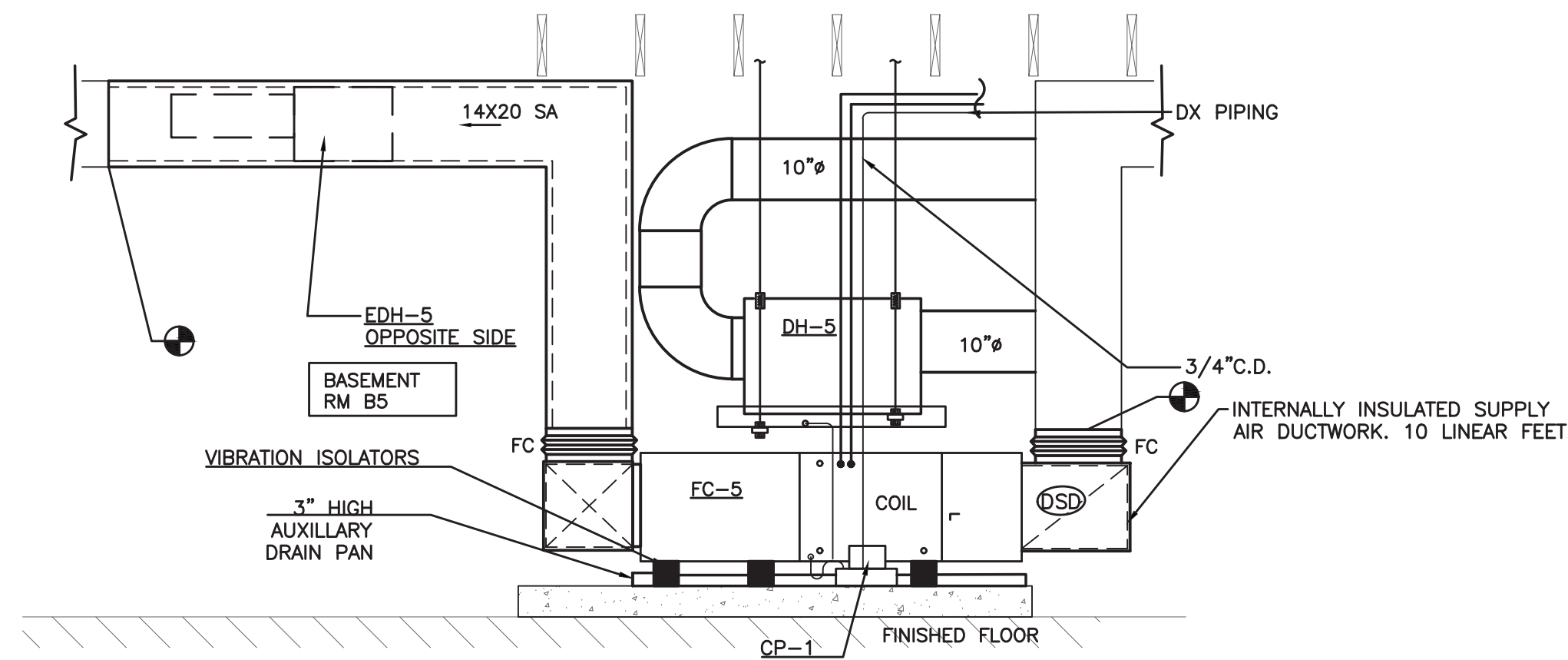
F Section F-F
SCALE: 1/2"=1'-0".



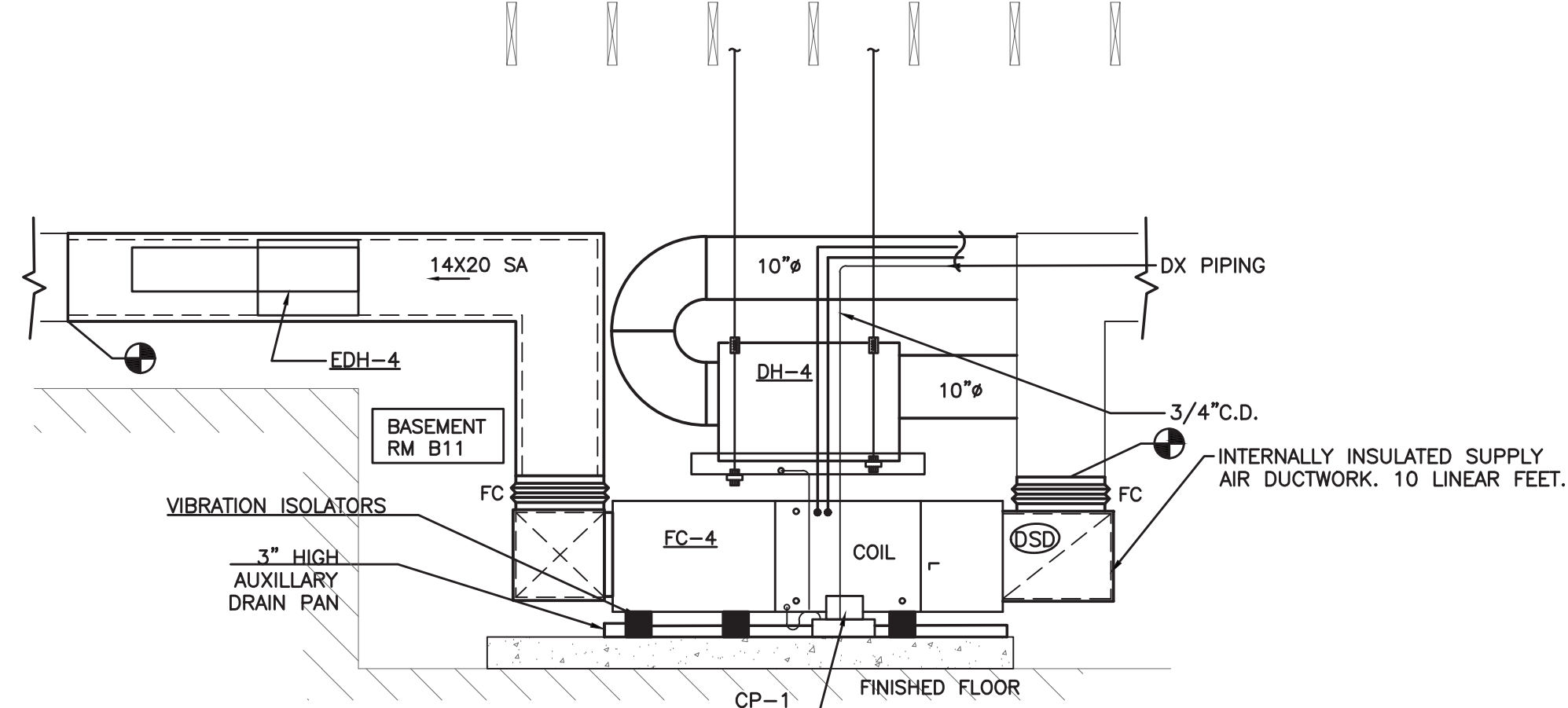
C Section C-C
SCALE: 1/2"=1'-0".



D Section D-D
SCALE: 1/2"=1'-0".



G Section G-G
SCALE: 1/2"=1'-0".



I Section I-I
SCALE: 1/2"=1'-0".

**New York State
Parks, Recreation and
Historic Preservation**

Governor Kathy Hochul Commissioner Pro Tempore Randy Simons

IT IS A VIOLATION OF STATE EDUCATION LAW FOR ANY PERSON, UNLESS UNDER THE DIRECTION OF A LICENSED ARCHITECT/ENGINEER TO ALTER THIS DOCUMENT IN ANYWAY. ALTERATIONS MUST HAVE THE SEAL AFFIXED ALONG WITH A DESCRIPTION OF THE ALTERATIONS, DATE AND ARCHITECT/ENGINEER'S SIGNATURE.

Architectural Consultant
BEYER BLINDER BELLE ARCHITECTS & PLANNERS
100 BROADWAY, 20TH FLOOR, NEW YORK, NY 10071

Structural Consultant
THORNTON TOMASETTI
100 BROADWAY, 15TH FLOOR, NEW YORK, NY 10071

MEP / FP / IT Consultant
LANDMARKS FACILITIES GROUP
202 EAST AVENUE, NORWALK, CT 06855

Civil Consultant
CHA CONSULTING, INC.
3 WINNERS CIRCLE, PO BOX 8088, ALBANY, NY 12205

Landscape Consultant
RHODESIDE HAWELL LANDSCAPE ARCHITECTURE
341 WEST 36TH STREET, SUITE 1201, NEW YORK, NY 10018

Lighting Consultant
HLB LIGHTING
38 EAST 32ND STREET, 11TH FLOOR, NEW YORK, NY 10018

Signage Consultant
LVCK - A BEYER BLINDER BELLE STUDIO
100 BROADWAY, 20TH FLOOR, NEW YORK, NY 10071

NYS OPRHP Taconic Region
9 Old Post Rd, PO Box 308
Staatsburg, NY 12580
(845) 889 - 4100

Regional Director: Linda Cooper
Capital District Manager: Garrett Jobson

Project Title:
John Jay Homestead Site And Building Enhancements

Project Location:
400 Jay Street
Katonah NY 10536

Key Plan

REVISIONS		
Rev No	Description	Date

Drawn By:
LFG

Design By:
LFG

Checked By:
LFG

Approved By:
LFG

DATE
07/10/24

Sheet Title
BEDFORD HOUSE
MECHANICAL SECTIONS

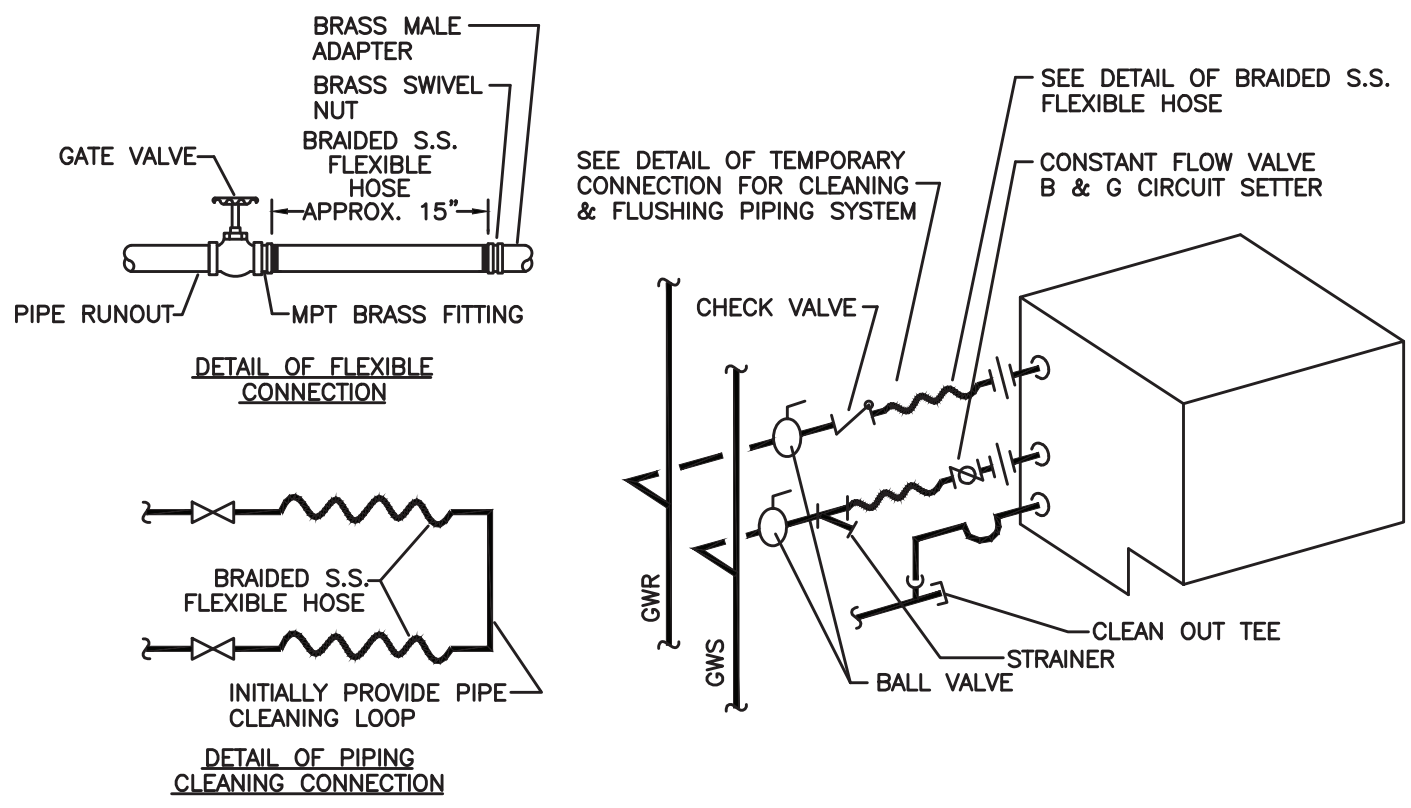
Project Number:
TA-JJ-2023-001

Seal and Signature

Drawing Number
M-200

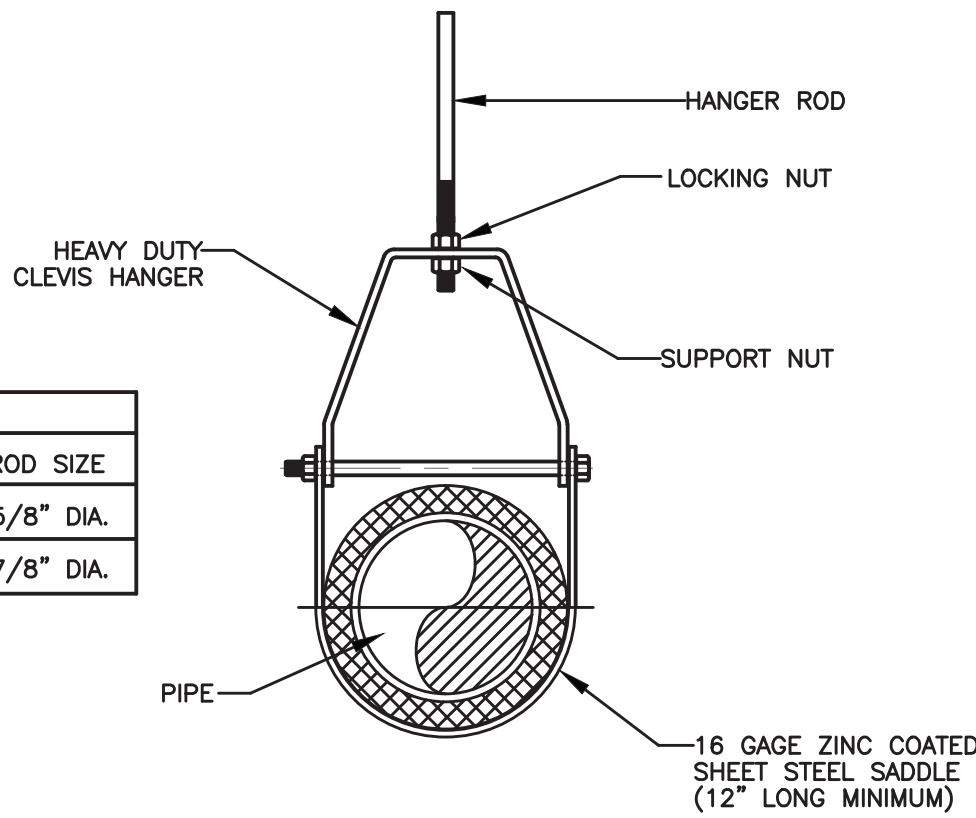
Sheet:
254 of 327

I
H
G
F
E
D
C
B
A

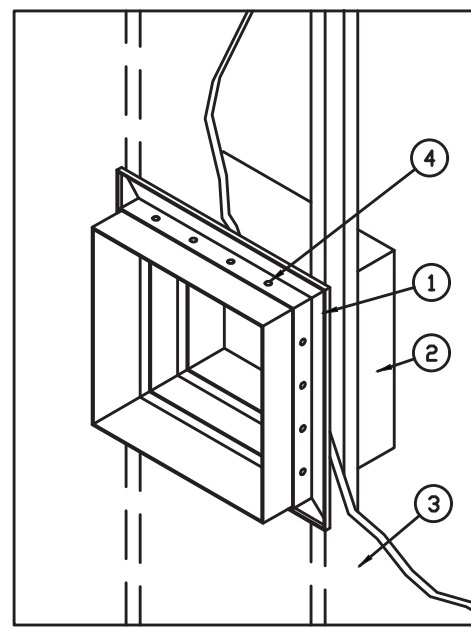


TYPICAL HEAT PUMP WATER CONNECTION DETAIL
NO SCALE

HANGER ROD SCHEDULE			
PIPE SIZE	ROD SIZE	PIPE SIZE	ROD SIZE
UP TO 2"	3/8" DIA.	4" THRU 5"	5/8" DIA.
2 1/2" THRU 3"	1/2" DIA.	6" THRU 12"	7/8" DIA.

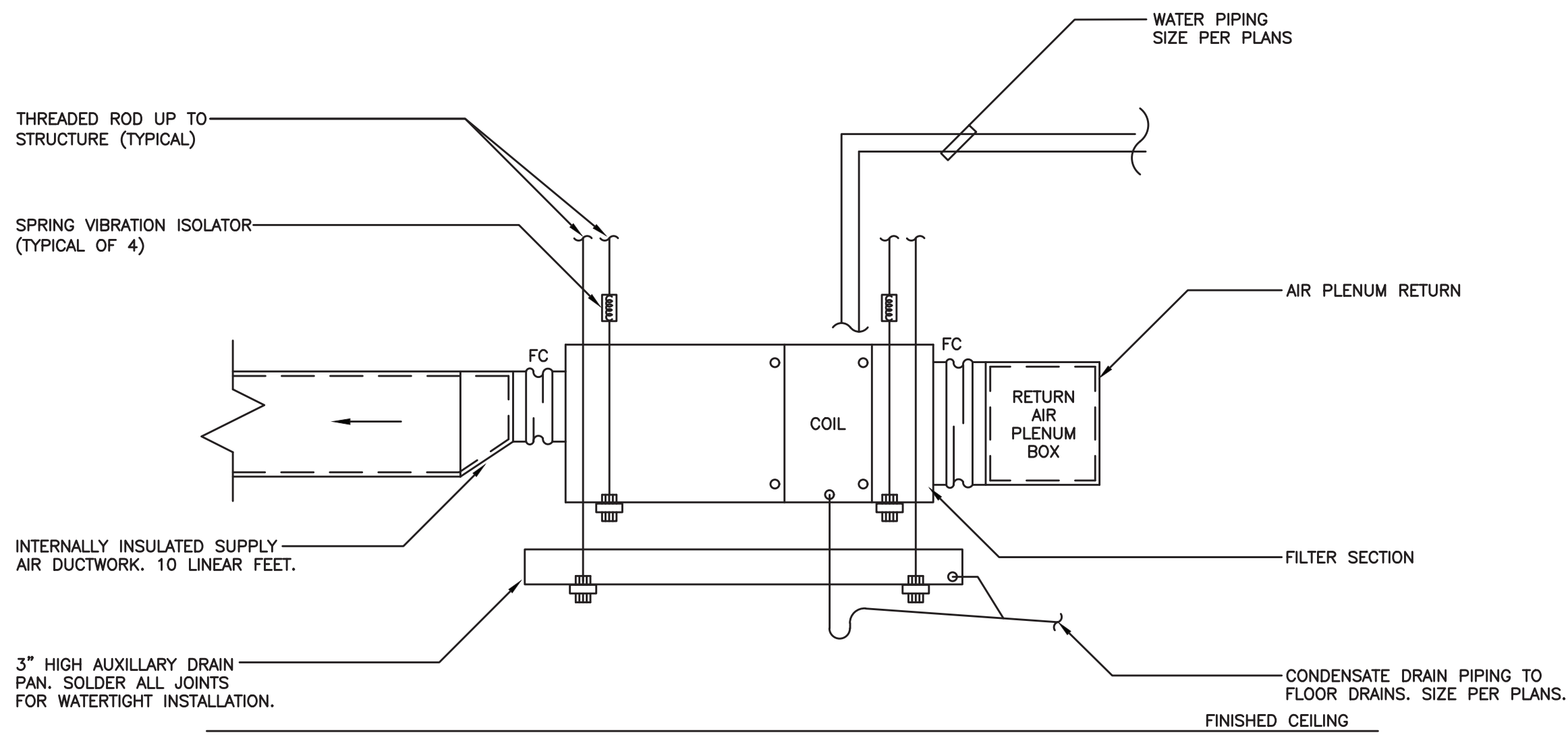


CLEVIS HANGER
HORIZONTAL RUNS
NO SCALE

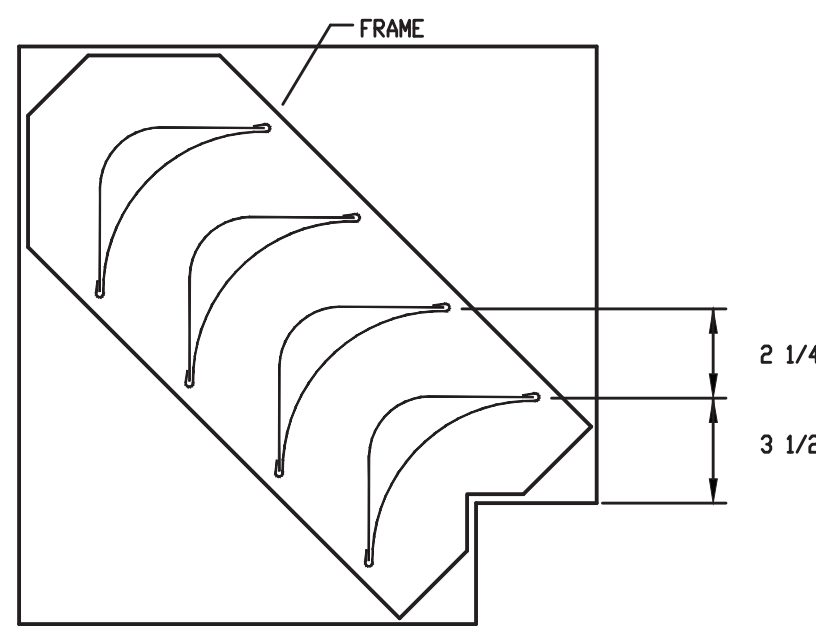


ITEM DESCRIPTION
1. PICTURE FRAME MOUNTING ANGLE
2. PER DAMPER/1 PER SIZED DAMPER/SLEEVE ASSEMBLY
3. FIRE RATED WALL OR FLOOR
4. FASTENER (SEE NOTE 2)
NO SCALE

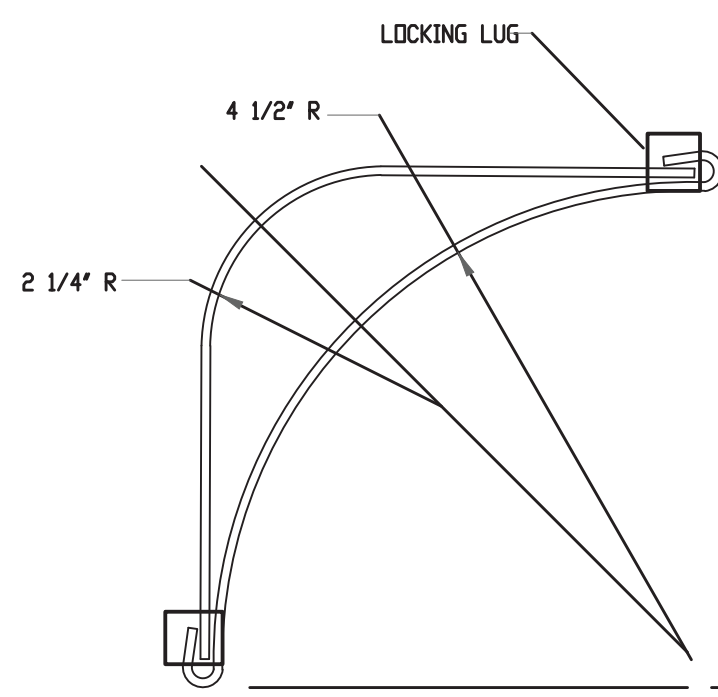
FIRE DAMPER INSTALLATION DETAIL
NO SCALE



HORIZONTAL HEAT PUMP AIR HANDLER DETAIL
NO SCALE

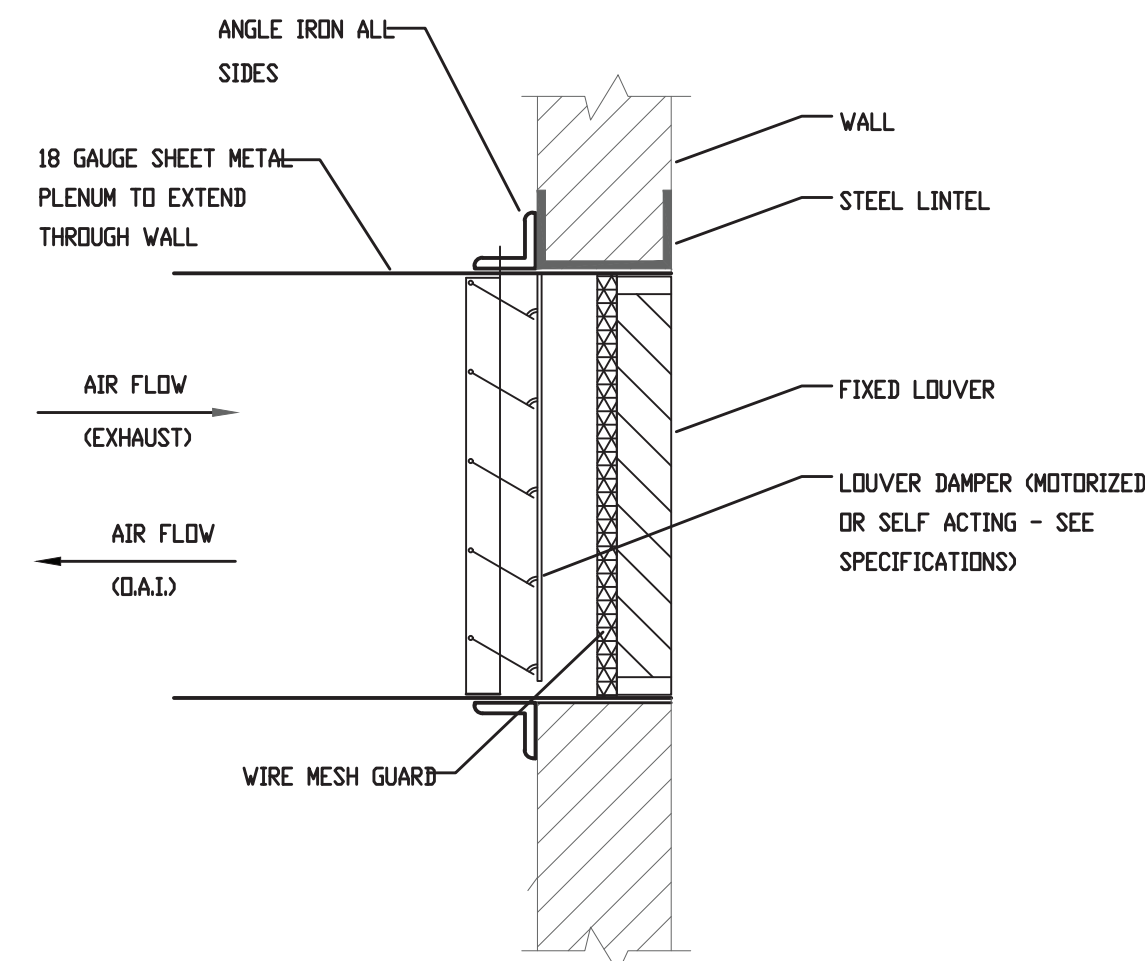


NOTES:
1. LOCKING LUGS INTEGRAL WITH VANE
2. MAXIMUM UNSUPPORTED VANE LENGTH 48"
3. FRAMES-BOLTED OR RIVETED TO ELBOW
4. VANES AND FRAMES-SAME GAUGE AS ELBOW
VANED ELBOW

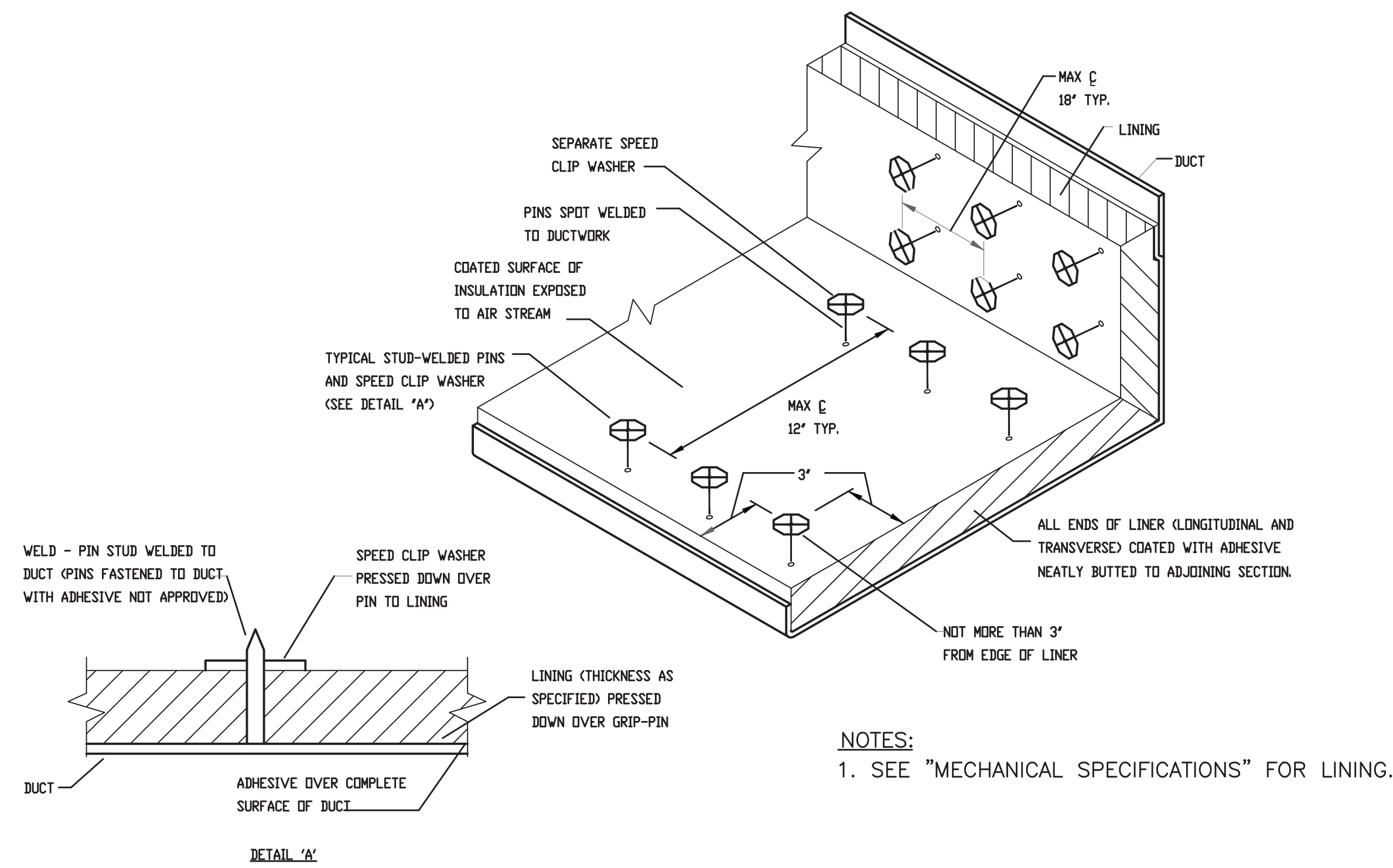


TURNING VANE

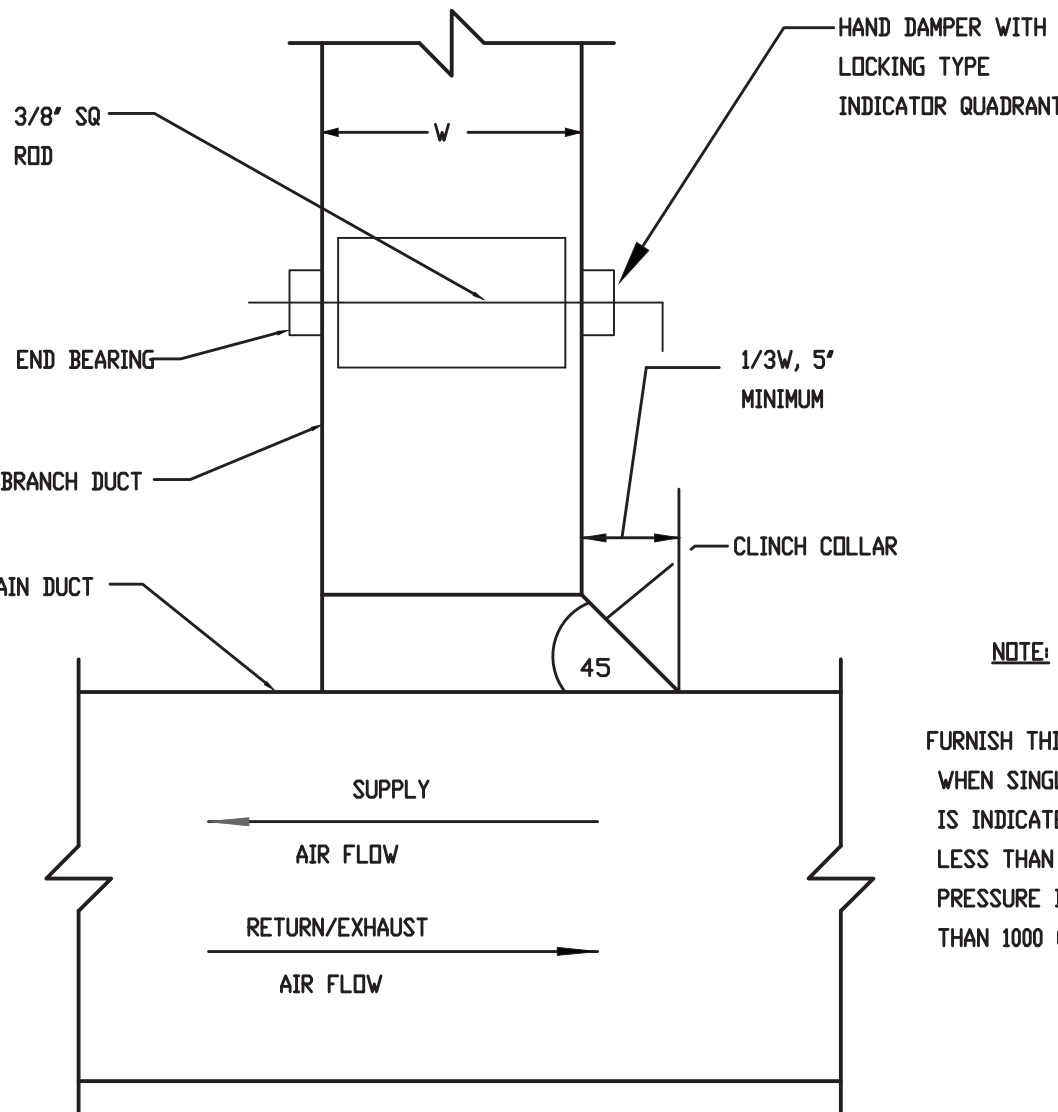
DOUBLE THICKNESS TURNING VANES
FOR SQUARE ELBOW
NO SCALE



O.A. LOUVER DETAIL
NO SCALE

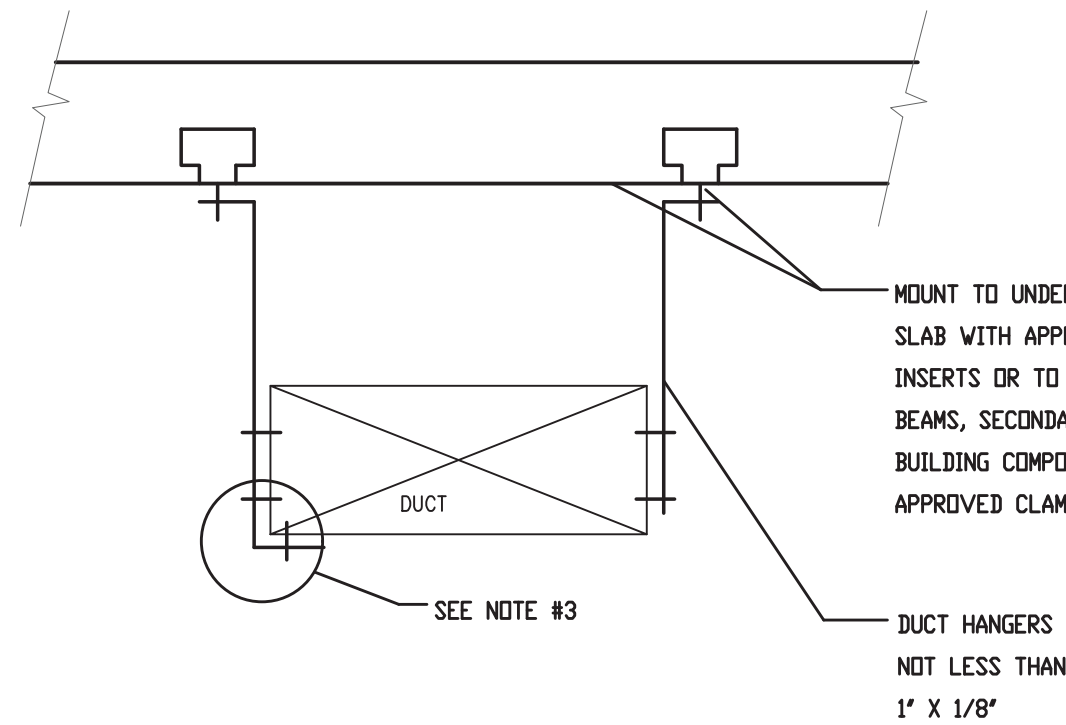


SOUND LINING INSTALLATION DETAIL
NO SCALE



RECTANGULAR DUCT TAP
WITH VOLUME DAMPER
NO SCALE

NOTE:
FURNISH THIS TYPE CONNECTION WHEN SINGLE LINE DUCTWORK IS INDICATED AS THIS FOR LESS THAN 700 CFM AND MEDIUM PRESSURE BRANCHES WITH LESS THAN 1000 CFM



DUCT SUPPORT DETAIL
NO SCALE

LONGEST DIMENSION OF DUCT	ROUND HANGERS	MAXIMUM SPACING SEE NOTE #4	STRAP HANGERS	TRAPEZE SHELF ANGLES
UP TO 18"	BGA WIRE	8'0"	1' X 1/8"	1' X 1' X 1/8"
19" TO 30"	1/4"ROD	8'0"	1' X 1/8"	1' X 1' X 1/8"
31" TO 42"	1/4"ROD	8'0"	1' X 1/8" GA.	1 1/2" X 1 1/2" X 1/8"
43" TO 60"	3/8"ROD	4'0"		1 1/2" X 1 1/2" X 1/8"
61" TO 84"	3/8"ROD	4'0"		2" X 2" X 1/8"
85" TO 96"	3/8"ROD	4'0"		2" X 2" X 3/16"
OVER 97"	3/8"ROD	4'0"		2" X 2" X 1/4"

SPECIAL HANGERS SHALL BE PROVIDED FOR #10 GAUGE BLACK STEEL DUCTS. (BOILER BREACHING AND KITCHEN EXHAUST.) AND FOR SECTION OF DUCT CONTAINING COILS OR FANS.

- NOTES:
- ALL DUCTWORK TO BE HUNG FROM BUILDING CONSTRUCTION NOT TO BE SUPPORTED FROM HANG CEILING.
 - WHEN DUCT AREA EXCEEDS 850. FT. ANGLE STIFFENERS REQUIRED AROUND CIRCUMFERENCE EVERY 4'0".
 - FOR DUCTS OVER 48" WIDE HANGERS SHALL TURN UNDER DUCT AT LEAST 2" AND SHALL BE FASTENED TO THE BOTTOM AS WELL AS TO THE SIDES OF THE DUCT.
 - FOR DUCTS WITH CROSS SECTIONAL AREA OF 4' OR LESS, HANGERS SHALL BE NO MORE THAN 8 FT. APART. FOR DUCTS WITH A CROSS SECTIONAL AREA OF MORE THAN 4 SQ. FT. BUT NOT OVER 8 SQ. FT. HANGERS SHALL BE NOT MORE THAN 6 FT. APART, AND FOR DUCTS WITH A CROSS SECTIONAL AREA OF MORE THAN 8 SQ. FT. HANGERS SHALL BE NOT MORE THAN 4 FT. APART. THE DISTANCES BETWEEN SHALL BE MEASURED LINEARLY ALONG THE DUCT.
 - VERTICAL DUCTS SHALL BE SECURELY SUPPORTED AT EACH FLOOR LEVEL BY CONTINUOUS LENGTHS OF STRUCTURAL ANGLES OF A SIZE AT LEAST EQUIVALENT TO THAT FOR STIFFENING THE ANGLES SHALL BE FASTENED TO THE OPPOSITE SIDES OF THE DUCT AND SHALL EXTEND ACROSS THE OPENING AND BEAR UPON THE STRUCTURE OR SLAB ON BOTH SIDES OF THE OPENING.
 - PROVIDE SEISMIC SUPPORT FOR HVAC DUCTS IN ACCORDANCE WITH APPLICABLE CODES.



New York State
Parks, Recreation and
Historic Preservation

Governor Kathy Hochul

Commissioner Pro Tempore Randy Simons

IT IS A VIOLATION OF STATE EDUCATION LAW FOR ANY PERSON, UNLESS UNDER THE DIRECTION OF A LICENSED ARCHITECT/ENGINEER TO ALTER THIS DOCUMENT IN ANYWAY. ALTERATIONS MUST HAVE THE SEAL AFFIXED ALONG WITH A DESCRIPTION OF THE ALTERATIONS, DATE AND ARCHITECT/ENGINEER'S

Architectural Consultant
BEYER BLINDER BELLE ARCHITECTS & PLANNERS
100 BROADWAY, 20TH FLOOR, NEW YORK, NY 10071

BEYER
BLINDER
BELLE

Structural Consultant
THORNTON TOMASETTI
100 BROADWAY, 15TH FLOOR, NEW YORK, NY 10071

Thornton
Tomasetti

MEP / FP / IT Consultant
LANDMARKS FACILITIES GROUP
200 EAST AVENUE, NORWALK, CT 06855

LANDMARKS
FACILITIES
GROUP, INC.

Civil Consultant
CMA CONSULTING, INC.
3 WINDING CIRCLE, PO BOX 8088, ALBANY, NY 12205

CMA

Landscape Consultant
RHODESIDE HANWELL LANDSCAPE ARCHITECTURE
347 WEST 36TH STREET, SUITE 1001, NEW YORK, NY 10018

RHI

Lighting Consultant
HLB LIGHTING
38 EAST 32ND STREET, 11TH FLOOR, NEW YORK, NY 10018

HLB

Signage Consultant
LVCK - A BEYER BLINDER BELLE STUDIO
100 BROADWAY, 20TH FLOOR, NEW YORK, NY 10071

LVCK

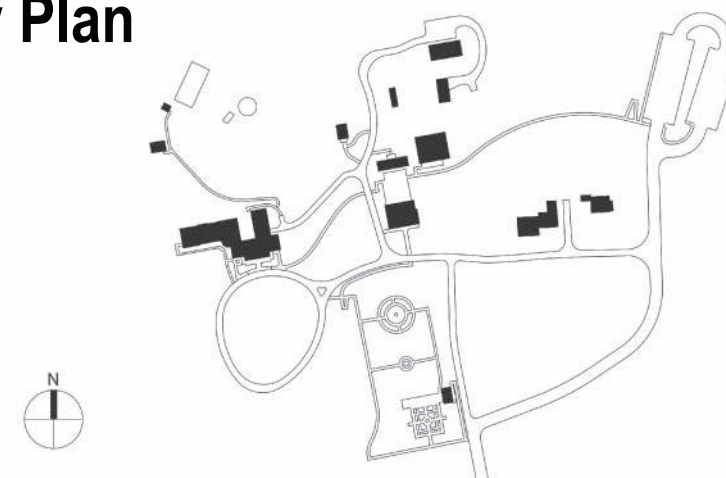
NYS OPRHP Taconic Region
9 Old Post Rd, PO Box 308
Staatsburg, NY 12580
(845) 889 - 4100

Regional Director: Linda Cooper
Capital District Manager: Garrett Jobson

Project Title:
John Jay Homestead Site And Building
Enhancements

Project Location:
400 Jay Street
Katonah NY 10536

Key Plan



REVISIONS

Rev No	Description	Date

Drawn By:

LFG

Design By:

LFG

Checked By:

LFG

Approved By:

LFG


DATE

07/10/24

Sheet Title

BEDFORD HOUSE
MECHANICAL DETAILS

Seal and Signature

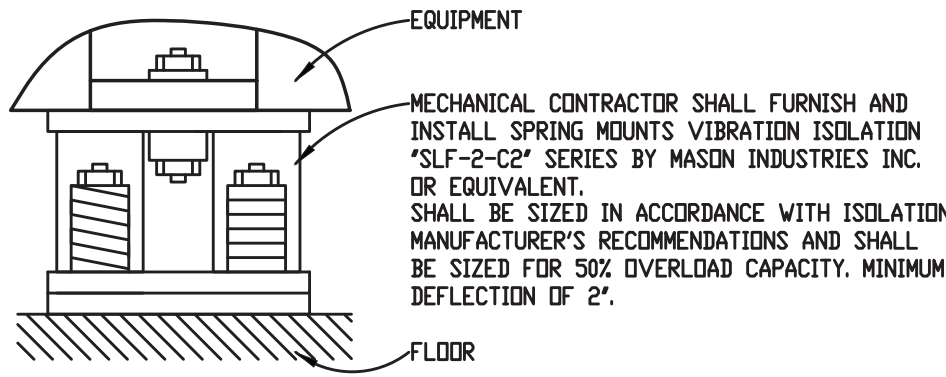


Drawing Number

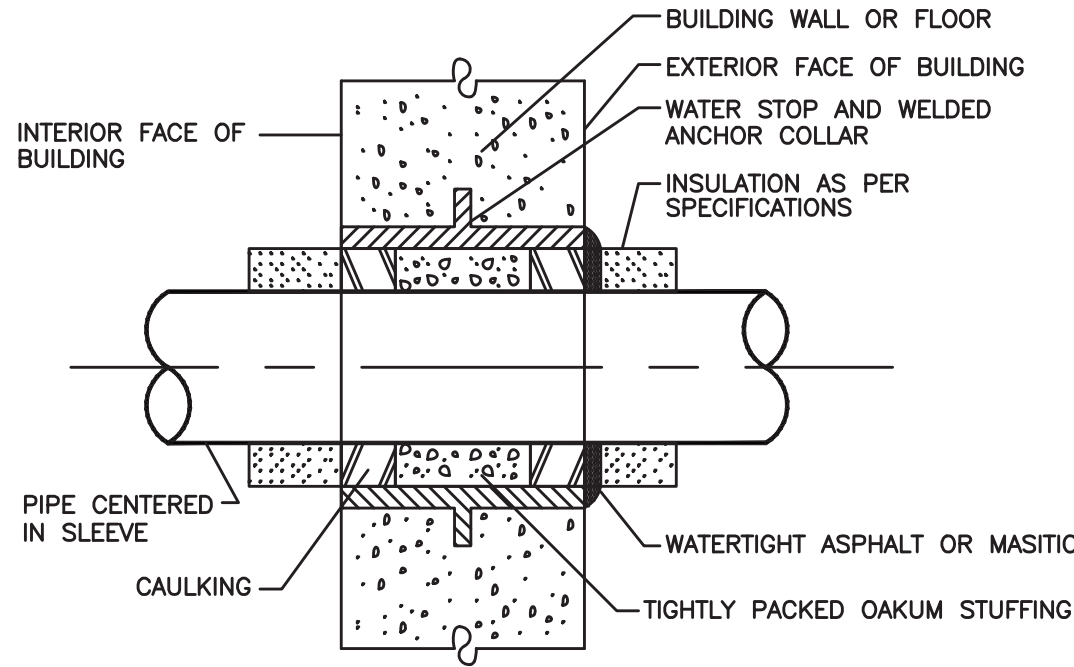
M-201

Project Number:
TA-JJ-2023-001

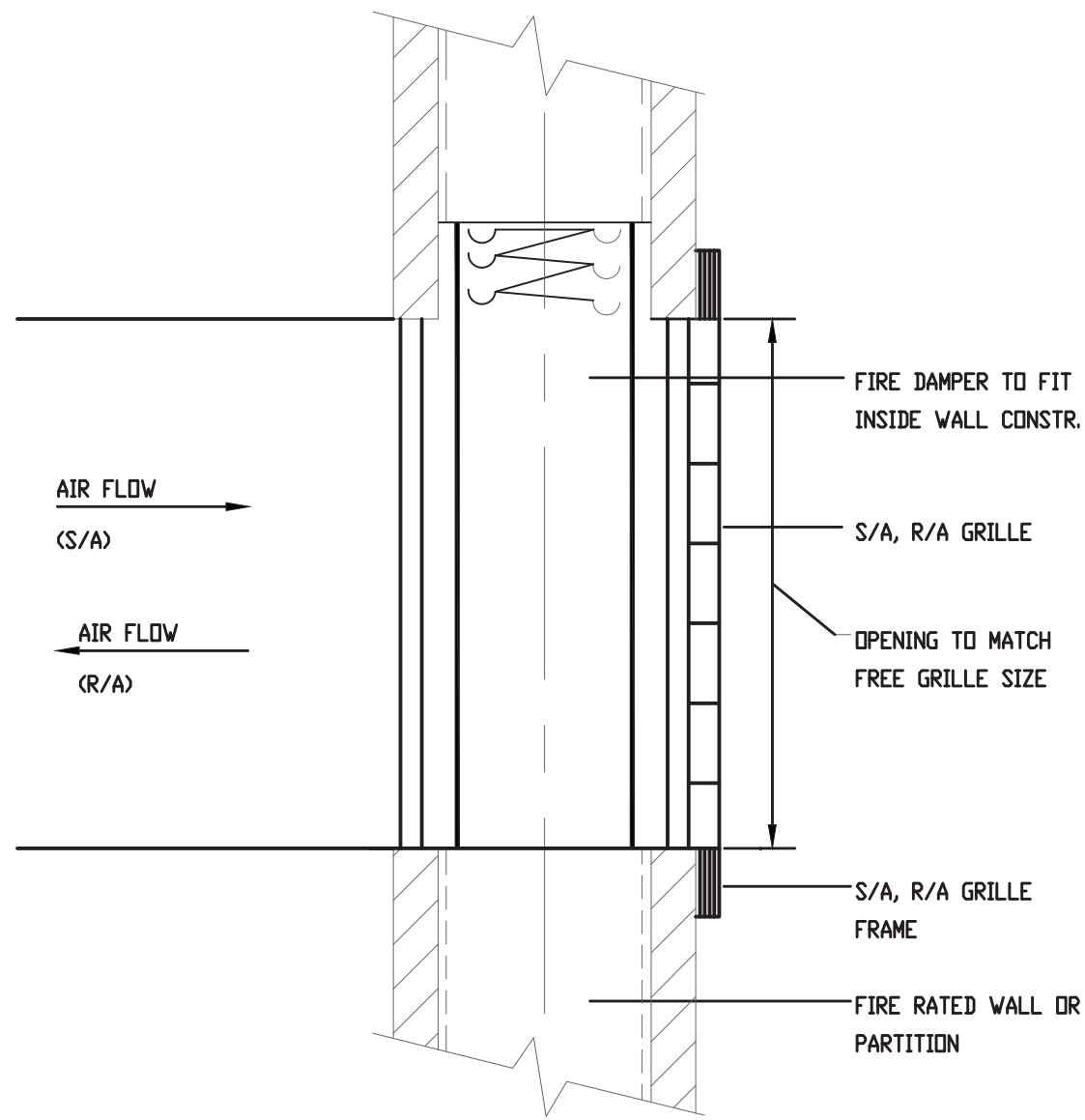
Sheet:
255 of 327



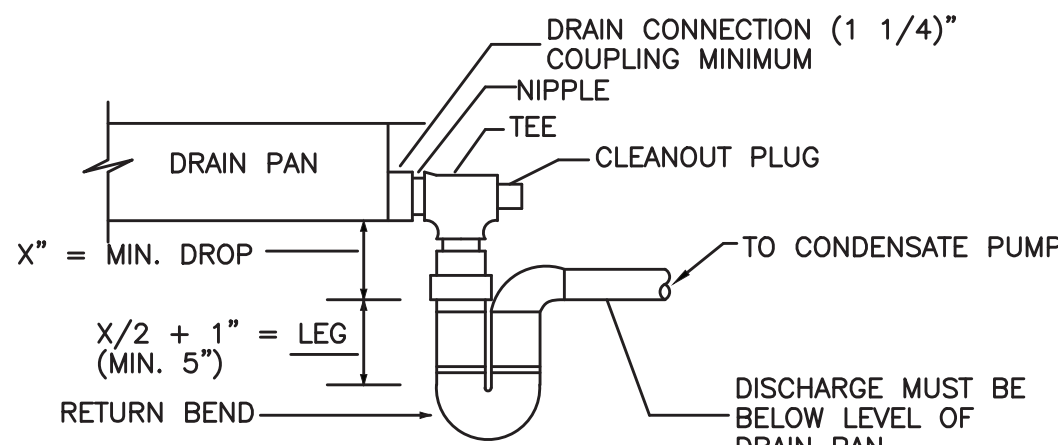
TYPICAL VIBRATION ISOLATOR DETAIL
NOT TO SCALE



CAULKED SEAL ASSEMBLY
NO SCALE



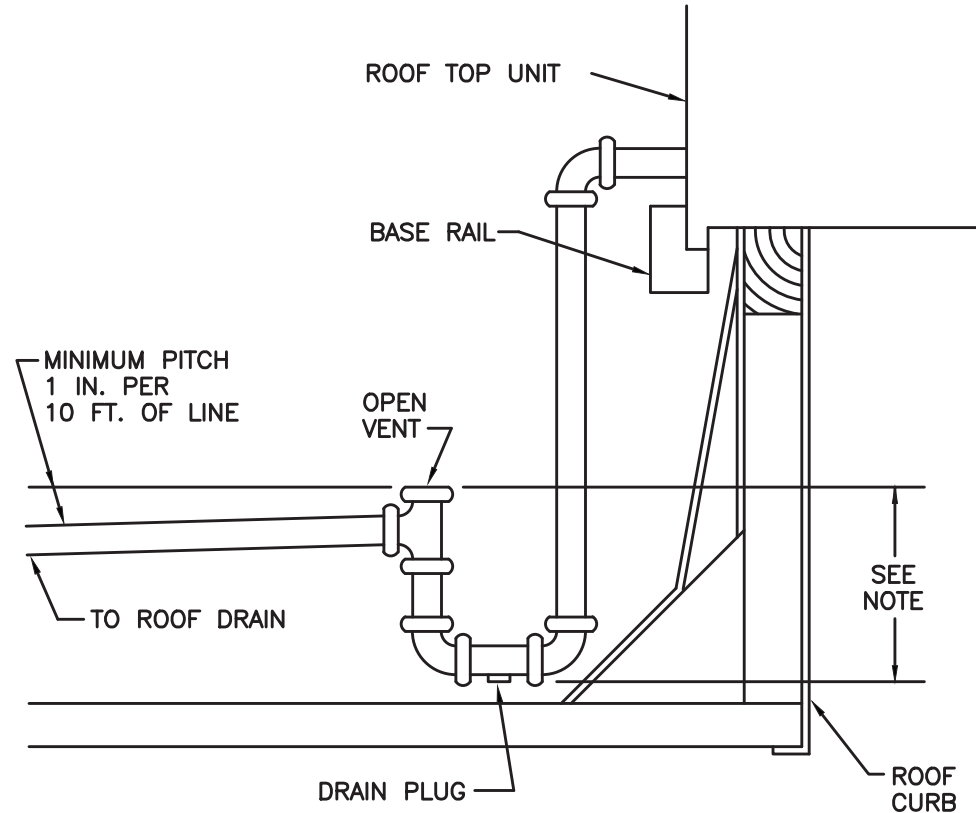
DETAIL OF REGISTER / GRILLE WITH FIRE DAMPER
NO SCALE



X = NEGATIVE INTERNAL STATIC PRESSURE AT FAN INLET


- NOTES:
1. ALLOW SUFFICIENT SPACE BELOW DRAIN PAN FOR TRAP
 2. PITCH DRAIN FOR PROPER RUN-OFF
 3. MANUALLY PRIME FILL TRAP BEFORE START-UP TO FORM INITIAL DRAIN SEAL
 4. SUPPORT LENGTHY DRAIN LINES TO PREVENT SAG AND CONDENSATE OVERFLOW

DRAIN PAN WATER SEAL
PIPING-DRAW-THRU UNIT
NO SCALE



NOTE:
TRAP SHOULD BE DEEP ENOUGH TO OFFSET
MAXIMUM UNIT STATIC DIFFERENCE. A 4 INCH
TRAP IS RECOMMENDED.

EXTERNAL TRAP CONDENSATE DRAIN
NO SCALE



IT IS A VIOLATION OF STATE EDUCATION LAW FOR ANY PERSON, UNLESS UNDER THE DIRECTION OF A LICENSED ARCHITECT/ENGINEER TO ALTER THIS DOCUMENT IN ANYWAY. ALTERATIONS MUST HAVE THE SEAL AFFIXED ALONG WITH A DESCRIPTION OF THE ALTERATIONS, DATE AND ARCHITECT/ENGINEER'S

Architectural Consultant
BEYER BLINDER BELLE ARCHITECTS & PLANNERS
100 BROADWAY, 20TH FLOOR, NEW YORK, NY 10071

**BEYER
BLINDER
BELLE**

Structural Consultant
THORNTON TOMASETTI
100 BROADWAY, 15TH FLOOR, NEW YORK, NY 10071

**Thornton
Tomasetti**

MEP / FP / IT Consultant
LANDMARKS FACILITIES GROUP
202 EAST AVENUE, NORWALK, CT 06855

LFG
LANDMARKS
FACILITIES
GROUP, INC.

Civil Consultant
CMA CONSULTING, INC.
3 WINNERS CIRCLE, PO BOX 808, ALBANY, NY 12205

CMA

Landscape Consultant
RHODESIDE HAWWELL LANDSCAPE ARCHITECTURE
347 WEST 36TH STREET, SUITE 1201, NEW YORK, NY 10018

RHL

Lighting Consultant
HLB LIGHTING
36 EAST 32ND STREET, 11TH FLOOR, NEW YORK, NY 10018

HLB

Signage Consultant
LVCK - A BEYER BLINDER BELLE STUDIO
100 BROADWAY, 20TH FLOOR, NEW YORK, NY 10071

LVCK | A Beyer Blinder Belle Studio

NYS OPRHP Taconic Region

9 Old Post Rd, PO Box 308
Staatsburg, NY 12580
(845) 889 - 4100

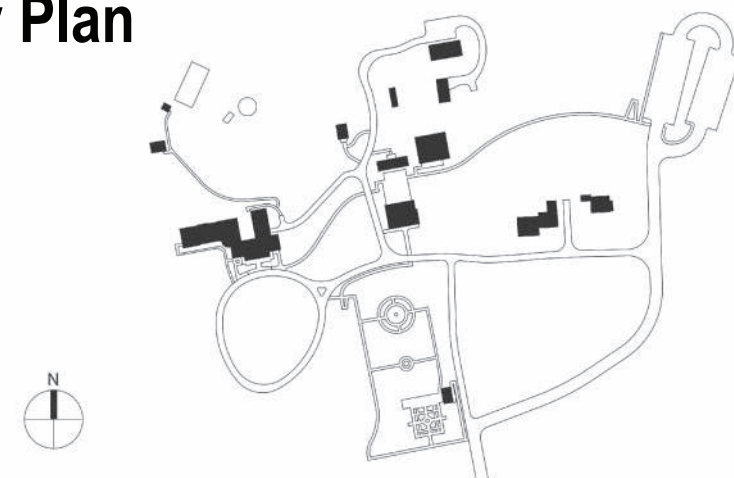
Regional Director: Linda Cooper
Capital District Manager: Garrett Jobson

Project Title:
John Jay Homestead Site And Building
Enhancements

Project Location:

400 Jay Street
Katonah NY 10536

Key Plan



REVISIONS

Rev No	Description	Date

Drawn By: LFG	
Design By: LFG	
Checked By: LFG	
Approved By: LFG	
DATE 07/10/24	
Sheet Title	Drawing Number
BEDFORD HOUSE MECHANICAL DETAILS	M-202
Project Number: TA-JJ-2023-001	Sheet: 256 of 327

TRANE Water Source Heat Pump (WSHP) INDOOR UNIT SCHEDULE																									
Building	Area	Type	Tag Reference	Model	Type	Nominal Cooling Capacity (BTU/h)	Nominal Sensible Capacity (BTU/h)	Nominal Heating Capacity (BTU/h)	Aux. Electric Heat	Cooling Design EAT DB/WB (°F)	Cooling Design LAT DB/WB (°F)	Heating Design EAT / LAT (°F)	Flow (GPM)	WPD (Ft Hd)	EWI (C / H)	LWT (C / H)	Airflow (cfm)	ESP (IN WG)	EER	COP	Voltage / Phase	Aux. Electric Heat	Weight (Lbs)	Electrical MCA/MFS	Notes / Options
Carriage Barn	VISITOR CENTER	WATER TO AIR HEAT PUMP	WTAHP-C-1	DXHG060B	Indoor Horizontal	53,200	47,800	63,700	Electric Coil	80.6 / 66.2	58.5 / 57.5	68 / 99.5	9.8	5.70	86/99	68/57	1,900	0.5	17.6	6	208/230/1	10 kW	434	22.0 / 35	1-4
	ENTRANCE	WATER TO AIR HEAT PUMP	WTAHP-C-2	DXHG036B	Indoor Horizontal	34,800	30,030	39,000	Electric Coil	80.6 / 66.2	57.3 / 56.6	68 / 100	7.4	4.50	86/97	68/59	1,140	0.5	17.3	5.9	208/230/1	5 kW	313	13.0 / 20	1-4
Notes & Options: 1 VFD 2 VIF Return and Supply Arrangement 3 Provide Electric Aux. Heat 4 Provide with Duct Smoke Detectors.																									

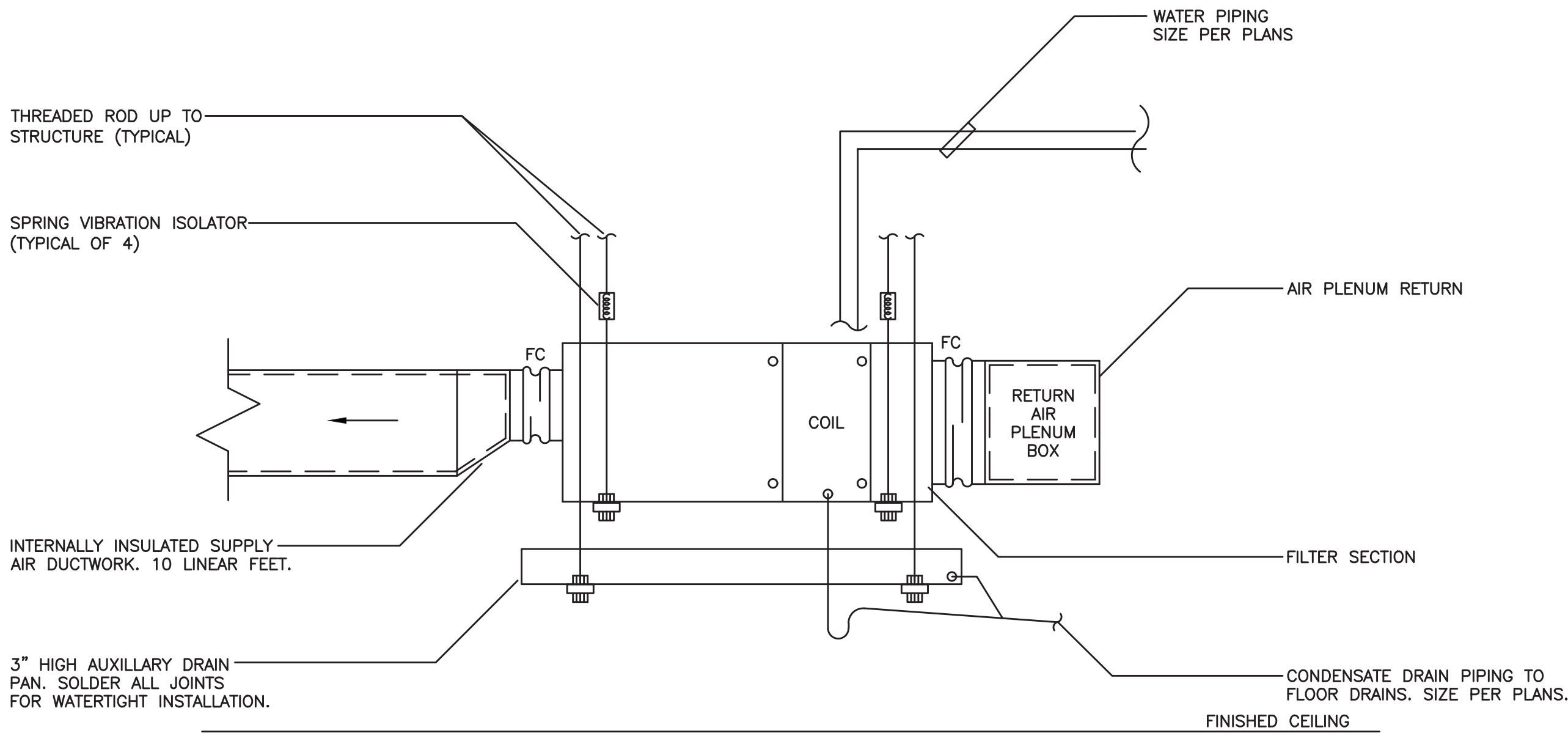
AIR DISTRIBUTION DEVICE SCHEDULE (MANUFACTURED BY TITUS)												
MARK	MODEL	TYPE	INSTALLATION METHOD	NECK SIZE (L" X W" or DIAMETER")	FACE SIZE (L" X W")	AIRFLOW CFM	FRAME TYPE	FINISH	MATERIAL	ACCESSORIES		REMARKS
										DAMPER	OTHER	
CD-1	OMNI	SQUARE FACE	CEILING BOARD	Note 1	Note 1	Note 1	1	Note 2, White	STEEL	OBD		INSULATED BLANKET
CG-1	35ORS	RETURN GRILLE	SIDE WALL SURFACE	Note 1	Note 1	Note 1	Note 2	Note 2, White	STEEL	OBD		
TG-1	35ORS	TRANSFER GRILLE	CEILING / WALL BOARD	Note 1	Note 1	Note 1	Note 2	Note 2, White	STEEL	OBD		
HRG-1	35ORS	RETURN GRILLE	SIDE WALL SURFACE	Note 1	Note 1	Note 1	Note 2	Note 2, 3	STEEL			
EG-1	25RL	EXHAUST GRILLE	SIDE WALL SURFACE	Note 1	8 X 8	Note 1	1	Note 2, White	STEEL			
HSR-1	300RL	SUPPLY GRILLE	SIDE WALL SURFACE	Note 1	Note 1	Note 1	1	Note 2, 3	STEEL	OBD		
ACCESSORIES: PFS-PLASTER FRAME DMPR- DAMPER DL-DRUM LOUVER EXT-LUNAB AIR EXTRACTOR OBD-OPPOSED BLADE DAMPER COMAD- CABLE OPERABLE MANUAL ADJUSTABLE DAMPER												
NOTES: 1. SEE PLANS 2. SHALL BE SELECT AND APPROVE BY ARCHITECT 3. COLOR SELECTED BY ARCHITECT 4. VIF DIMMENSIONS AND FEASIBILITY OF REPLACEMENT EXSIT. DIFFUSER												

1

M-310

ALTERNATE 1 - MECHANICAL SCHEDULES - CARRIAGE BARN

N.T.S.

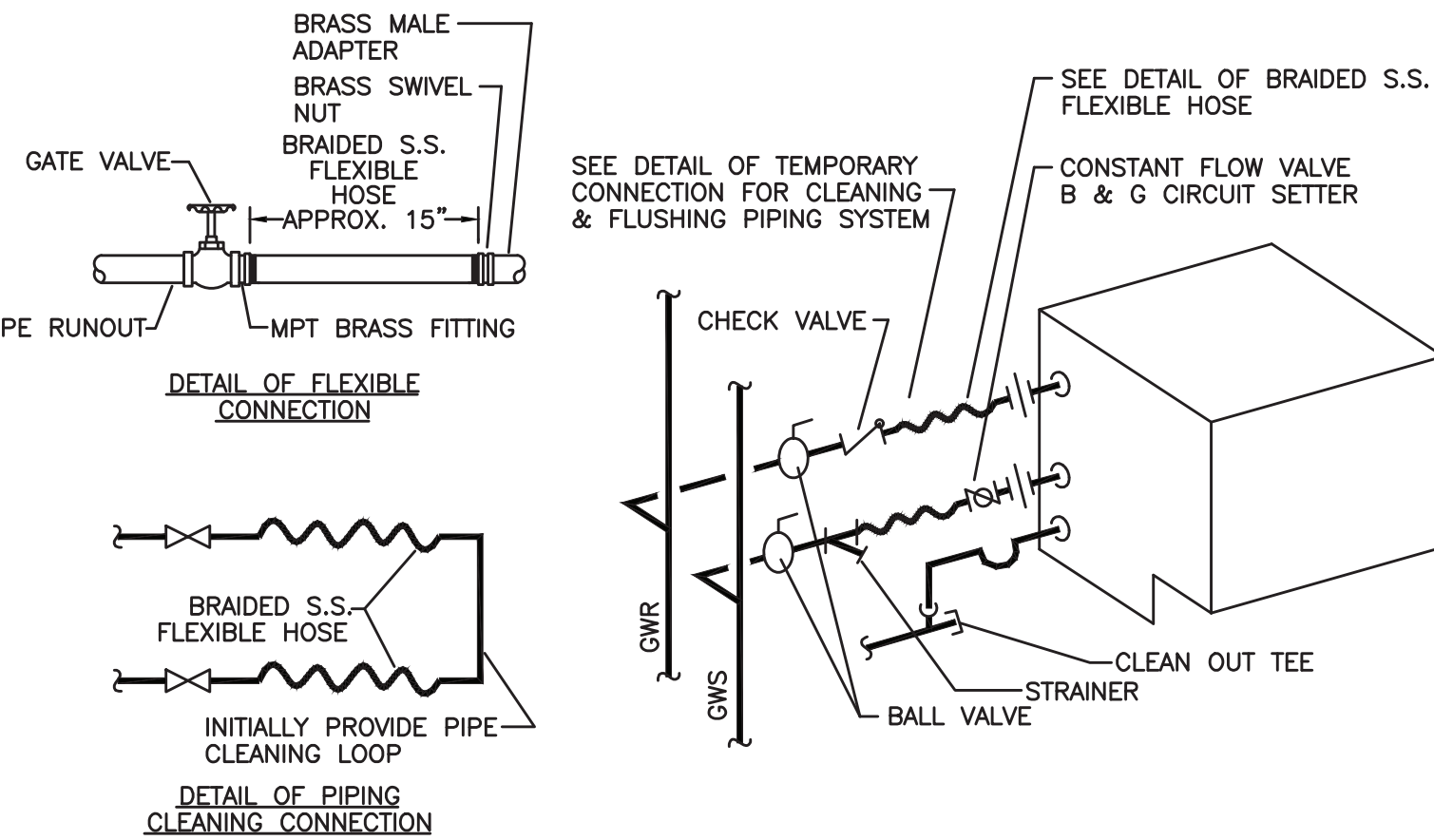


2

M-310

ALTERNATE 1 - HORIZONTAL HEAT PUMP AIR HANDLER DETAIL

N.T.S.



3

M-310

ALTERNATE 1 - TYPICAL HEAT PUMP WATER CONNECTION DETAIL

N.T.S.

FAN SCHEDULE

MARK	SERVICE - DESTINATION	MANUFACTURER	MODEL	FAN RPM	CFM	E.S.P. (IN W.G.)	POWER (HP)	VOLT/PH/HZ	OPER WT (LBS)	Sones	REMARKS
TX-2	TOILET EXHAUST	GREENHECK	SQ-90	1,550	210	0.585	0.1	115/1/60	50	-	1
REMARKS: 1 Provide with factory mounted Disconnect Switch, Speed controller and Backdraft Damper.											

LOUVERS SCHEDULE (MANUFACTURED BY RUSKIN)

MARK	MODEL	TYPE	THICKNESS INCH	SIZE W" x H"	FREE AREA SQ. FT.	AIRFLOW CFM	VELOCITY FPM	APD IN.W.C.	NOTES
L-2	ELF-837	EXH. LOUVER	4	12 x 12	0.34	210	618	0.06	1, 2
NOTES: 1. PROVIDE WITH BIRD SCREEN AND ETENDED SILL. 2. COLOR BY ARCHITECT.									

ELECTRIC HEATER SCHEDULE

MARK		MFR	MODEL	Dim. (In) IN	HEATING CAPACITY (BTU/HR)	ELECTRICAL			REMARKS
						INPUT W	AMPS	VOLT/PH/HZ	
EBR-3	Electric Baseboard Radiator	Stelpro	AALUX109047	35.3x4.6x2	1,024	300		208/1/60	1
REMARKS: 1 PROVIDE WALL MOUNTED THERMOSTAT.									

4

M-310

BASE BID - MECHANICAL SCHEDULES - CARRIAGE BARN

N.T.S.

Governor Kathy HochulCommissioner Pro Tempore Randy Simons

IT IS A VIOLATION OF STATE EDUCATION LAW FOR ANY PERSON, UNLESS UNDER THE DIRECTION OF A LICENSED ARCHITECT/ENGINEER TO ALTER THIS DOCUMENT IN ANYWAY. ALTERATIONS MUST HAVE THE SEAL AFFIXED ALONG WITH A DESCRIPTION OF THE ALTERATIONS, DATE AND ARCHITECT/ENGINEER'S SIGNATURE.

Architectural Consultant

BEYER BLINDER BELLE

Structural Consultant

Thornton Tomasetti

MEP / FP / IT Consultant

LFG

Civil Consultant

CMA

Landscape Consultant

RNI

Lighting Consultant

HLB

Signage Consultant

LVCK

NYS OPRHP Taconic Region

9 Old Post Rd, PO Box 308
Staatsburg, NY 12580
(845) 889 - 4100

Regional Director: Linda Cooper
Capital District Manager: Garrett Jobson

Project Title:
John Jay Homestead Site And Building Enhancements

Project Location:

400 Jay Street
Katonah NY 10536

Key Plan

REVISIONS

Rev No	Description	Date

Drawn By:
LFG

Design By:
LFG

Checked By:
LFG

Approved By:
LFG

DATE
07/10/24

Sheet Title
* CARRIAGE BARN
MECHANICAL
SCHEDULES & DETAILS

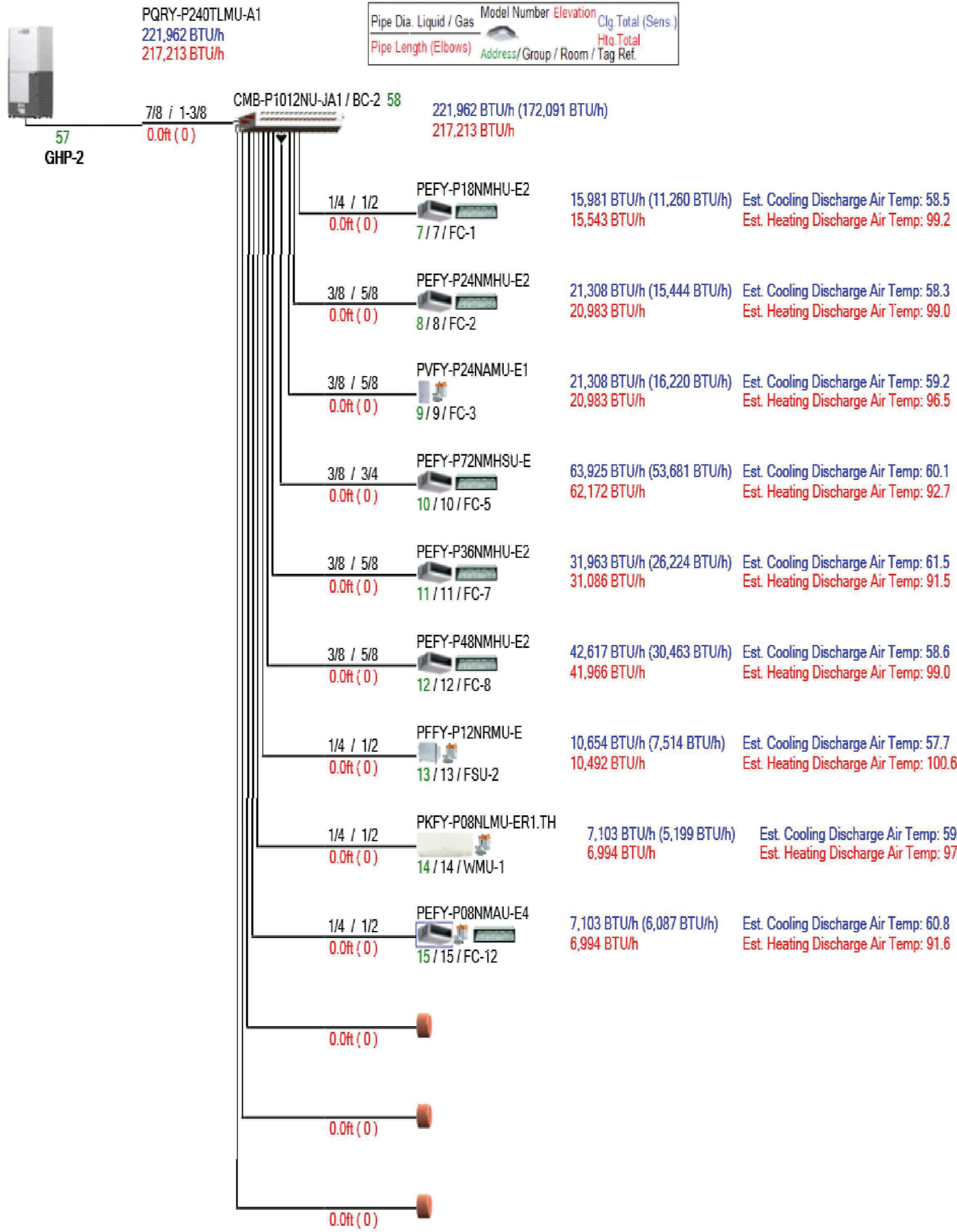
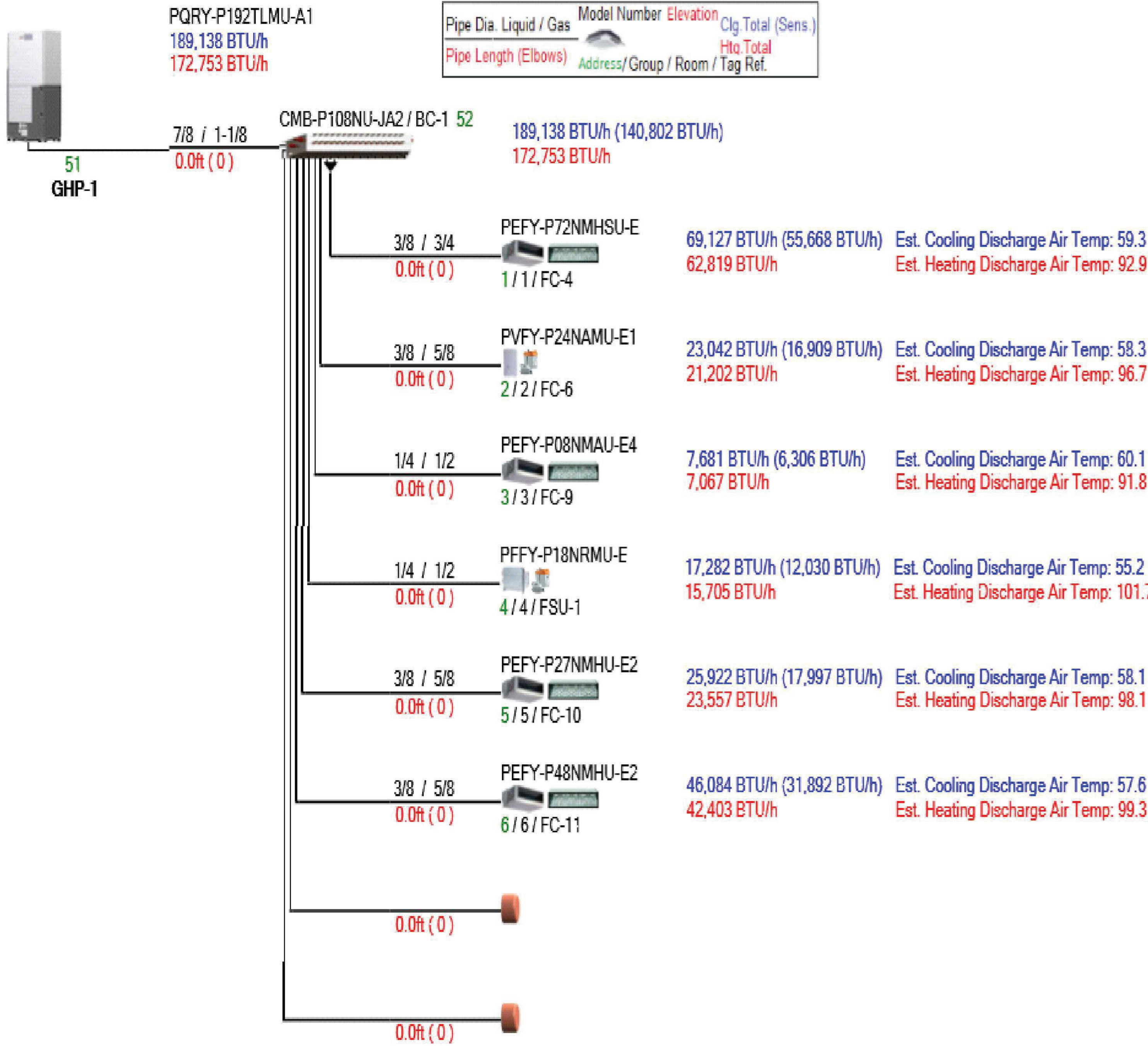
Seal and Signature

Drawing Number

M-310

Project Number:
TA-JJ-2023-001


Sheet:
259 of 327



1
M-400

SCHEMATIC PIPING DIAGRAM

N.T.S.



New York State
Parks, Recreation and
Historic Preservation

Governor Kathy HochulCommissioner Pro Tempore Randy Simons

IT IS A VIOLATION OF STATE EDUCATION LAW FOR ANY PERSON, UNLESS UNDER THE DIRECTION OF A LICENSED ARCHITECT/ENGINEER TO ALTER THIS DOCUMENT IN ANYWAY. ALTERATIONS MUST HAVE THE SEAL AFFIXED ALONG WITH A DESCRIPTION OF THE ALTERATIONS, DATE AND ARCHITECT/ENGINEER'S SIGNATURE.

Architectural Consultant
BEYER BLINDER BELLE ARCHITECTS & PLANNERS
100 BROADWAY, 20TH FLOOR, NEW YORK, NY 10071

BEYER
BLINDER
BELLE

Structural Consultant
THORNTON TOMASETTI
100 BROADWAY, 15TH FLOOR, NEW YORK, NY 10071

Thornton
Tomasetti

MEP / FP / IT Consultant
LANDMARKS FACILITIES GROUP
202 EAST AVENUE, NORWALK, CT 06855

LFG
LANDMARKS
FACILITIES
GROUP, INC.

Civil Consultant
CMA CONSULTING, INC.
3 WINNERS CIRCLE, PO BOX 508A, ALBANY, NY 12205

CMA

Landscape Consultant
RHODESIDE HAWWELL LANDSCAPE ARCHITECTURE
341 WEST 36TH STREET, SUITE 1001, NEW YORK, NY 10018

RHI

Lighting Consultant
HLB LIGHTING
36 EAST 32ND STREET, 11TH FLOOR, NEW YORK, NY 10016

HLB

Signage Consultant
LVCK - A BEYER BLINDER BELLE STUDIO
100 BROADWAY, 20TH FLOOR, NEW YORK, NY 10071

LVCK

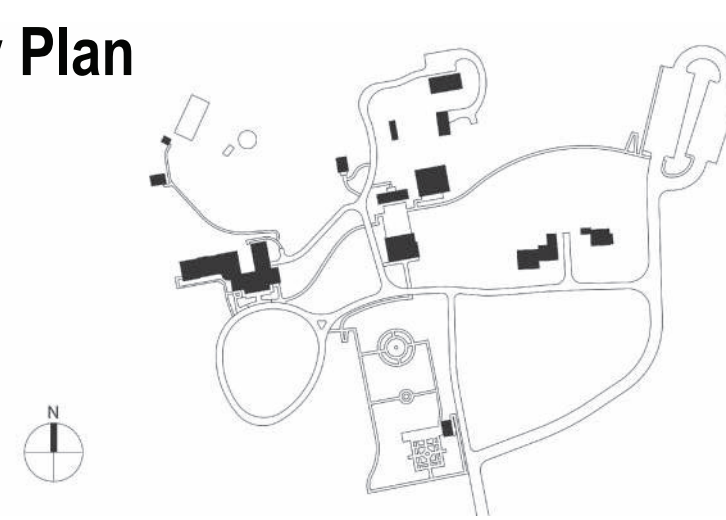
NYS OPRHP Taconic Region
9 Old Post Rd, PO Box 308
Staatsburg, NY 12580
(845) 889 - 4100

Regional Director: Linda Cooper
Capital District Manager: Garrett Jobson

Project Title:
John Jay Homestead Site And Building
Enhancements


Project Location:
400 Jay Street
Katonah NY 10536

Key Plan



REVISIONS		
Rev No	Description	Date

Drawn By:
LFG
Design By:
LFG
Checked By:
LFG
Approved By:
LFG
DATE
07/10/24

Seal and Signature


Sheet Title

BEDFORD HOUSE
MECHANICAL
DIAGRAMS

Drawing Number

M-400

Project Number:
TA-JJ-2023-001

Sheet:
260 of 327

A