ARCHITECTURE
ENGINEERING
PLANNING
CPLteam.com

ADDENDUM NO. 04

PROJECT:	South Orangetown Central School District PHASE 2: 2022 BOND
CPL PROJECT NO.	14457.20
DATE:	November 15, 2024

Include this Addendum as part of the Contract Documents. It supplements portions of the original specifications and drawings, the extent of which shall remain, except as revised herein:

CLARIFICATIONS

1.1 All RFI's received prior to **11/15/24** have been responded to and are attached to this Addendum.

CHANGES TO THE DRAWINGS

2.1 Drawing A105: Demolition Plan 1/A105: Add keynote C1 in Office 124A

2.2 Drawing A601: Replace with attached revised A601

2.3 Drawing H203: Replace with attached revised H203.

2.4 Drawing H204: Replace with attached revised H204.

2.5 Drawing H212: Replace with attached revised H212.

2.6 Drawing H213: Replace with attached revised H213.

2.7 Drawing H901: Replace with attached revised H901.

2.8 Drawing E201: Replace with attached revised E201.

2.9 Drawing E202: Replace with attached revised E202.

2.10 Drawing E203: Replace with attached revised E203.

2.11 Drawing E204: Replace with attached revised E204.

2.12 Drawing E304: Replace with attached revised E304.

2.13 Drawing E900: Replace with attached revised E900.

26 IBM Rd,
Poughkeepsie, NY 12601
cplteam.com
845.567.6700 TEL
845.567.9614 FAX

2.14 Drawing E901: Replace with attached revised E901.

2.15 Drawing E902: Replace with attached revised E902.

END OF ADDENDUM NO. 04

ARCHITECTURE
ENGINEERING
PLANNING
CPLteam.com

REQUEST FOR INFORMATION

RFI #: 12
Date: 11/8/2024

SOCSD PHASE 2: 2022 BOND: 14457.20

Contractor Name: Bertussi Contracting Inc

To: Lisa Fasciglione Firm: CPL

From: Stephanie Weber

WE REQUEST YOUR ATTENTION (OR CONFIRMATION) REGARDING THE FOLLOWING:

Subject: Cassette Fresh Air Kits

Location:

Information is Requested By:

MESSAGE:
See attached

Contractors Name:

By: Date:

CPL
26 IBM Road
Poughkeepsie NY, 12601
CPLteam.com
800.294.9000 TEL

370 Market St.
Kenilworth, NJ 07033
Tel 908-298-1212
Fax 908-299-0010

Request for Information

Project	South Orangetown Bond Phase 2
RFI No.	#1
Description	Cassette Fresh Air Kits
Created By	Chris Renna
Due Date	11/8/24

Question

When reviewing section 238129 VRF System found in the Project Manual, Volume Two, South Orangetown Central School District, the indoor cassette unit mention that the "indoor unit shall offer fresh air intake fan control options:

1. Are fresh air kits required for all VRF indoor cassette units?
2. If not for all indoor cassette units, which unit tags require fresh air kits?

Name of Requesting Party	Signature	Date of Request
Chris Renna – Johnstone Supply NJ	*Chris Renna*	11/8/24

Response:
1. Only unit with outdoor air directly ducted into them require the kit.
2. Unit Tags: SSI-41, SSI-51 and SSI-115.

K. McCann
11-15-24

ARCHITECTURE
ENGINEERING
PLANNING
CPLteam.com

REQUEST FOR INFORMATION

RFI #: 01
Date: 11-11-2024

SOCSD PHASE 2: 2022 BOND: 14457.20

Contractor Name: PAR ENVIRONMENTAL CORPORATION

To: Lisa J Fasciglione **Firm:** CPL

From: PAR ENVIRONMENTAL CORPORATION

WE REQUEST YOUR ATTENTION (OR CONFIRMATION) REGARDING THE FOLLOWING:

Subject: TAPPAN ZEE HIGH SCHOOL ABATEMENT

Location: 15 DUTCH HILL ROAD

Information is Requested By: PAR ENVIRONMENTAL CORPORATION

MESSAGE:

I had a few questions on a few items mentioned on our walkthrough at TZ High School.

1. Has the incinerator interior bricks been tested as yet?
2. Has the Crawl space pipe insulation been tested yet?
3. Has the blackboard glue and wall panel glue been tested?
4. Is there a drawing showing locations.
5. Are there quantities for these areas mentioned above

1. YES, RESULTS ARE NEGATIVE - UPDATED REPORT WILL BE ISSUED IN FUTURE ADDENDUM
2. YES, RESULTS ARE NEGATIVE - UPDATED REPORT WILL BE ISSUED IN FUTURE ADDENDUM
3. NO, TESTING CAN NOT OCCUR UNTIL START OF DEMOLITION. REMOVAL SHOULD BE BY ABATEMENT CONTRACTOR AS SHOWN IN BID DOCUMENTS.
4. N/A FOR ITEMS 1&2. HZ DRAWINGS SHOW LOCATIONS OF BLACKBOARD AND WALL PANELING. UPDATED REPORT WILL BE ISSUED WITH KEY PLAN OF TESTING LOCATIONS.
5. N/A FOR ITEMS 1&2. HZ DRAWINGS CALL OUT APPROX. LENGTH OF BOARDS.
LFASCIGLIONE 11/15/24

Contractors Name: PAR ENVIRONMENTAL CORPORATION

By: Valentino Rolle **Date:** 11-11-2024

CPL
26 IBM Road
Poughkeepsie NY, 12601
CPLteam.com
800.294.9000 TEL

ARCHITECTURE
ENGINEERING
PLANNING
CPLteam.com

REQUEST FOR INFORMATION

RFI #: 07
Date: 11/08/2024

SOCSD PHASE 2: 2022 BOND: 14457.20

Contractor Name: UniMak, LLC

To: Lisa Fasciglione Firm: CPL

From: Ivo Dostinoski

WE REQUEST YOUR ATTENTION (OR CONFIRMATION) REGARDING THE FOLLOWING:

Subject: Clarification on Gypsum Board and Insulation at Roof Curb - Detail 3/A800

Location: Tappan Zee High School, 15 Dutch Hill Road, Orangeburg, NY 10962

Information is Requested By: UniMak, LLC

MESSAGE: Detail 3 on Sheet A800 specifies the installation of two layers of type 'X' gypsum board and insulation. This specification appears to apply to the interior side of a roof curb, which seems unusual. Please confirm if it is acceptable to exclude this assembly from our scope on this side of the roof curb, given that it may not typically require this level of fire-rated protection.

DETAIL SHOULD BE COMPLETED AS SHOWN, EXCLUSION OF THIS ASSEMBLY IS NOT ACCEPTABLE.

LFASCIGLIONE 11/15/24

Contractors Name: UniMak, LLC

By: Ivo Dostinoski Date: 11/08/2024

CPL
26 IBM Road
Poughkeepsie NY, 12601
CPLteam.com
800.294.9000 TEL

ARCHITECTURE
ENGINEERING
PLANNING
CPLteam.com

REQUEST FOR INFORMATION

RFI #: #1 - 4
Date: 11/11/24

SOCSD PHASE 2: 2022 BOND: 14457.20

Contractor Name: Hush Electrical Contracting

To: Lisa Fasciglione Firm: CPL

From: Angie Ehlers - Document Coordinator

WE REQUEST YOUR ATTENTION (OR CONFIRMATION) REGARDING THE FOLLOWING:

Subject: Bid Questions

Location: Tappan Zee HS

Information is Requested By: Angie Ehlers - Document Coordinator / Hush Electrical Contracting

MESSAGE:

#1. Per Addendum #1, an alternate was added for phasing schedule but bid form does not reflect any alternates - will a revised bid form be issued?

#2. Please provide name of existing Fire Alarm Vendor.

#3. Drawing E-900 Equipment Schedule shows Note #2 - By Alternate EC-01. Spec section 012300 Alternates only mentions Alternate for phasing schedule. There is also no mention on Bid Form. Please advise.

#4. No Electrical One Line Diagram is shown on Electrical plans - will one be provided?

1. revised bid forms will be issued through a future addendum
2. Open Systems - 914-241-0057
3. Drawing E900 will be updated to remove reference to Alternates
4. A one line diagram will not be provided.

L.FASCIGLIONE/J.TEETER 11/15/24

Contractors Name: Hush Electrical Contracting

By: Angie Ehlers - Document Coordinator Date: 11/11/24

CPL
26 IBM Road
Poughkeepsie NY, 12601
CPLteam.com
800.294.9000 TEL

ARCHITECTURE
ENGINEERING
PLANNING
CPLteam.com

REQUEST FOR INFORMATION

RFI #: 5 & 6
Date: 11/14/24

SOCSD PHASE 2: 2022 BOND: 14457.20

Contractor Name: Hush Electrical Contracting

To: Lisa Fasciglione Firm: CPL

From: Angie Ehlers - Document Coordinator

WE REQUEST YOUR ATTENTION (OR CONFIRMATION) REGARDING THE FOLLOWING:

Subject: Bid Questions

Location: Tappan Zee HS

Information is Requested By: Angie Ehlers - Document Coordinator / Hush Electrical Contracting

MESSAGE:

#5. Phasing Schedule issued in Addendum #1 does not highlight Area's F & G - when is the work scheduled take place?

#6. Per the plans Area F includes the Boiler Room, the phasing schedule only has the Boiler Room highlighted. Should that highlight include the rest of the rooms shown in Area F on plans?

5.REVISED PHASING PLANS WILL BE ISSUED TODAYS ADDENDUM
6.REVISED PHASING PLANS WILL BE ISSUED TODAYS ADDENDUM
LFASCIGLIONE 11/15/24

Contractors Name: Hush Electrical Contracting

By: Angie Ehlers - Document Coordinator Date: 11/14/24

CPL
26 IBM Road
Poughkeepsie NY, 12601
CPLteam.com
800.294.9000 TEL

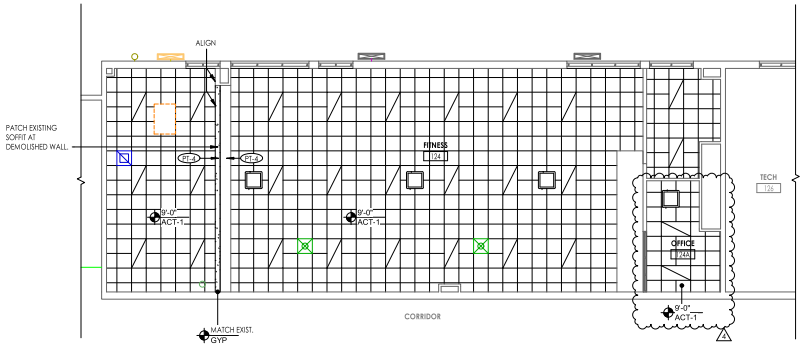

2 A601 **AREA E - REFLECTED CEILING PLAN - FITNESS ROOM**
1/8" = 1'-0"

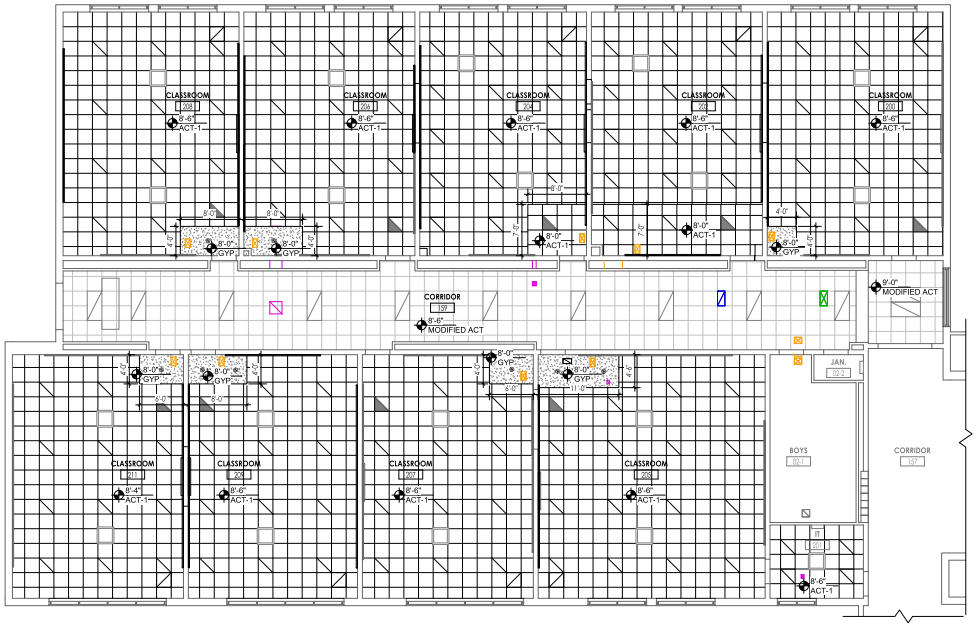

1 A601 **AREA B - FIRST FLOOR REFLECTED CEILING PLAN**
1/8" = 1'-0"

GENERAL CEILING NOTES

1. ALL DRAWINGS ARE GRAPHIC REPRESENTATION OF APPROXIMATE LOCATIONS OF NEW MATERIALS FOR CONSTRUCTION. IT IS THE CONTRACTOR'S RESPONSIBILITY TO FIELD VERIFY ALL CONDITIONS PRIOR TO COMMENCEMENT OF WORK.
2. REFER TO A200 SERIES FOR FLOOR PLAN.
3. FOR ANY DISCREPANCY BETWEEN THE REFLECTED CEILING PLAN AND THE FLOOR PLAN: THE FLOOR PLAN SHALL TAKE PRECEDENCE. ANY DISCREPANCY SHALL BE CALLED TO THE ATTENTION OF THE ARCHITECT.
4. FIRE STOP MECHANICAL, ELECTRICAL AND PLUMBING ITEMS, INCLUDING BUT NOT LIMITED TO DUCTWORK AND CONDUIT PENETRATIONS THROUGH FLOORS AND WALLS.
5. COORDINATE CEILING INSTALLATIONS WITH MECHANICAL, ELECTRICAL AND PLUMBING DRAWINGS.
6. REFER TO "H" SERIES DRAWINGS FOR DIFFUSERS AND GRILLE LOCATIONS.
7. REFER TO "E" SERIES DRAWINGS FOR LIGHTING TYPES AND CONTROLS.
8. REFER TO "P" OR "FP" SERIES DRAWINGS FOR SPRINKLER HEAD LOCATIONS.
9. WORK AREAS SHALL BE MAINTAINED AND ALL WORK AREAS SHALL BE LEFT BROOMED CLEAN AT THE END OF EACH DAY.
10. CENTER CEILING GRID (EACH WAY) IN ROOMS SCHEDULED TO RECEIVE ACOUSTICAL CEILING SYSTEMS UNLESS OTHERWISE NOTED.
11. VERIFY WITH ARCHITECT THE INSTALLATION OF ANY CEILING TILES LESS THAN 4' IN WIDTH.
12. PROVIDE MOISTURE RESISTANT GYP. BD. AT ALL TOILET ROOM, JANITOR'S CLOSET AND OTHER WET LOCATION CEILING ASSEMBLIES.
13. ALL GYP. BD. CEILINGS AND SOFFITS SHALL BE PRIMED AND PAINTED SCHEDULED COLOR ON ALL FACES AND UNDERSIDE SURFACE.
14. VERIFY SOFFIT SIZE WITH MILLWORK SHOP DRAWINGS. PROVIDE 2" OVERHANG ON EXPOSED EDGES UNLESS NOTED OTHERWISE.
15. WHERE APPLICABLE ALL FIXTURES AND DEVICES SHALL BE CENTERED ON A CEILING TILE.
16. INSTALL CONTROL JOINTS IN GYP. CEILINGS PER ASTM C 840.

CEILING SYMBOL LEGEND

NOTE: THIS LEGEND MAY CONTAIN SYMBOLS THAT ARE NOT USED IN THIS PROJECT.

	2'X2' LIGHT BY E.C.
	SUPPLY AIR DIFFUSERS BY M.C.
	RETURN AIR REGISTER BY M.C.
GYP BD	GYPSUM WALL BOARD CEILING
	ACOUSTICAL CEILING TILES
	RE-INSTALL SALVAGED ACOUSTICAL CEILING TILES
9'-0" ACT-1	CEILING TYPE AND CEILING HEIGHT ABOVE FINISHED FLOOR
9'-0" MODIFIED ACT	MODIFIED ACT CEILING SYSTEM BY GC PROVIDE NEW GRID & REINSTALL SALVAGED CEILING TILES

KEY PLAN:

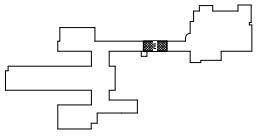

KEY PLAN:

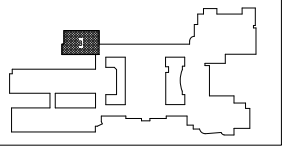

CPL | Architecture Engineering Planning
26 IBM Road
Poughkeepsie, NY 12601
CPLlearn.com
NY ENGINEERING FIRM CERTIFICATE #0021419

SOUTH ORANGETOWN Central School District
Capital Improvements Bond
Essential Infrastructure for Student Health, Safety and Success

PROJECT INFORMATION

Project Number
R22.14457.20

Client Name
SOUTH ORANGETOWN CENTRAL SCHOOL DISTRICT

Project Name
PHASE 2: 2022 BOND

TAPPAN ZEE HIGH SCHOOL

Building Address
15 DUTCH HILL ROAD, ORANGEBURG, NY 10962

SED # 93-03-01-06-0-006-033

Registration Expiration Dates
Lauren Forjas 09/08/26
Anthony Marchetti 03/01/27
Dave Hart 02/28/25
Jennifer Wangender 06/08/27

PROJECT ISSUE & REVISION SCHEDULE

#	Date	Description
4	11/15/2024	BID ADDENDUM #4

PROFESSIONAL STAMPS

NEW YORK STATE EDUCATION STATEMENT

IT IS A VIOLATION OF THE NEW YORK STATE EDUCATION LAW AND THE TO CHANGE/ALTER ANY ITEM ON THIS DOCUMENT IN ANY WAY. ONLY THE ARCHITECT OF RECORD, OR THE ARCHITECT, ENGINEER OR LANDSCAPE ARCHITECT OF RECORD'S SEALED AND SIGNED COPY, IS A LEGAL BINDING FACSIMILE OF THE ARCHITECT, ENGINEER OR LANDSCAPE ARCHITECT OF RECORD. THE AUTHENTIC ORIGINAL SEALED AND SIGNED COPY OF THIS DOCUMENT IS ON FILE AT THE OFFICE OF THE ARCHITECT OF THE THREE SIGNATORY AND THE DATE OF SEAL IS AUTHENTICATED. ANY ALTERED DOCUMENT BEARING THE SEAL OF THE ARCHITECT, ENGINEER OR LANDSCAPE ARCHITECT OF RECORD IS ALSO A VIOLATION OF THE LAW. ALTERED DOCUMENTS MUST BE CLEARLY MARKED AS ALTERED AND INCLUDE A DESCRIPTION OF THE ALTERATION.

SHEET INFORMATION

Issued
10/25/2024

Scale
As indicated

Project Status
BID DOCUMENTS

Drawn By
LF

Checked By
LT

Drawing Title
AREA B & E REFLECTED CEILING PLAN

Drawing Number
TZHS
A601

11/15/2024 4:16:38 PM \\project\location\REVIT PROJECT FILES ON BIM 360

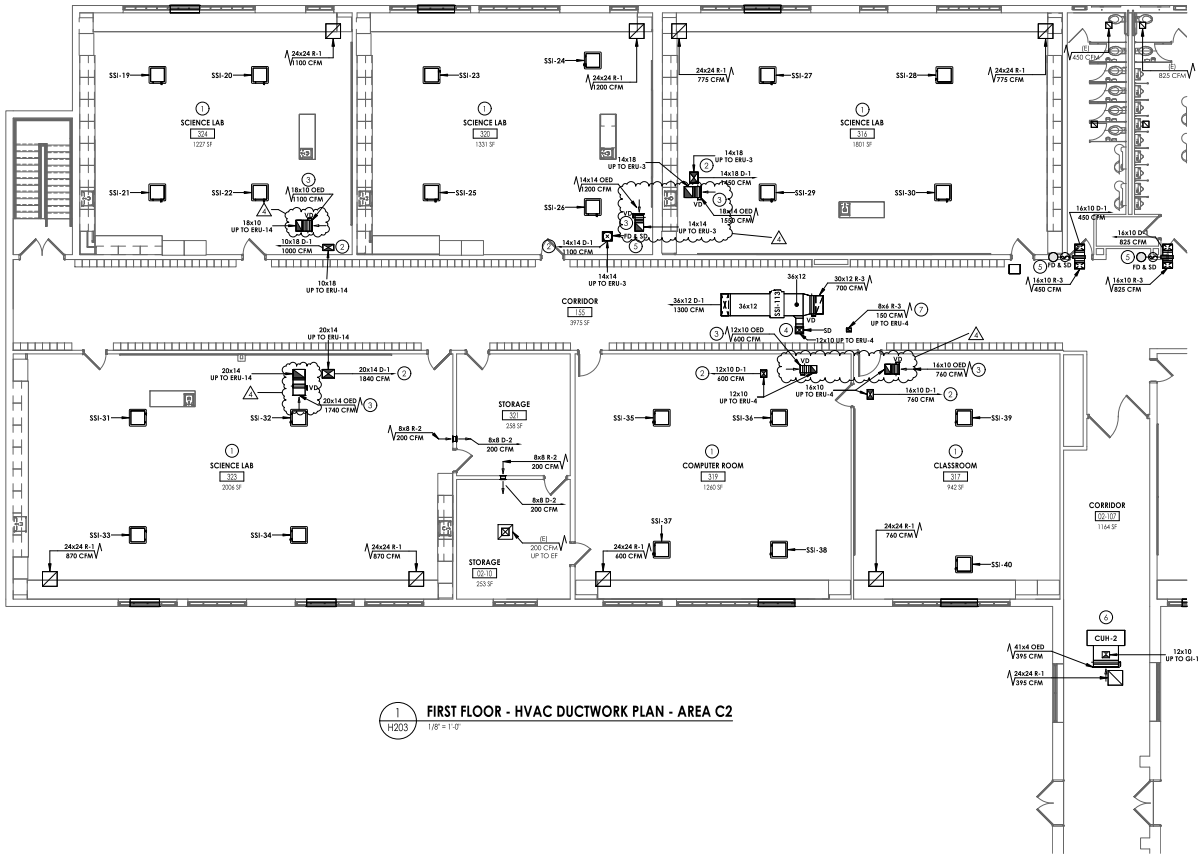

1 / H203 **FIRST FLOOR - HVAC DUCTWORK PLAN - AREA C2**

1/8" = 1'-0"

KEY NOTES

1. MOUNT SPLIT UNIT IN JOIST SPACE. REMOVE BRACING AS NEEDED FOR INSTALLATION. PROVIDE NEW BRACING IN NEW LOCATION IF EXISTING BRACING IS REMOVED. COORDINATE WITH ARCHITECURAL, STRUCTURAL, AND LIGHTING.
2. SUPPLY DUCTWORK DOWN FROM ROOF TO SUPPLY GRILLE IN CEILING. COORDINATE WITH STRUCTURAL.
3. RETURN/RELIEF DUCTWORK FROM OPEN DUCT ABOVE CEILING UP TO ROOF DUCTWORK. COORDINATE WITH STRUCTURAL.
4. SUPPLY DUCTWORK DOWN FROM ROOF TO EQUIPMENT AS SHOWN.
5. ALL FIRE SMOKE DAMPERS ARE 120V.
6. INSTALL CABINET UNIT HEATER IN ACT CEILING GRID AND COORDINATE WITH ARCHITECTURAL, STRUCTURAL, AND LIGHTING. ROUTE DUCTWORK UP TO GRAVITY INTAKE ON THE ROOF.
7. RETURN/RELIEF DUCTWORK FROM CEILING MOUNTED GRILLE WITH DUCTWORK ROUTED UP TO ROOF DUCTWORK. COORDINATE WITH STRUCTURAL.

KEY PLAN:

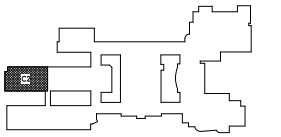

CPL | Architecture Engineering Planning
26 IBM Road
Poughkeepsie, NY 12601
CPLteam.com

NY ENGINEERING FIRM CERTIFICATE #0021419

SOUTH ORANGETOWN Central School District
Capital Improvements Bond
Essential Infrastructure for Student Health, Safety and Success

PROJECT INFORMATION

Project Number
14457.20

Client Name
SOUTH ORANGETOWN CENTRAL SCHOOL DISTRICT

Project Name
PHASE 2: 2022 BOND

TAPPAN ZEE HIGH SCHOOL

Building Address
160 VAN WYCK RD., BLAUVELT, NY 10913

SED # 93-03-01-06-0-006-033

Registration Expiration Dates
Lauren Fazio 09/08/26
Anthony Marchetti 03/01/27
Dave Hart 02/08/25
Jennifer Wangender 06/08/27

PROJECT ISSUE & REVISION SCHEDULE

#	Date	Description
3	11/08/24	BID ADDENDUM #3
4	11/15/24	BID ADDENDUM #4

PROFESSIONAL STAMPS

NEW YORK STATE EDUCATION STATEMENT

IT IS A VIOLATION OF THE NEW YORK STATE EDUCATION LAW AND THE CONNOISSEURSHIP LAWS OF THE STATE OF NEW YORK FOR ANY PERSON, UNLESS ACTING UNDER THE DIRECTION OF AN ARCHITECT, ENGINEER OR LAND SURVEYOR, TO ALTER IN ANY WAY, A FINAL, SEALED, BRANDED PAPER OR DIGITAL OF AN ARCHITECT, ENGINEER OR SURVEYOR'S DESIGN. THE ALTERING ARCHITECT, ENGINEER OR LAND SURVEYOR SHALL ADD TO THE DOCUMENT THE PHRASE "ALTERED BY" FOLLOWED BY THEIR NAME AND THE DATE OF SUCH ALTERATION, AND A SPECIFIC DESCRIPTION OF THE ALTERATION.

SHEET INFORMATION

Issued
10/25/2024

Scale
1/8" = 1'-0"

Project Status
BID DOCUMENTS

Drawn By
KCM

Checked By
JJM

Drawing Title
FIRST FLOOR DUCTWORK PLAN - AREA C2

Drawing Number
TZHS
H203

11/13/2024 3:28:27 PM <project location>\REVIT PROJECT FILES ON BIM 360

KEY NOTES

1. MOUNT SPLIT UNIT IN JOIST SPACE. REMOVE BRACING AS NEEDED FOR INSTALLATION. PROVIDE NEW BRACING IN NEW LOCATION IF EXISTING BRACING IS REMOVED. COORDINATE WITH ARCHITECURAL, STRUCTURAL, AND LIGHTING.
2. SUPPLY DUCTWORK DOWN FROM ROOF TO SUPPLY GRILLE IN CEILING. COORDINATE WITH STRUCTURAL.
3. RETURN/RELIEF DUCTWORK FROM OPEN DUCT ABOVE CEILING UP TO ROOF DUCTWORK. COORDINATE WITH STRUCTURAL.
4. SUPPLY DUCTWORK DOWN FROM ROOF TO EQUIPMENT AS SHOWN.
5. RETURN/RELIEF DUCTWORK FROM CEILING MOUNTED GRILLE WITH DUCTWORK ROUTED UP TO ROOF DUCTWORK. COORDINATE WITH STRUCTURAL.

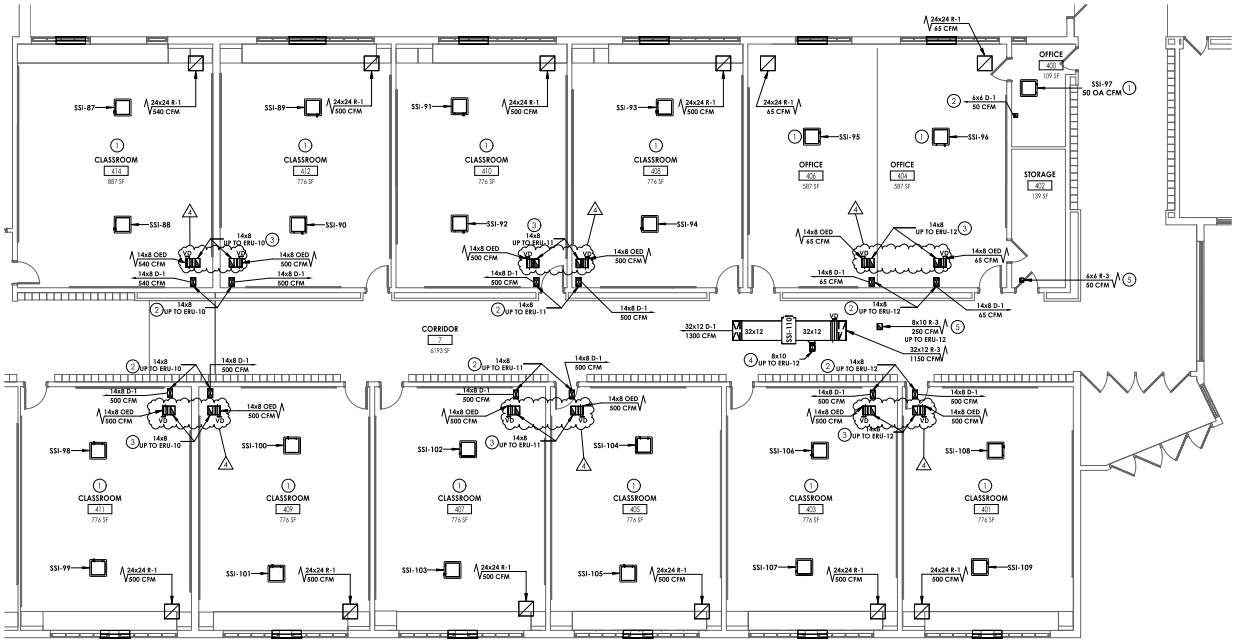

1 H204 **FIRST FLOOR - HVAC DUCTWORK PLAN - AREA D1**

1/8" = 1'-0"

KEY PLAN:

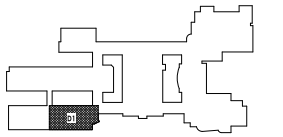

CPL | Architecture Engineering Planning
26 IBM Road
Poughkeepsie, NY 12601
CPLteam.com

NY ENGINEERING FIRM CERTIFICATE #0021419

SOUTH ORANGETOWN Central School District

Capital Improvements Bond

Essential Infrastructure for Student Health, Safety and Success

PROJECT INFORMATION

Project Number
14457.20

Client Name
SOUTH ORANGETOWN CENTRAL SCHOOL DISTRICT

Project Name
PHASE 2: 2022 BOND

TAPPAN ZEE HIGH SCHOOL

Building Address
160 VAN WYCK RD., BLAUVELT, NY 10913

SED # 93-03-01-06-0-006-033

Registration Expiration Dates
Lauren Fazio 09/08/26
Anthony Marchetti 03/01/27
Dave Hart 02/28/25
Jennifer Wangender 06/30/27

PROJECT ISSUE & REVISION SCHEDULE

#	Date	Description
3	11/08/24	BID ADDENDUM #3
4	11/15/24	BID ADDENDUM #4

PROFESSIONAL STAMPS

NEW YORK STATE EDUCATION STATEMENT

IT IS A VIOLATION OF THE NEW YORK STATE EDUCATION LAW AND THE CONNOISSEURSHIP LAWS FOR ANY PERSON, UNLESS ACTING UNDER THE DIRECTION OF A LICENSED ARCHITECT, ENGINEER OR LAND SURVEYOR, TO ALTER AN ITEM IN ANY WAY. A VIOLATION, BRINGS THE SEAL OF THE ARCHITECT, ENGINEER OR SURVEYOR IS ACCEPTED. THE ALTERING ARCHITECT, ENGINEER OR LAND SURVEYOR SHOULD ADD HIS/HER SEAL TO THE DOCUMENT, THEN SIGNIFY AND DATE THE SEAL AS ALTERED, INCLUDE A DESCRIPTION OF THE ALTERATION.

SHEET INFORMATION

Issued: 10/25/2024
Scale: 1/8" = 1'-0"
Project Status: BID DOCUMENTS
Drawn By: KCM
Checked by: JJM
Drawing Title: FIRST FLOOR DUCTWORK PLAN - AREA D1

Drawing Number
TZHS
H204

11/13/2024 12:55:03 PM sangject location\REVIT PROJECT FILES ON BIM 360

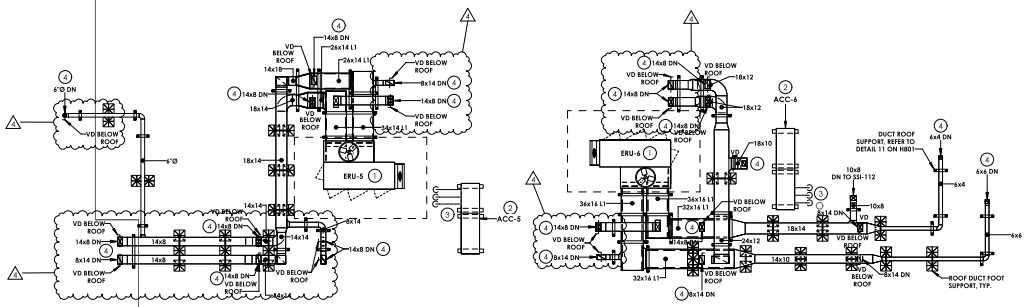

1 H212 **ROOF - HVAC DUCTWORK PLAN - AREA C1**
1/8" = 1'-0"

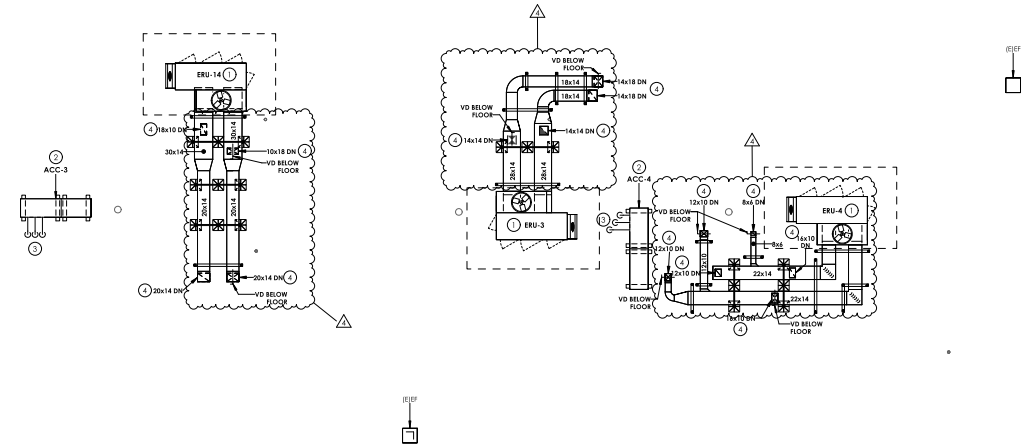

2 H212 **ROOF - HVAC DUCTWORK PLAN - AREA C2**
1/8" = 1'-0"

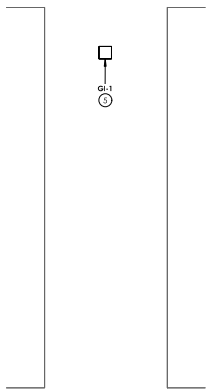

3 H212 **ROOF - HVAC DUCTWORK PLAN - AREA C-D CORRIDOR**
1/8" = 1'-0"

KEY PLAN:

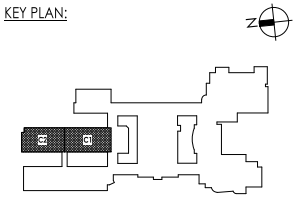

GENERAL NOTES

1. MECHANICAL CONTRACTOR SHALL PROVIDE ALL ANCHORS/FASTENERS/BRACKETS INDICATED BY SPECIFICATION SECTION 230550.

KEY NOTES

1. MOUNT ENERGY RECOVERY UNIT ON A HORIZONTAL DISCHARGE CURB AT LEAST 24" HIGH. PROVIDE SUPPORTS FOR ALL ROOF MOUNTED DUCTWORK. SPILL CONDENSATE TO ROOF. PREPARE FOR CONNECTION TO CONTROLS.
2. MOUNT CONDENSING UNIT TO 14" EQUIPMENT RAILS. VIBRATION INSULATION AND PIPE PORTAL. REFERENCE WIND RESTRAINT FOR HVAC SYSTEMS IN SPEC SECTION 230550.
3. ROUTE NEW RS/RL LINES DOWN THROUGH ROOF. COORDINATE WITH EXISTING ROOFING AND STRUCTURE. INSTALL PER MANUFACTURE'S INSTRUCTIONS.
4. DUCTWORK DOWN TO SPACE BELOW.
5. MOUNT GRAVITY INTAKE FAN ON 14" CURB WITH VIBRATION INSULATION. ROUTE DUCTWORK TO CUH-2 RETURN DUCT.

CPL | Architecture Engineering Planning
26 IBM Road
Poughkeepsie, NY 12601
CPLteam.com
NY ENGINEERING FIRM CERTIFICATE #0021419

SOUTH ORANGETOWN Central School District
Capital Improvements Bond
Essential Infrastructure for Student Health, Safety and Success

PROJECT INFORMATION

Project Number
14457.20

Client Name
SOUTH ORANGETOWN CENTRAL SCHOOL DISTRICT

Project Name
PHASE 2: 2022 BOND

TAPPAN ZEE HIGH SCHOOL

Building Address
160 VAN WYCK RD., BLAUVELT, NY 10913

SED # 93-03-01-06-0-006-033

Registration Expiration Dates
Lauren Fazio 09/08/26
Anthony Marchetti 03/01/27
Dave Hart 02/28/25
Jennifer Wangender 06/08/27

PROJECT ISSUE & REVISION SCHEDULE

#	Date	Description
3	11/08/24	BID ADDENDUM #3
4	11/15/24	BID ADDENDUM #4

PROFESSIONAL STAMPS

NEW YORK STATE EDUCATION STATEMENT
IT IS A VIOLATION OF THE NEW YORK STATE EDUCATION LAW AND THE TO CHANGE OR ALTER ANY ITEM ON THIS DOCUMENT IN ANY WAY. ALTERATIONS ARE ONLY TO BE MADE BY THE ARCHITECT, ENGINEER OR LAND SURVEYOR. IT IS ALSO AN VIOLATION FOR ANY PLAN OR DRAWING PREPARED BY THE ARCHITECT, ENGINEER OR SURVEYOR IS ALTERED. THE ALTERING ARCHITECT, ENGINEER OR SURVEYOR MUST ADD TO THE ORIGINAL DOCUMENT THE WORDS "ALTERED BY" FOLLOWED BY HIS OR HER SIGNATURE AND THE DATE OF SUCH ALTERATION, AND A SPECIFIC DESCRIPTION OF THE ALTERATION.

SHEET INFORMATION

Issued
10/25/2024

Scale
1/8" = 1'-0"

Project Status
BID DOCUMENTS

Drawn By
KCM

Checked By
JJM

Drawing Title
ROOF DUCTWORK AND PIPING PLANS - AREAS C1 AND C2

Drawing Number
TZHS
H212

11/13/2024 12:55:05 PM <project location>\Revit PROJECT FILES ON BIM 360

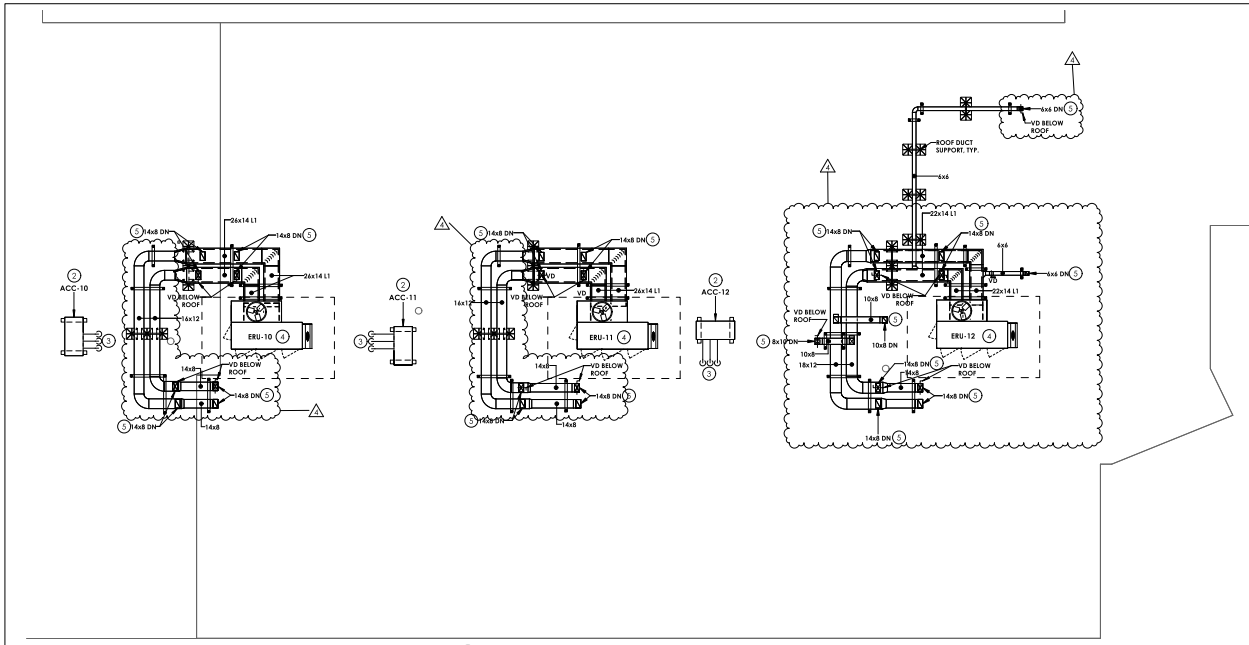

1 H213 **ROOF - HVAC DUCTWORK PLAN - AREA D1**

1/8" = 1'-0"

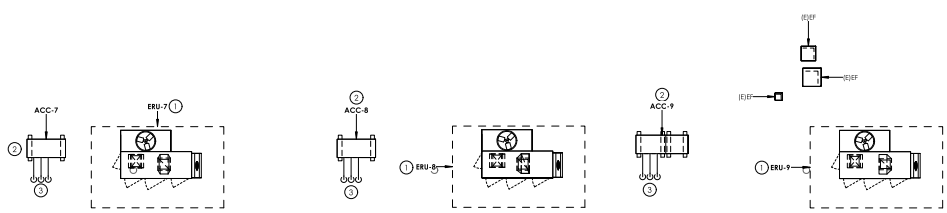

2 H213 **ROOF - HVAC DUCTWORK PLAN - AREA D2**

1/8" = 1'-0"

GENERAL NOTES

1. MECHANICAL CONTRACTOR SHALL PROVIDE ALL ANCHORS/FASTENERS/BRACKETS INDICATED BY SPECIFICATION SECTION 230550.

KEY NOTES

1. MOUNT ENERGY RECOVERY UNIT ON 14" CURB WITH VIBRATION INSULATION. SPILL CONDENSATE TO ROOF. PREPARE FOR CONNECTION TO CONTROLS.
2. MOUNT CONDENSING UNIT TO 14" EQUIPMENT RAILS. VIBRATION INSULATION AND PIPE PORTAL. REFERENCE WIND RESTRAINT FOR HVAC SYSTEMS IN SPEC SECTION 230550.
3. ROUTE NEW RS/RL LINES DOWN THROUGH ROOF. COORDINATE WITH EXISTING ROOFING AND STRUCTURE. INSTALL PER MANUFACTURE'S INSTRUCTIONS.
4. MOUNT ENERGY RECOVERY UNIT ON A HORIZONTAL DISCHARGE CURB AT LEAST 24" HIGH. PROVIDE SUPPORTS FOR ALL ROOF MOUNTED DUCTWORK. SPILL CONDENSATE TO ROOF. PREPARE FOR CONNECTION TO CONTROLS.
5. DUCTWORK DOWN TO SPACE BELOW.

KEY PLAN:

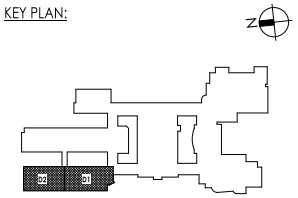

CPL | Architecture Engineering Planning
26 IBM Road
Poughkeepsie, NY 12601
CPLteam.com
NY ENGINEERING FIRM CERTIFICATE #0021419

SOUTH ORANGETOWN Central School District
Capital Improvements Bond
Essential Infrastructure for Student Health, Safety and Success

PROJECT INFORMATION

Project Number
14457.20

Client Name
SOUTH ORANGETOWN CENTRAL SCHOOL DISTRICT

Project Name
PHASE 2: 2022 BOND

TAPPAN ZEE HIGH SCHOOL

Building Address
160 VAN WYCK RD., BLAUVELT, NY 10913

SED # 93-03-01-06-0-006-033

Registration Expiration Dates
Lauren Fargo 09/08/08
Anthony Marchetti 03/01/07
Dave Hart 02/08/05
Jennifer Wangender 06/08/07

PROJECT ISSUE & REVISION SCHEDULE

#	Date	Description
3	11/08/24	BID ADDENDUM #3
4	11/15/24	BID ADDENDUM #4

PROFESSIONAL STAMPS

NEW YORK STATE EDUCATION STATEMENT

IT IS A VIOLATION OF THE NEW YORK STATE EDUCATION LAW AND THE STANDARDS OF PROFESSIONAL CONDUCT FOR ANY PERSON, UNLESS ACTING UNDER THE DIRECTION OF A LICENSED ARCHITECT, ENGINEER OR LAND SURVEYOR, TO ALTER AN ITEM IN ANY WAY. A VIOLATION, BRINGING THE SEAL OF AN ARCHITECT, ENGINEER OR SURVEYOR IS ACCEPTABLE. THE ALTERING ARCHITECT, ENGINEER OR LAND SURVEYOR MAY ADD TO THE ORIGINAL DOCUMENT THEIR SEAL, THE WORD "ALTERED" AND THE INITIALS OF THE ALTERING ARCHITECT, ENGINEER OR LAND SURVEYOR, AND A SPECIFIC DESCRIPTION OF THE ALTERATION.

SHEET INFORMATION

Issued
10/25/2024

Scale
1/8" = 1'-0"

Project Status
BID DOCUMENTS

Drawn By
KCM

Checked By
JJM

Drawing Title
ROOF DUCTWORK AND PIPING PLANS - AREAS D1 AND D2

Drawing Number
TZHS
H213

11/13/2024 12:55:05 PM scriptect location: REVIT PROJECT FILES ON BIM 360

ENERGY RECOVERY UNIT

TAG	LOCATION	AREA SERVED	SA/OA (CFM)	EA (CFM)	RA (CFM)	SUPPLY FAN: FAN TYPE	SUPPLY FAN: E.S.P. (IN. WC)	SUPPLY FAN: RPM	SUPPLY FAN: BHP	SUPPLY FAN: HP	EXHAUST FAN: FAN TYPE	EXHAUST FAN: E.S.P. (IN. WC)	EXHAUST FAN: RPM	EXHAUST FAN: BHP	EXHAUST FAN: HP	HEATING TYPE	FROST CONTROL	OPERATING WEIGHT (LBS)	FILTERS	UNIT ELECTRICAL REQUIREMENTS: V/Ø/HZ	FLA	MCA
ERU-1	ROOF	CLASSROOMS	2000	2000	-	PLENUM	1	1812	1.63	2	PLENUM	0.5	1551	0.76	2	ELECTRIC	YES	1573	2" PRE-FILTER/4" MERV 13	208/3/60	120	150
ERU-2	ROOF	CLASSROOMS	3245	2720	-	PLENUM	1.66	1239	1.98	3	PLENUM	0.66	986	1.32	2	ELECTRIC	YES	3501	2" PRE-FILTER/4" MERV 13	208/3/60	186	191
ERU-3	ROOF	SCIENCE LABS	2550	2750	-	PLENUM	1	2064	2.33	3	PLENUM	0.65	1872	1.31	2	ELECTRIC	YES	1721	2" PRE-FILTER/4" MERV 13	208/3/60	158	192
ERU-4	ROOF	CLASSROOMS	1960	1510	-	PLENUM	1	1734	1.42	2	PLENUM	0.5	1470	0.65	2	ELECTRIC	YES	1561	2" PRE-FILTER/4" MERV 13	208/3/60	104	126
ERU-5	ROOF	CLASSROOMS	2550	2500	-	PLENUM	1.2	2097	2.46	3	PLENUM	0.65	1791	1.16	2	ELECTRIC	YES	1721	2" PRE-FILTER/4" MERV 13	208/3/60	158	192
ERU-6	ROOF	CLASSROOMS	3385	2610	-	PLENUM	2.85	1449	4.05	5	PLENUM	0.65	1000	1.38	2	ELECTRIC	YES	3487	2" PRE-FILTER/4" MERV 13	208/3/60	149	187
ERU-7	ROOF	CLASSROOMS	2000	2000	-	PLENUM	1	1812	1.63	2	PLENUM	0.5	1551	0.76	2	ELECTRIC	YES	1573	2" PRE-FILTER/4" MERV 13	208/3/60	120	150
ERU-8	ROOF	CLASSROOMS	2000	2000	-	PLENUM	1	1812	1.63	2	PLENUM	0.5	1551	0.76	2	ELECTRIC	YES	1573	2" PRE-FILTER/4" MERV 13	208/3/60	120	150
ERU-9	ROOF	CLASSROOMS	1840	1840	-	PLENUM	1	1744	1.44	2	PLENUM	0.5	1483	0.66	1	ELECTRIC	YES	1560	2" PRE-FILTER/4" MERV 13	208/3/60	101	123
ERU-10	ROOF	CLASSROOMS	2040	2040	-	PLENUM	1	1827	1.66	2	PLENUM	0.5	1562	0.78	1	ELECTRIC	YES	1560	2" PRE-FILTER/4" MERV 13	208/3/60	122	149
ERU-11	ROOF	CLASSROOMS	2000	2000	-	PLENUM	1	1812	1.63	2	PLENUM	0.5	1551	0.76	2	ELECTRIC	YES	1573	2" PRE-FILTER/4" MERV 13	208/3/60	120	150
ERU-12	ROOF	CLASSROOMS	1430	1430	-	PLENUM	1	2042	1.03	2	PLENUM	0.5	1319	0.45	1	ELECTRIC	YES	1547	2" PRE-FILTER/4" MERV 13	208/3/60	96	120
ERU-14	ROOF	SCIENCE LABS	2840	2840	-	PLENUM	1	2198	2.79	5	PLENUM	1	2001	1.63	2	ELECTRIC	YES	1733	2" PRE-FILTER/4" MERV 13	208/3/60	184	222

ENERGY RECOVERY PERFORMANCE SCHEDULE

TAG	WINTER CONDITIONS									SUMMER CONDITIONS									TYPICAL UNIT MFG & MODEL NO.	NOTES:
	WHEEL ENTERING CONDITIONS				WHEEL LEAVING CONDITIONS				EFFECTIVENESS @ WINTER DESIGN	WHEEL ENTERING CONDITIONS				WHEEL LEAVING CONDITIONS				EFFECTIVENESS @ SUMMER DESIGN		
	OUTSIDE AIR		RETURN AIR		SUPPLY AIR		EXHAUST AIR			OUTSIDE AIR		RETURN AIR		SUPPLY AIR		EXHAUST AIR				
	DB (°F)	WB (°F)	DB (°F)	WB (°F)	DB (°F)	WB (°F)	DB (°F)	WB (°F)	TOTAL %	DB (°F)	WB (°F)	DB (°F)	WB (°F)	DB (°F)	WB (°F)	DB (°F)	WB (°F)	TOTAL %		
ERU-1	-7	-8	68	50	45.9	35.2	14.7	14.7	68.3	90	71	75	62	79.1	65.5	85.7	67.7	61.2	AAON RNA-007-A-A-8-GJA0A-A05NC	1,2,3,4
ERU-2	-7	-8	68	50	47.7	38	11.8	10.9	73.9	90	71	75	62	78.7	64.5	86	68.7	73.3	AAON RNA-011-C-A-8-GJA0C-B04NB	1,2,3,4
ERU-3	-7	-8	68	50	34.2	26.9	28.3	25.2	68.2	90	71	75	62.5	81.5	67	83	66.6	61.6	AAON RNA-010-A-A-8-GJB0A-A06NE	1,2,3,4
ERU-4	-7	-8	68	50	46.3	36.1	13.2	13.2	70.7	90	71	75	62.5	79	65.4	85.8	68.3	66.6	AAON RNA-006-A-A-8-GJA0A-A45NC	1,2,3,4
ERU-5	-7	-8	68	50	65	27.4	24.6	22.5	68.2	90	71	75	62.5	81.3	66.9	83.7	67	61.6	AAON RNA-010-A-A-8-GJB0A-A06NE	1,2,3,4
ERU-6	-7	-8	68	50	47.8	38.1	11.8	10.7	74.1	90	71	75	62	78.7	64.4	86	68.8	73.7	AAON RNA-011-C-A-8-GJA0C-B03NB	1,2,3,4
ERU-7	-7	-8	68	50	45.9	35.2	14.7	14.7	68.3	90	71	75	62	79.1	65.5	85.7	67.7	61.2	AAON RNA-007-A-A-8-GJA0A-A05NC	1,2,3,4
ERU-8	-7	-8	68	50	45.9	35.2	14.7	14.7	68.3	90	71	75	62	79.1	65.5	85.7	67.7	61.2	AAON RNA-007-A-A-8-GJA0A-A05NC	1,2,3,4
ERU-9	-7	-8	68	50	46	35.5	14.2	14.2	69.1	90	71	75	62	79.1	65.4	85.7	67.9	62.9	AAON RNA-007-A-A-8-GJA0A-A04NC	1,2,3,4
ERU-10	-7	-8	68	50	44.8	34.5	15.7	15.5	68.3	90	71	75	62	79.3	65.6	85.5	67.6	61.2	AAON RNA-007-A-A-8-GJA0A-A05ND	1,2,3,4
ERU-11	-7	-8	68	50	45.9	35.2	14.7	14.7	68.3	90	71	75	62	79.1	65.5	85.7	67.7	61.2	AAON RNA-007-A-A-8-GJA0A-A05NC	1,2,3,4
ERU-12	-7	-8	68	50	46.3	36.3	12.9	12.9	71.1	90	71	75	62	79	65.1	85.8	68.2	67.1	AAON RNA-006-A-A-8-GJA0A-A04NB	1,2,3,4
ERU-14	-7	-8	70	55	30.6	26.4	32.4	30.1	66.2	90	71	75	62.5	82.4	67.5	82.8	66.5	61.2	AAON RNA-010-A-A-8-GJB0A-A06NF	1,2,3,4

NOTES:
1. FACTORY MOUNTED AND WIRED DISCONNECT.
2. FRESH AIR AND EXHAUST DAMPERS.
3. TERMINAL STRIP FOR BMS CONTROL OF FAN AND DAMPERS.
4. DIRTY FILTER SENSORS.

HEAT PUMP PERFORMANCE SCHEDULE

TAG	TYPE	FINS PER INCH	ROWS	FACE VEL	COIL PD	REF.	COMP QTY	COOLING: TOTAL CAPACITY (MBH)	COOLING: SENSIBLE (MBH)	COOLING: EAT(F) DB/WB	COOLING: COIL LAT(F) DB/WB	REHEAT: CAPACITY (MBH)	REHEAT: LAT(F) DB/WB	HEATING: OAT (°F)	HEATING: RAT (°F)	HEATING: EAT (°F)	HEATING: TOTAL CAPACITY (MBH)	HEATING: INPUT (kW)
ERU-1	AIR TO AIR	14	4	235.1	0.17	454B	1	73.2	52.6	79.1/65.5	52.3/52.0	48.5	75.0/60.9	-7	68	45.9	128.3	37.6
ERU-2	AIR TO AIR	14	4	222.5	0.15	454B	2	115.4	88.5	78.1/64.1	51.1/50.7	72.9	72.1/59.2	-7	68	51	205.1	60.1
ERU-3	AIR TO AIR	14	6	291.4	0.38	454B	1	110.6	75.9	81.5/67.0	51.2/51.1	64.7	75.0/60.5	-7	68	34.2	153.9	45.1
ERU-4	AIR TO AIR	14	4	230.4	0.15	454B	1	64.9	49	78.1/64.8	52.8/52.5	46.6	75.0/61.1	-7	68	51.2	102.4	30
ERU-5	AIR TO AIR	14	6	291.4	0.38	454B	1	109.9	75.2	81.2/66.8	51.0/50.9	65.2	75.0/60.4	-7	68	35.7	153.9	45.1
ERU-6	AIR TO AIR	14	4	232.1	0.16	454B	2	110.2	84.6	77.9/63.9	51.4/51.0	73.2	71.6/59.2	-7	68	52.4	153.9	45.1
ERU-7	AIR TO AIR	14	4	235.1	0.17	454B	1	73.2	52.6	79.1/65.5	52.3/52.0	48.5	75.0/60.9	-7	68	45.9	128.3	37.6
ERU-8	AIR TO AIR	14	4	235.1	0.17	454B	1	73.2	52.6	79.1/65.5	52.3/52.0	48.5	75.0/60.9	-7	68	45.9	128.3	37.6
ERU-9	AIR TO AIR	14	4	216.3	0.15	454B	1	72	50.9	79.1/65.4	51.1/50.8	47	75.0/60.3	-7	68	46	102.4	30
ERU-10	AIR TO AIR	14	4	239.8	0.17	454B	1	73.6	53.3	79.3/65.6	52.7/52.3	48.7	75.0/61.0	-7	68	44.8	128.3	37.6
ERU-11	AIR TO AIR	14	4	235.1	0.17	454B	1	73.2	52.6	79.1/65.5	52.3/52.0	48.5	75.0/60.9	-7	68	45.9	128.3	37.6
ERU-12	AIR TO AIR	14	4	168.1	0.1	454B	1	61.4	42.9	79.0/65.1	49.0/48.8	39.6	75.0/59.5	-7	68	46.3	102.4	30
ERU-14	AIR TO AIR	14	6	324.6	0.43	454B	1	113.3	80.7	82.4/67.5	53.1/53.0	66	75.0/61.4	-7	70	30.6	153.9	45.1

MAXIMUM SOUND POWER (Dd RE:10^{-12} WATTS)

TAG	SOUND SOURCE	OCTAVE BAND AND CENTER FREQUENCY (HZ): 1 (62.5)	2 (125)	3 (250)	4 (500)	5 (1000)	6 (2000)	7 (4000)	8 (8000)
ERU-1	DISC.	85	83	86	82	74	72	69	64
	INLET	81	80	77	71	69	66	62	58
ERU-2	DISC.	88	87	90	94	92	89	84	77
	INLET	83	83	79	72	72	68	61	55
ERU-3	DISC.	87	86	88	85	78	75	72	67
	INLET	84	84	80	76	73	71	68	64
ERU-4	DISC.	84	82	85	81	73	70	68	62
	INLET	80	79	76	70	67	65	62	57
ERU-5	DISC.	87	86	88	85	79	76	73	68
	INLET	83	83	80	74	73	69	67	63
ERU-6	DISC.	90	89	89	91	88	87	87	83
	INLET	84	83	78	71	73	70	62	56
ERU-7	DISC.	85	83	86	82	74	72	69	64
	INLET	81	80	77	71	69	66	62	58
ERU-8	DISC.	85	83	86	82	74	72	69	64
	INLET	81	80	77	71	69	66	62	58
ERU-9	DISC.	84	82	85	81	73	71	68	62
	INLET	80	79	77	70	67	65	62	58
ERU-10	DISC.	85	83	86	82	75	72	69	64
	INLET	81	81	77	71	69	66	64	60
ERU-11	DISC.	85	83	86	82	74	72	69	64
	INLET	81	80	77	71	69	66	62	58
ERU-12	DISC.	81	79	81	79	71	69	65	60
	INLET	78	76	72	66	64	62	59	55
ERU-14	DISC.	88	87	89	87	80	76	74	69
	INLET	85	85	81	78	75	72	70	66

REGISTERS, GRILLES, AND DIFFUSERS

TAG	APPLICATION	MATERIAL	TYPE	FINISH	DESIGN EQUIP.	NOTES:
D-1	SUPPLY	STEEL	CEILNG GRILLE	WHITE	PRICE 510	1
D-2	SUPPLY	STEEL	WALLNG GRILLE	WHITE	PRICE 510	1
R-1	RETURN/EA	STEEL	LAY-IN	WHITE	PRICE 80	-
R-2	RETURN/EA	STEEL	WALL GRILLE	WHITE	PRICE 90	2
R-3	RETURN/EA	STEEL	CEILING GRILLE	WHITE	PRICE 535	1

NOTES:
1. SINGLE DEFLECTION, BLADES PARALLEL TO LENGTH.
2. INSULATED BACK PAN.

VRF BRANCH SELECTOR UNITS

TAG	NUMBER OF BRANCHES AVAILABLE	NUMBER OF BRANCHES USED	MAX TOTAL CAPACITY (MBH)	MAX BRANCH CAPACITY (MBH)	CONNECTED TOTAL HEATING CAPACITY (MBH)	CONNECTED TOTAL COOLING CAPACITY (MBH)	DIMENSIONS (H × W × D)	WEIGHT (LBS.)	POWER (V/Ø/HZ)	POWER (WATTS)	TYPICAL UNIT MFG & MODEL NO.
RBU-1	8	8	245	27	216	192	11-3/4 X 26 X 24-5/16	110	208/1/60	226	FUJITSU UTP-RU08DH
RBU-2	12	11	324	27	258	244	11-3/4 X 39 X 24-5/16	159	208/1/60	339	FUJITSU UTP-RU12DH
RBU-3	1	1	60	60	40	72	7-13/16 X 11-3/4 X 10-9/16	24	208/1/60	28	FUJITSU UTP-RU01EH
RBU-4	8	8	245	27	149	147	11-3/4 X 26 X 24-5/16	110	208/1/60	226	FUJITSU UTP-RU08DH
RBU-5	4	4	191	60	108	96	10-1/4 X 25-7/8 X 16-7/8	88	208/1/60	110	FUJITSU UTP-RU04EH
RBU-6	12	12	324	27	286	243	11-3/4 X 39 X 24-5/16	159	208/1/60	339	FUJITSU UTP-RU12DH
RBU-7	4	3	191	60	67	84	10-1/4 X 25-7/8 X 16-7/8	88	208/1/60	110	FUJITSU UTP-RU04EH
RBU-8	12	12	324	27	268	120	11-3/4 X 39 X 24-5/16	159	208/1/60	339	FUJITSU UTP-RU12DH
RBU-9	12	10	324	27	242	132	11-3/4 X 39 X 24-5/16	159	208/1/60	339	FUJITSU UTP-RU12DH
RBU-10	1	1	60	60	40	36	7-13/16 X 11-3/4 X 10-9/16	24	208/1/60	28	FUJITSU UTP-RU01EH
RBU-11	8	8	245	27	188	168	11-3/4 X 26 X 24-5/16	110	208/1/60	226	FUJITSU UTP-RU08DH
RBU-12	8	8	245	27	188	168	11-3/4 X 26 X 24-5/16	110	208/1/60	226	FUJITSU UTP-RU08DH
RBU-13	8	8	245	27	188	168	11-3/4 X 26 X 24-5/16	110	208/1/60	226	FUJITSU UTP-RU08DH
RBU-14	12	8	324	27	189	175	11-3/4 X 39 X 24-5/16	159	208/1/60	339	FUJITSU UTP-RU12DH
RBU-15	8	8	245	27	188	168	11-3/4 X 26 X 24-5/16	110	208/1/60	226	FUJITSU UTP-RU08DH
RBU-16	12	8	324	27	172	159	11-3/4 X 39 X 24-5/16	159	208/1/60	339	FUJITSU UTP-RU12DH

CPL | Architecture Engineering Planning
26 IBM Road
Poughkeepsie, NY 12601
CPLteam.com

NY ENGINEERING FIRM CERTIFICATE #0021419

SOUTH ORANGETOWN Central School District
Capital Improvements Bond
Essential Infrastructure for Student Health, Safety and Success

PROJECT INFORMATION
Project Number
14457.20
Client Name
SOUTH ORANGETOWN CENTRAL SCHOOL DISTRICT
Project Name
PHASE 2: 2022 BOND

TAPPAN ZEE HIGH SCHOOL

Building Address
160 VAN WYCK RD., BLAUVELT, NY 10913

SED # 50-03-01-06-0-006-033

Registration Expiration Dates
Lauren Tarsio 09/30/26
Anthony Marchetti 05/31/27
Dave Hart 02/28/25
Jennifer Wengender 06/30/27

PROJECT ISSUE & REVISION SCHEDULE

#	Date	Description
4	11/15/24	BID ADDENDUM #4

PROFESSIONAL STAMPS

SHEET INFORMATION
Issued: 10/25/2024
Scale: NOT TO SCALE
Project Status: BID DOCUMENTS
Drawn By: KCM
Checked By: JJM
Drawing Title: HVAC SCHEDULES
Drawing Number: TZHS H901

11/13/2024 12:55:06 PM <project location>\REVIT PROJECT FILES ON BIM 360

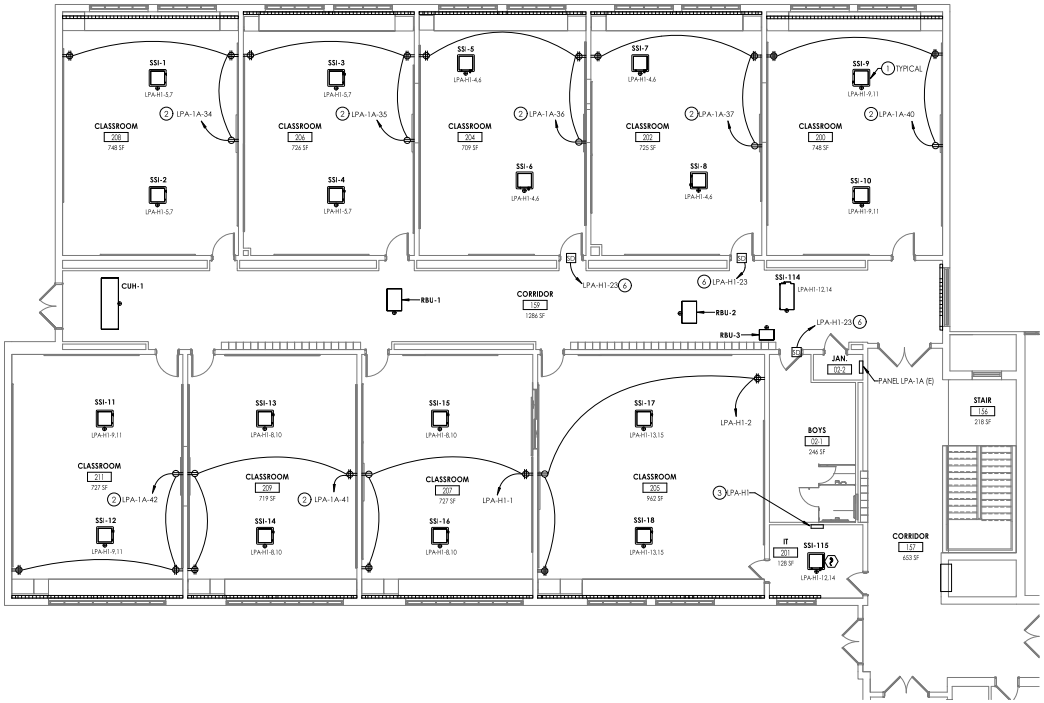

1 E201 **FIRST FLOOR ELECTRICAL NEW WORK PLAN - AREA B**

1/8" = 1'-0"

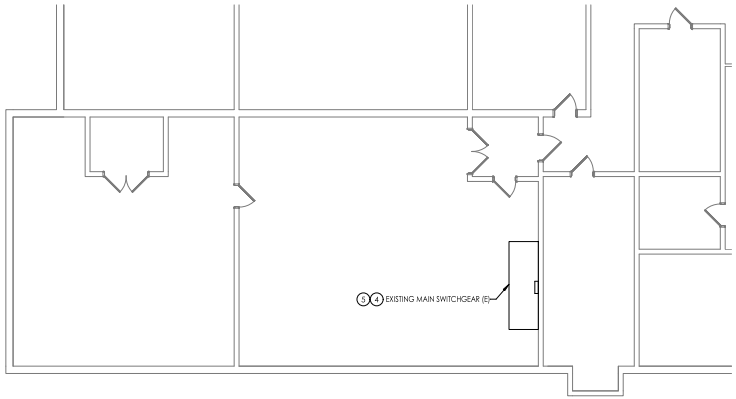

2 E201 **GROUND FLOOR ELECTRICAL NEW WORK PLAN - AREA B**

1/8" = 1'-0"

GENERAL NOTES

A. UNLESS NOTED OTHERWISE, CONNECT NEW DEVICES SHOWN TO PANEL AND CIRCUIT BREAKER INDICATED ADJACENT TO DEVICE WITH (2) #12, (1) #12 GND IN 3/4" CONDUIT.

B. ALL CIRCUITS OVER 100 FEET TO BE WIRED WITH #10 THHN.

C. RECEPTACLES TO BE PLACED IN SURFACE RACEWAY. COORDINATE LOCATIONS WITH T-SERIES DRAWINGS.

KEY NOTES

1. ALL MECHANICAL EQUIPMENT POWER REQUIREMENTS ARE NOTED ON DRAWINGS EP00, EP01, EP02. LABEL INDICATES EQUIPMENT TAG. REFER TO ELECTRICAL EQUIPMENT CONNECTION SCHEDULE ON SHEETS NOTED ABOVE.
2. CONNECT TO EXISTING 20A/1P CIRCUIT BREAKER AS NOTED. CIRCUITS ARE AVAILABLE FROM REMOVED UNIT VENTILATORS. CONFIRM AVAILABLE CIRCUITS IN FIELD ONCE UNIT VENTILATORS ARE REMOVED.
3. PROVIDE A 120/208V, 3-PHASE, 4-WIRE, 400-AMP, 54 CIRCUIT PANELBOARD AT LOCATION INDICATED. PROVIDE (4) #600 MCM, (1) #3 GND IN 4" CONDUIT FROM MDP IN BASEMENT TO NEW PANEL.
4. REMOVE (3) SPARE 3-POLE CIRCUIT BREAKERS IN EXISTING MDP AND TURN OVER TO OWNER. PROVIDE (1) 120/208V 400-AMP, 3-POLE CIRCUIT BREAKER, AND (2) 120/208V 600-AMP, 3-POLE CIRCUIT BREAKERS IN REMOVED LOCATIONS TO ACCOMMODATE NEW PANELS LPA-H1, LPA-H2, AND LPA-H3. LABEL CIRCUIT BREAKERS AS NOTED.
5. PROVIDE (1) 120/208V 2,000-AMP, 3-POLE CIRCUIT BREAKER IN EXISTING MDP, FOR NEW PANEL LPA-ERU. LABEL CIRCUIT BREAKER AS LPA-ERU.
6. PROVIDE 120-VOLT POWER TO FIRE/SMOKE DAMPERS AT LOCATIONS INDICATED. PROVIDE (2) #12, (1) #12GND IN 3/4" CONDUIT FROM PANEL/CIRCUIT INDICATED TO FIRE/SMOKE DAMPERS. PROVIDE A FIRE ALARM RELAY AT EACH FIRE/SMOKE DAMPER, AND WIRE TO FIRE ALARM CONTROL PANEL. COORDINATE ALL WORK WITH MECHANICAL CONTRACTOR.

KEY PLAN:

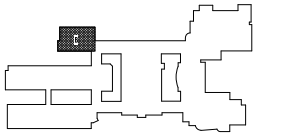

CPL | Architecture Engineering Planning
26 IBM Road
Poughkeepsie, NY 12601
CPLteam.com

NY ENGINEERING FIRM CERTIFICATE #0021419

SOUTH ORANGETOWN Central School District
Capital Improvements Bond
Essential Infrastructure for Student Health, Safety and Success

PROJECT INFORMATION

Project Number
14457.20

Client Name
SOUTH ORANGETOWN CENTRAL SCHOOL DISTRICT

Project Name
PHASE 2: 2022 BOND

TAPPAN ZEE HIGH SCHOOL

Building Address
160 VAN WYCK RD., BLAUVELT, NY 10913

SED # 93-03-01-06-0-006-033

Registration Expiration Dates
Lauren Fargo 09/30/24
Anthony Marchetti 03/31/27
Dave Hart 02/28/25
Jennifer Wangender 06/30/27

PROJECT ISSUE & REVISION SCHEDULE

#	Date	Description
4	11/15/24	BID ADDENDUM #4

PROFESSIONAL STAMPS

NEW YORK STATE EDUCATION STATEMENT

IT IS A VIOLATION OF THE NEW YORK STATE EDUCATION LAW AND THE CONSCIENTIOUS PRACTICE OF ANY PERSON, UNLESS ACTING UNDER THE DIRECTION OF A LICENSED ARCHITECT, ENGINEER OR LAND SURVEYOR, TO ALTER IN ANY WAY, A CONTRACT BEARING THE SEAL OF AN ARCHITECT, ENGINEER OR SURVEYOR IS GUILTY OF A MISDEMEANOR. IF ITEMS BEARING THE SEAL OF AN ARCHITECT, ENGINEER OR SURVEYOR ARE ALTERED, THE ALTERING PARTY SHOULD ADD TO THE SEAL THE WORDS, "ALTERED BY" FOLLOWED BY HIS/HER SIGNATURE AND THE DATE OF SUCH ALTERATION, AND A SPECIFIC DESCRIPTION OF THE ALTERATION.

SHEET INFORMATION

Issued
10/25/2024

Scale
1/8" = 1'-0"

Project Status
BID DOCUMENTS

Drawn By
MAY

Checked By
JBT

Drawing Title
FIRST FLOOR ELECTRICAL NEW WORK PLAN - AREA B

Drawing Number
TZHS
E201

11/14/2024 3:39:15 PM <project location> REVIT PROJECT FILES ON BIM 360

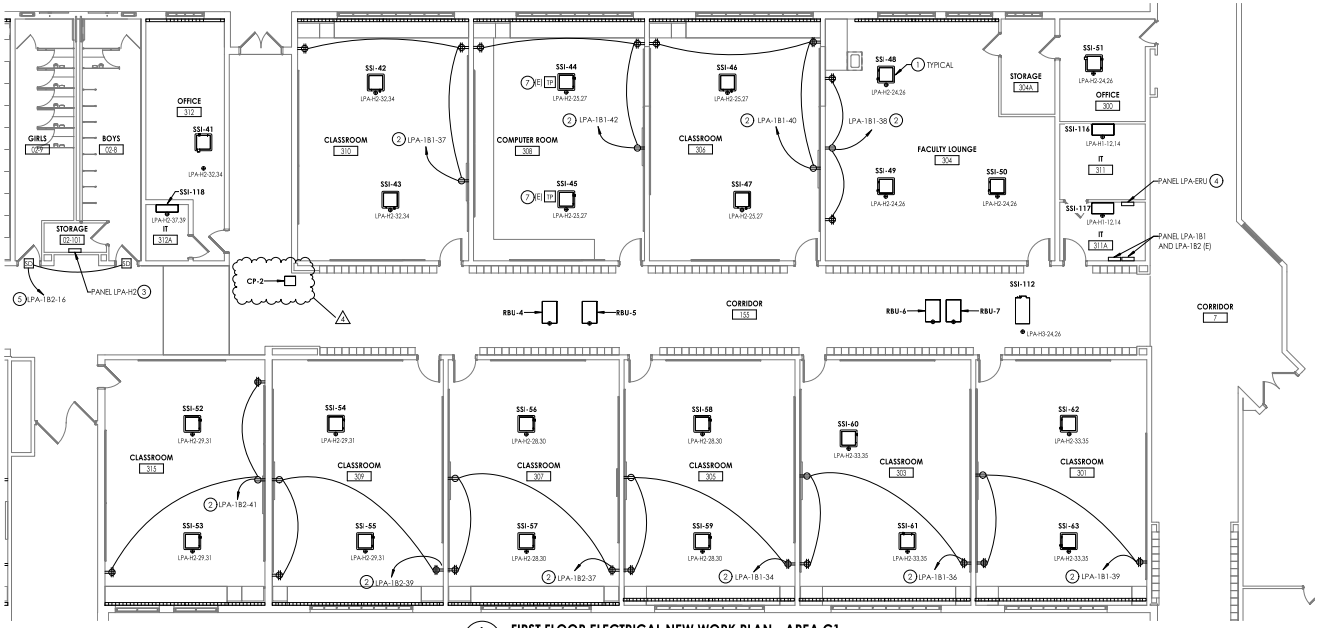

1 E202 **FIRST FLOOR ELECTRICAL NEW WORK PLAN - AREA C1**

1/8" = 1'-0"

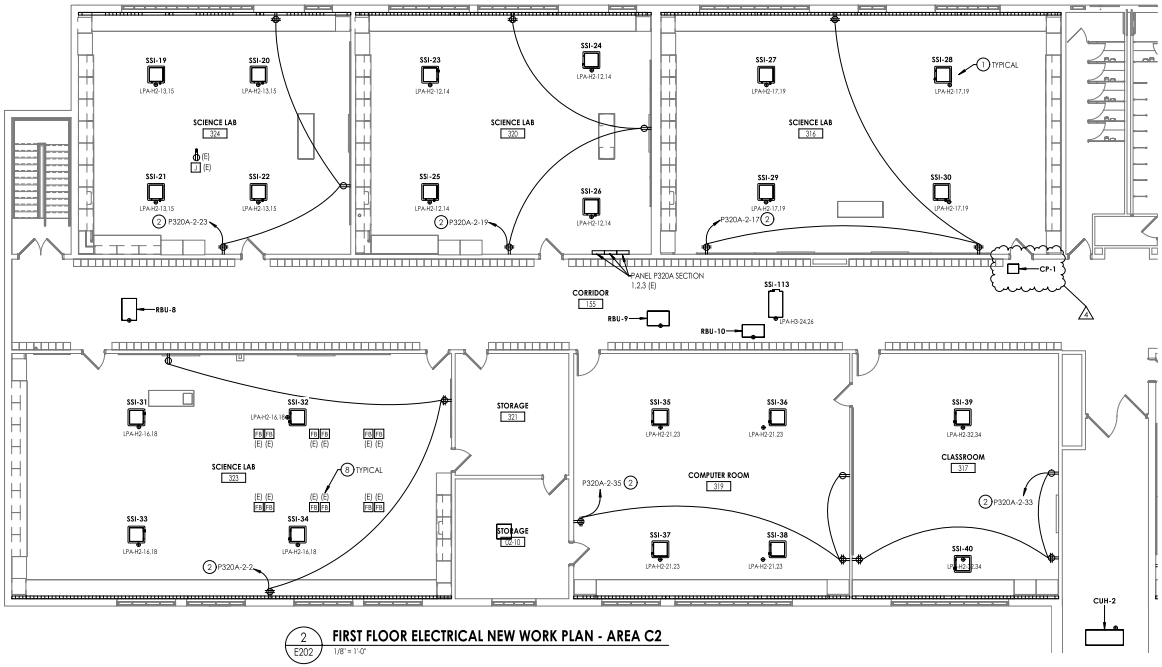

2 E202 **FIRST FLOOR ELECTRICAL NEW WORK PLAN - AREA C2**

1/8" = 1'-0"

GENERAL NOTES

A. UNLESS NOTED OTHERWISE, CONNECT NEW DEVICES SHOWN TO PANEL AND CIRCUIT BREAKER INDICATED ADJACENT TO DEVICE WITH (2) #12, (1) #12 GND IN 3/4" CONDUIT.

B. ALL CIRCUITS OVER 100 FEET TO BE WIRED WITH #10 THHN.

C. RECEPTACLES TO BE PLACED IN SURFACE RACEWAY. COORDINATE LOCATIONS WITH T-SERIES DRAWINGS.

KEY NOTES

1. ALL MECHANICAL EQUIPMENT POWER REQUIREMENTS ARE NOTED ON DRAWINGS E900, E901, E902. LABEL INDICATES EQUIPMENT TAG. REFER TO ELECTRICAL EQUIPMENT CONNECTION SCHEDULE ON SHEETS NOTED ABOVE.
2. CONNECT TO EXISTING 20A/1P CIRCUIT BREAKER AS NOTED. CIRCUITS ARE AVAILABLE FROM REMOVED UNIT VENTILATORS. CONFIRM AVAILABLE CIRCUITS IN FIELD ONCE UNIT VENTILATORS ARE REMOVED.
3. PROVIDE A 120/208V, 3-PHASE, 4-WIRE, 600-AMP, 54 CIRCUIT PANELBOARD AT LOCATION INDICATED. PROVIDE (2) SETS OF (4) #350 MCM, (1) #1 GND IN 4" CONDUIT FROM MDP IN BASEMENT TO NEW PANEL.
4. PROVIDE A 120/208V, 3-PHASE, 4-WIRE, 2,000-AMP, 54 CIRCUIT PANELBOARD AT LOCATION INDICATED. PROVIDE (5) SETS OF (4) #600 MCM, (1) #4/0 GND IN (5) 4" CONDUITS FROM MDP IN BASEMENT TO NEW PANEL.
5. PROVIDE 120-VOLT POWER TO FIRE/SMOKE DAMPERS AT LOCATIONS INDICATED. PROVIDE (2) #12, (1) #12GND IN 3/4" CONDUIT FROM PANEL/CIRCUIT INDICATED TO FIRE/SMOKE DAMPERS. PROVIDE A FIRE ALARM RELAY AT EACH FIRE/SMOKE DAMPER, AND WIRE TO FIRE ALARM CONTROL PANEL. COORDINATE ALL WORK WITH MECHANICAL CONTRACTOR.
6. CONNECT NEW EQUIPMENT TO TAGGED CIRCUITRY REWORK/EXTEND EXISTING CIRCUIT AS NECESSARY TO ACCOMMODATE NEW EQUIPMENT.
7. REINSTALL AND RECONNECT EXISTING POWER POLES TO TAGGED CIRCUITRY ONCE NEW CEILING IS IN PLACE.
8. REINSTALL AND RECONNECT EXISTING FLOOR BOXES TO TAGGED CIRCUITRY ONCE NEW FLOORING IS IN PLACE.

KEY PLAN:

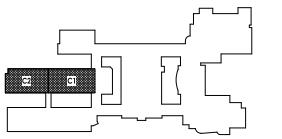

CPL | Architecture Engineering Planning
26 IBM Road
Poughkeepsie, NY 12601
CPLearn.com

NY ENGINEERING FIRM CERTIFICATE #0021419

SOUTH ORANGETOWN Central School District

Capital Improvements Bond

Essential Infrastructure for Student Health, Safety and Success

PROJECT INFORMATION

Project Number
14457.20

Client Name
SOUTH ORANGETOWN CENTRAL SCHOOL DISTRICT

Project Name
PHASE 2: 2022 BOND

TAPPAN ZEE HIGH SCHOOL

Building Address
160 VAN WYCK RD., BLAUVELT, NY 10913

SED # 50-03-01-06-0-006-033

Registration Expiration Dates

Lauren Fazio	09/30/26
Anthony Marchetti	03/31/27
Dave Hart	02/28/25
Jennifer Wangender	06/30/27

PROJECT ISSUE & REVISION SCHEDULE

#	Date	Description
4	11/15/24	BID ADDENDUM #4

PROFESSIONAL STAMPS

NEW YORK STATE EDUCATION STATEMENT

IT IS A VIOLATION OF THE NEW YORK STATE EDUCATION LAW AND THE COMMISSIONER'S REGULATIONS FOR ANY PERSON, UNLESS ACTING UNDER THE DIRECTION OF A LICENSED ARCHITECT, ENGINEER OR LAND SURVEYOR, TO ALTER IN ANY WAY AN ITEM BEARING THE SEAL OF AN ARCHITECT, ENGINEER OR SURVEYOR IS GUILTY OF A MISDEMEANOR. IF ITEMS BEARING THE SEAL OF THE ARCHITECT, ENGINEER OR SURVEYOR ARE ALTERED, THE ARCHITECT, ENGINEER OR SURVEYOR SHALL INCLUDE IN HIS/HER DESCRIPTION THE ALTERATION.

SHEET INFORMATION

Issued: 10/25/2024	Scale: AS NOTED
Project Status: BID DOCUMENTS	
Drawn By: MAY	Checked by: JBT

Drawing Title
FIRST FLOOR ELECTRICAL NEW WORK PLAN - AREA C1 AND C2

Drawing Number
TZHS
E202

11/14/2024 3:39:18 PM <project location> REVIT PROJECT FILES ON BIM 360

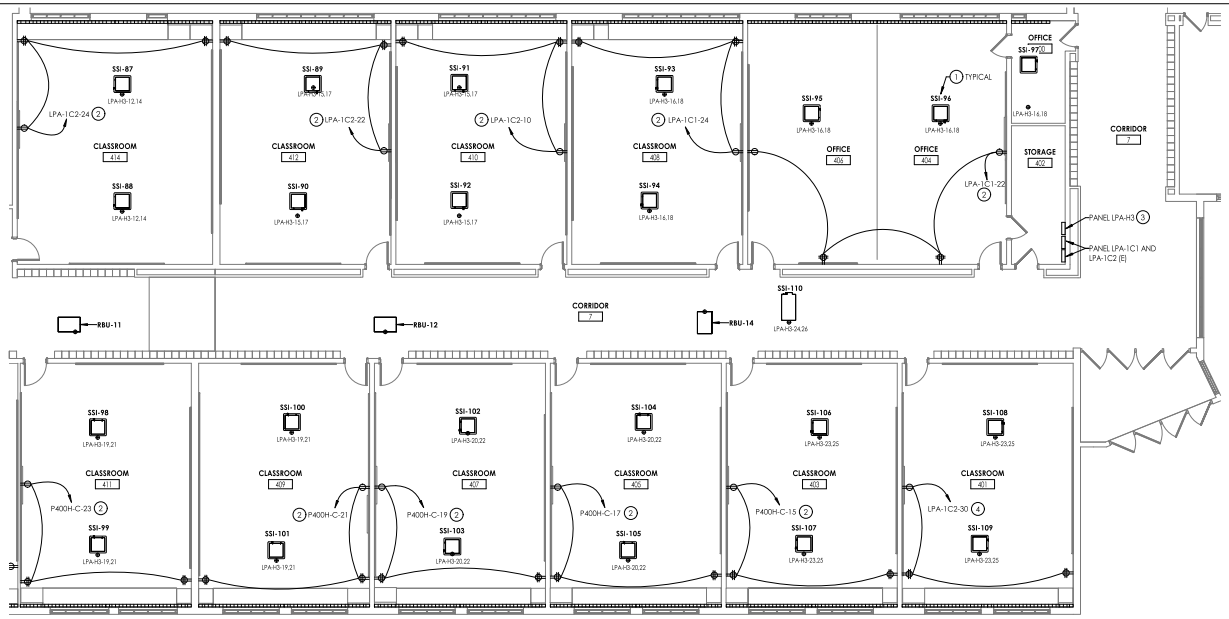

1 E203 **FIRST FLOOR ELECTRICAL NEW WORK PLAN - AREA D1**

1/8" = 1'-0"

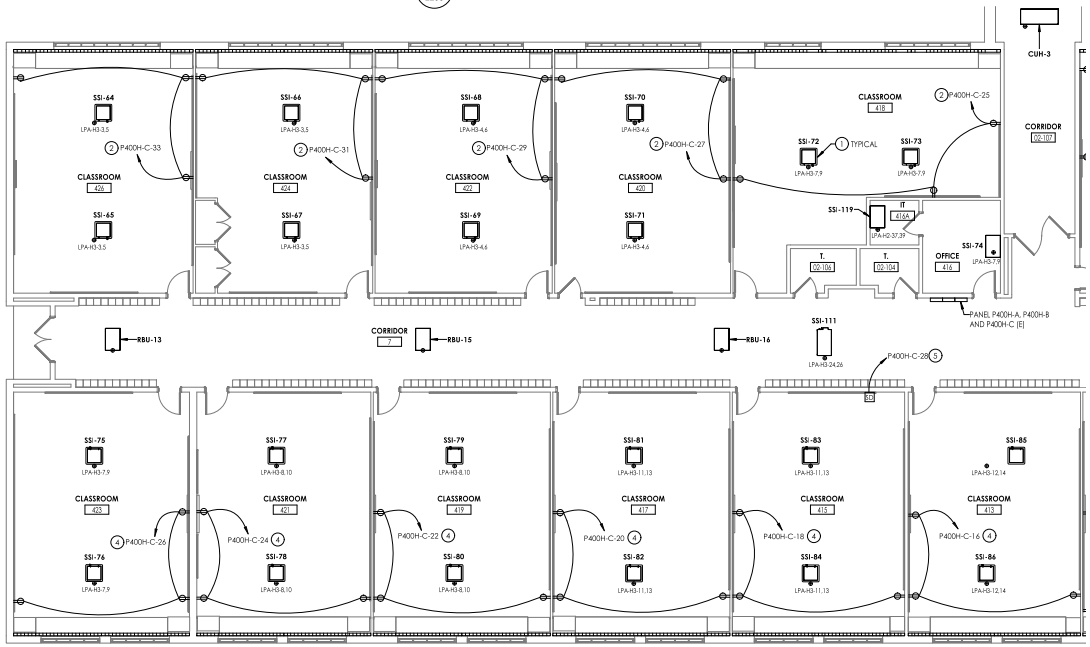

2 E203 **FIRST FLOOR ELECTRICAL NEW WORK PLAN - AREA D2**

1/8" = 1'-0"

GENERAL NOTES

A. UNLESS NOTED OTHERWISE, CONNECT NEW DEVICES SHOWN TO PANEL AND CIRCUIT BREAKER INDICATED ADJACENT TO DEVICE WITH (2) #12, (1) #12 GND IN 3/4" CONDUIT.

B. ALL CIRCUITS OVER 100 FEET TO BE WIRED WITH #10 THHN.

C. RECEPTACLES TO BE PLACED IN SURFACE RACEWAY. COORDINATE LOCATIONS WITH T-SERIES DRAWINGS.

KEY NOTES

1. ALL MECHANICAL EQUIPMENT POWER REQUIREMENTS ARE NOTED ON DRAWINGS E900, E901, E902. LABEL INDICATES EQUIPMENT TAG. REFER TO ELECTRICAL EQUIPMENT CONNECTION SCHEDULE ON SHEETS NOTED ABOVE.
2. CONNECT TO EXISTING 20A/1P CIRCUIT BREAKER AS NOTED. CIRCUITS ARE AVAILABLE FROM REMOVED UNIT VENTILATORS. CONFIRM AVAILABLE CIRCUITS IN FIELD ONCE UNIT VENTILATORS ARE REMOVED.
3. PROVIDE A 120/208V, 3-PHASE, 4-WIRE, 600-AMP, 54 CIRCUIT PANELBOARD AT LOCATION INDICATED. PROVIDE (2) SETS OF (4) #350 MCM, (1) #1 GND IN 4" CONDUIT FROM MDP IN BASEMENT TO NEW PANEL.
4. PROVIDE NEW 20-AMP, 1-POLE CIRCUIT BREAKER IN PANEL INDICATED FOR NEW RECEPTACLE CIRCUITS.
5. PROVIDE 120-VOLT POWER TO FIRE/SMOKE DAMPERS AT LOCATIONS INDICATED. PROVIDE (2) #12, (1) #12GND IN 3/4" CONDUIT FROM PANEL/CIRCUIT INDICATED TO FIRE/SMOKE DAMPERS. PROVIDE A 20-AMP, 1-POLE CIRCUIT BREAKER. PROVIDE A FIRE ALARM RELAY AT EACH FIRE/SMOKE DAMPER, AND WIRE TO FIRE ALARM CONTROL PANEL. COORDINATE ALL WORK WITH MECHANICAL CONTRACTOR.
6. CONNECT NEW EQUIPMENT TO TAGGED CIRCUITRY REWORK/EXTEND EXISTING CIRCUIT AS NECESSARY TO ACCOMMODATE NEW EQUIPMENT.

KEY PLAN:

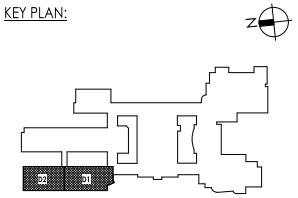

CPL | Architecture Engineering Planning
26 IBM Road
Poughkeepsie, NY 12601
CPLteam.com
NY ENGINEERING FIRM CERTIFICATE #0021419

SOUTH ORANGETOWN Central School District
Capital Improvements Bond
Essential Infrastructure for Student Health, Safety and Success

PROJECT INFORMATION

Project Number
14457.20

Client Name
SOUTH ORANGETOWN CENTRAL SCHOOL DISTRICT

Project Name
PHASE 2: 2022 BOND

TAPPAN ZEE HIGH SCHOOL

Building Address
160 VAN WYCK RD., BLAUVELT, NY 10913

SED # 93-03-01-06-0-006-033

Registration Expiration Dates
Lauren Fazio 09/08/26
Anthony Marchetti 03/01/27
Dave Hart 02/08/25
Jennifer Wangander 06/08/27

PROJECT ISSUE & REVISION SCHEDULE

#	Date	Description
4	11/15/24	BID ADDENDUM #4

PROFESSIONAL STAMPS

NEW YORK STATE EDUCATION STATEMENT

IT IS A VIOLATION OF THE NEW YORK STATE EDUCATION LAW AND THE STANDARDS OF PROFESSIONAL PRACTICE FOR ANY PERSON, UNLESS ACTING UNDER THE DIRECTION OF AN ARCHITECT, ENGINEER OR LAND SURVEYOR, TO ALTER IN ANY WAY, A DOCUMENT BEARING THE SEAL OF AN ARCHITECT, ENGINEER OR SURVEYOR IS GUILTY OF AN ACTIVELY PRACTICING ARCHITECT, ENGINEER OR LAND SURVEYOR IS REQUIRED TO ADD THE WORDS "ALTERED BY" FOLLOWED BY HIS OR HER SIGNATURE AND SPECIFIC DESCRIPTION OF THE ALTERATION.

SHEET INFORMATION

Issued: 10/25/2024
Scale: AS NOTED
Project Status: BID DOCUMENTS
Drawn By: MAY
Checked by: JBT
Drawing Title: FIRST FLOOR ELECTRICAL NEW WORK PLAN - AREA D1 AND D2

Drawing Number
TZHS
E203

11/14/2024 3:39:19 PM <project location> REVIT PROJECT FILES ON BIM 360

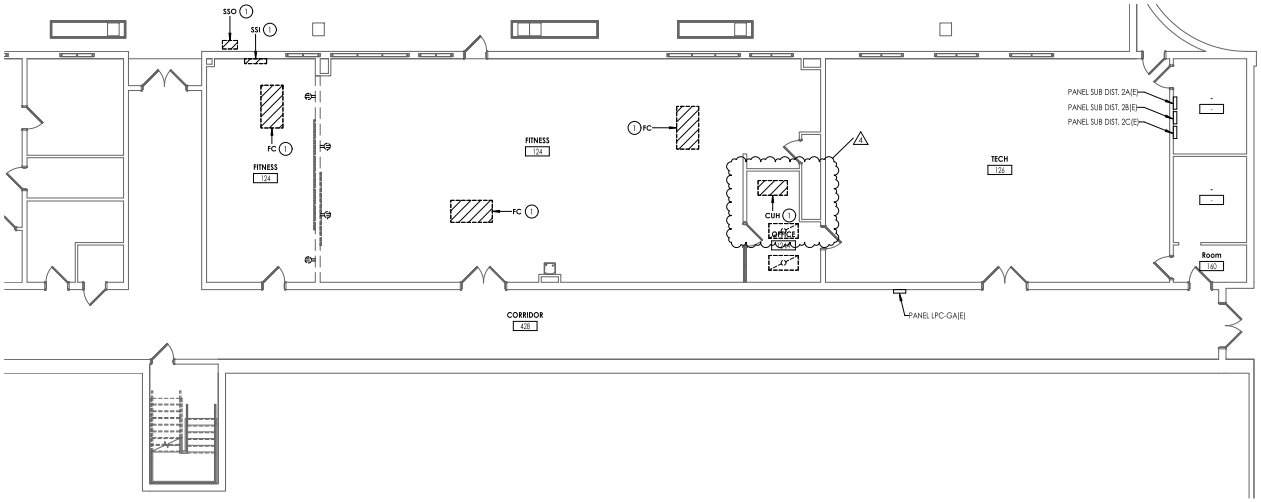

1 E204 **GROUND FLOOR - ELECTRICAL DEMOLITION PLAN**

1/8" = 1'-0"

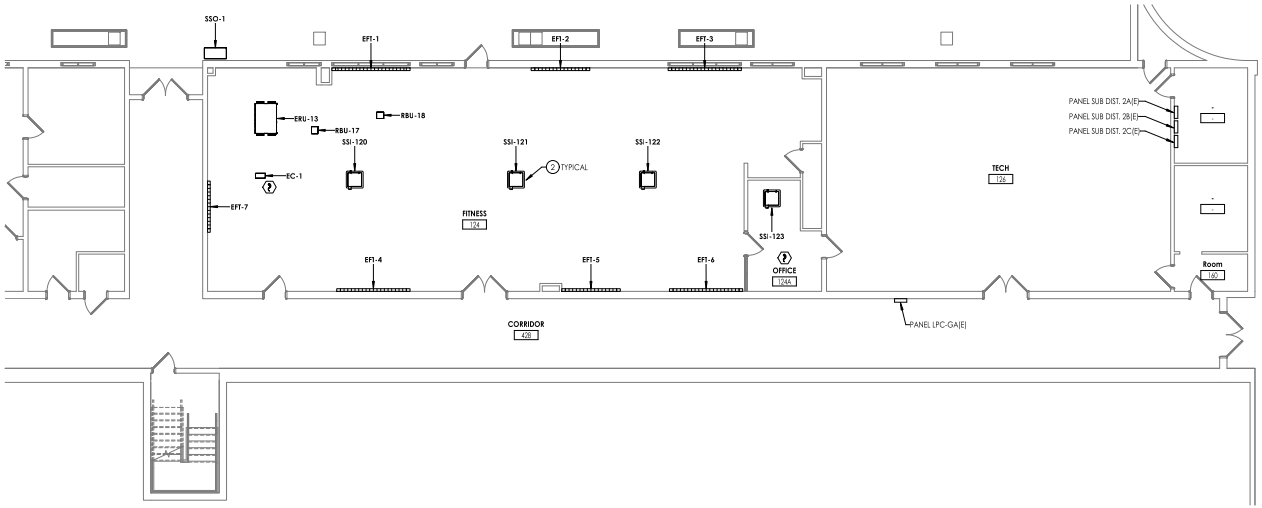

2 E204 **GROUND FLOOR - ELECTRICAL NEW WORK PLAN**

1/8" = 1'-0"

DEMOLITION GENERAL NOTES

A. ALL ITEMS SHOWN ARE TO BE REMOVED UNLESS LABELED AS (E) EXISTING. REMOVAL OF DEVICE INCLUDES ITS ASSOCIATED CABLING/BRANCH CIRCUIT WIRING, AND RACEWAY.

B. ANY EXISTING DEVICE TO REMAIN, LABELED AS (E) SHALL REMAIN IN PLACE AS WELL AS ITS ASSOCIATED CIRCUITING AND CONDUIT, UNLESS OTHERWISE NOTED.

C. THE CONTRACTOR SHALL REMOVE THE EXISTING ELECTRIC IN AREAS OF NEW RENOVATIONS TO ACCOMMODATE NEW CONSTRUCTION. REROUTING OF EXISTING MAY BE REQUIRED AT NEW OPENINGS IN EXISTING CONSTRUCTION OR INTERFERENCE WITH OTHER NEW WORK AS NOTED IN THE FOLLOWING NOTES.

D. DRAWINGS INDICATE SPECIFIC ITEMS TO BE REMOVED AND/OR RELOCATED IN ORDER TO INDICATE GENERAL SCOPE. ADDITIONAL ITEMS NOT INDICATED, BUT NECESSARY FOR PROJECT RENOVATIONS, SHALL BE REMOVED, RELOCATED AND/OR REROUTED. THE CONTRACTOR SHALL ASSUME WITHIN THE BASE BID A NOMINAL AMOUNT OF BRANCH CIRCUITS, FIXTURES, DEVICES, AND SYSTEMS WIRING WITHIN WALLS OR OPENINGS BEING REMOVED OR RELOCATED AS REQUIRED TO ACCOMMODATE THE NEW CONSTRUCTION.

E. WHERE DEVICES, FIXTURES, ETC. ARE INDICATED TO BE REMOVED, THEY AND THEIR RELATED WIRING/CONDUIT SHALL BE REMOVED BACK TO THE SOURCE PANELBOARD UNLESS OTHERWISE NOTED. ON CIRCUITS WHERE OTHER DEVICES, FIXTURES, ETC. ARE FOUND THAT MUST REMAIN, MAINTAIN CIRCUIT CONTINUITY BY PROVIDING ADDITIONAL WIRING, TO FEED THROUGH TO THESE REMAINING ITEMS. RELOCATE ANY CIRCUITS THAT REMAIN, TO AVOID CONFLICT WITH NEW CONSTRUCTION AS REQUIRED. PROPERLY TERMINATE ALL WIRING.

F. COORDINATE DEMOLITION OF EQUIPMENT, DEVICES, ETC. WITH OTHER DISCIPLINES AS APPLICABLE. REFER TO ARCHITECTURAL DEMOLITION DRAWINGS AND NOTES FOR COORDINATION.

G. DRAWINGS ARE GRAPHICAL REPRESENTATIONS OF APPROXIMATE EQUIPMENT AND DEVICE LOCATIONS. CONTRACTOR SHALL VISIT THE SITE TO DETERMINE THE EXACT EXTENT OF ELECTRICAL WORK REQUIRED TO COMPLETE THE PROJECT. EXISTING CONDITIONS ARE TAKEN FROM FIELD OBSERVATION AND EXISTING BUILDING DOCUMENTS. OTHER ELECTRICAL ITEMS MAY EXIST FOR WHICH THE CONTRACTOR IS RESPONSIBLE.

H. CONTRACTOR SHALL PROPERLY DISPOSE OF ALL ITEMS, EQUIPMENT, PANELS, LIGHT FIXTURES, ETC. BEING REMOVED AS PART OF THIS PROJECT. THE OWNER SHALL HAVE THE RIGHT OF RETAINING ANY ITEMS BEING REMOVED.

I. CONTRACTOR SHALL PROVIDE NEW COVERPLATES ON ALL BOXES OF UNUSED AND/OR REMOVED FLUSH MOUNT DEVICES UPON COMPLETION OF PROJECT.

J. FIREPROOFING AND/OR FIRE STOP MATERIALS REMOVED FROM FIRE RATED WALLS AND CEILINGS AS A RESULT OF DEMOLITION SHALL BE RE-INSTALLED USING AN APPROVED METHOD AS DESCRIBED IN ASSOCIATED PROJECT SPECIFICATIONS.

NEW WORK GENERAL NOTES

A. UNLESS NOTED OTHERWISE, CONNECT NEW DEVICES SHOWN TO PANEL AND CIRCUIT BREAKER INDICATED ADJACENT TO DEVICE WITH (2) #12, (1) #12 GND IN 3/4" CONDUIT.

B. ALL CIRCUITS OVER 100 FEET TO BE WIRED WITH #10 THHN.

KEY NOTES

1. DISCONNECT AND REMOVE ALL WIRING AND CONDUIT AND BRING BACK TO SOURCE.
2. ALL MECHANICAL EQUIPMENT POWER REQUIREMENTS ARE NOTED ON DRAWINGS EP00, EP01, EP02. LABEL INDICATES EQUIPMENT TAG. REFER TO ELECTRICAL EQUIPMENT CONNECTION SCHEDULE ON SHEETS NOTED ABOVE.

KEY PLAN:

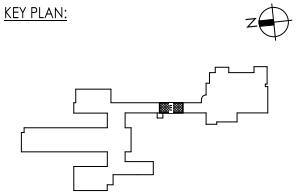

CPL | Architecture Engineering Planning
26 IBM Road
Poughkeepsie, NY 12601
CPLlearn.com
NY ENGINEERING FIRM CERTIFICATE #0021419

SOUTH ORANGETOWN Central School District
Capital Improvements Bond
Essential Infrastructure for Student Health, Safety and Success

PROJECT INFORMATION

Project Number
14457.20

Client Name
SOUTH ORANGETOWN CENTRAL SCHOOL DISTRICT

Project Name
PHASE 2: 2022 BOND

TAPPAN ZEE HIGH SCHOOL

Building Address
160 VAN WYCK RD., BLAUVELT, NY 10913

SED # 93-03-01-06-0-006-033

Registration Expiration Dates
Lauren Fazio 09/08/26
Anthony Marchetti 03/01/27
Dave Hart 02/28/25
Jennifer Wangender 06/08/27

PROJECT ISSUE & REVISION SCHEDULE

#	Date	Description
4	11/15/24	BID ADDENDUM #4

PROFESSIONAL STAMPS

NEW YORK STATE EDUCATION STATEMENT

IT IS A VIOLATION OF THE NEW YORK STATE EDUCATION LAW AND THE STANDARDS OF PROFESSIONAL PRACTICE FOR ANY PERSON, UNLESS ACTING UNDER THE DIRECTION OF AN ARCHITECT, ENGINEER OR LAND SURVEYOR, TO ALTER IN ANY WAY, A DRAWING BEARING THE SEAL OF AN ARCHITECT, ENGINEER OR SURVEYOR IS ACCEPTED. THE ALTERING ARCHITECT, ENGINEER OR LAND SURVEYOR MUST ADD TO THE DRAWING A NOTATION OF THE TITLE, SIGNATURE AND THE DATE OF SUCH ALTERATION, AND A SPECIFIC DESCRIPTION OF THE ALTERATION.

SHEET INFORMATION

Issued
10/25/2024

Scale
AS NOTED

Project Status
BID DOCUMENTS

Drawn By
MAY

Checked By
JBT

Drawing Title
GROUND FLOOR DEMOLITION & NEW WORK PLAN - AREA E

Drawing Number
TZHS
E204

11/14/2024 3:39:20 PM <project location> REVIT PROJECT FILES ON BIM 360

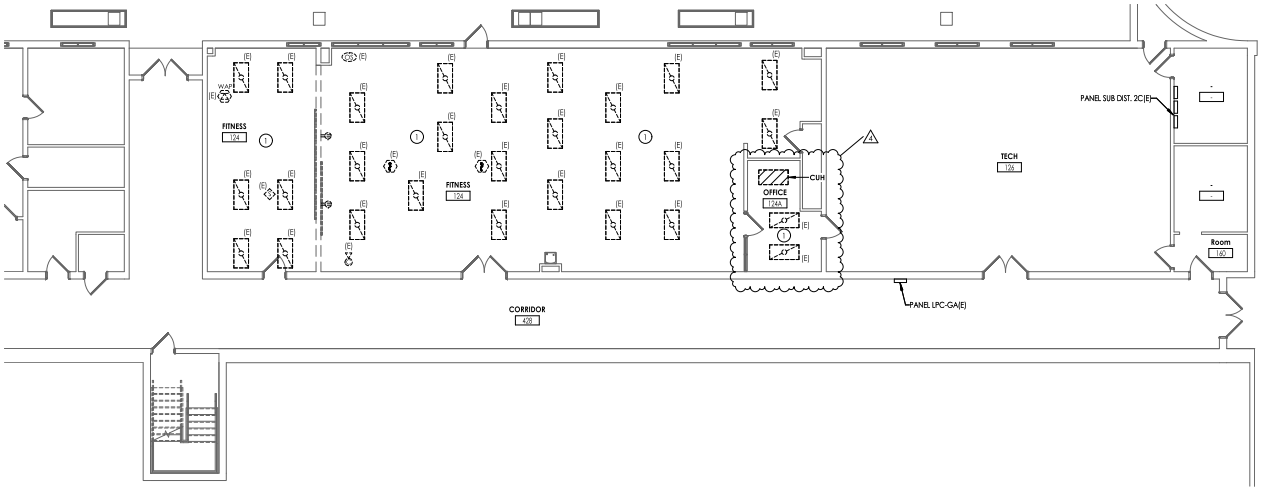

1 E304 **GROUND FLOOR ELECTRICAL DEMOLITION LIGHTING PLAN - AREA E**

1/8" = 1'-0"

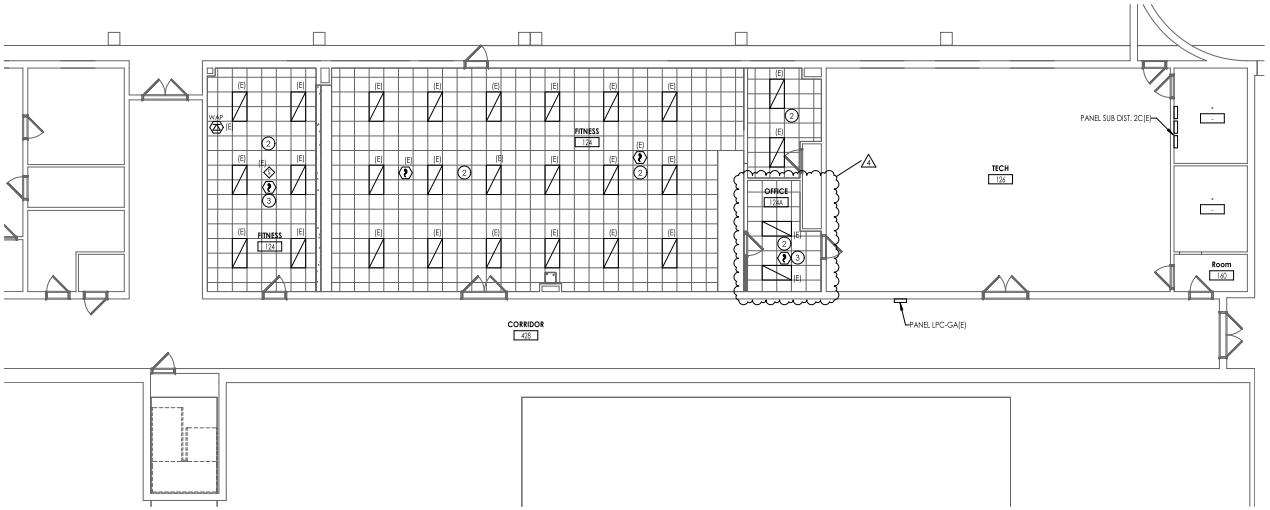

2 E304 **GROUND FLOOR ELECTRICAL LIGHTING PLAN - AREA E**

1/8" = 1'-0"

DEMOLITION GENERAL NOTES

A. ALL ITEMS SHOWN ARE TO BE REMOVED UNLESS LABELED AS (E) EXISTING. REMOVAL OF DEVICE INCLUDES ITS ASSOCIATED CABLING/BRANCH CIRCUIT WIRING, AND RACEWAY.

B. ANY EXISTING DEVICE TO REMAIN, LABELED AS (E) SHALL REMAIN IN PLACE AS WELL AS ITS ASSOCIATED CIRCUITING AND CONDUIT, UNLESS OTHERWISE NOTED.

C. THE CONTRACTOR SHALL REMOVE THE EXISTING ELECTRIC IN AREAS OF NEW RENOVATIONS TO ACCOMMODATE NEW CONSTRUCTION, REROUTING OF EXISTING MAY BE REQUIRED AT NEW OPENINGS IN EXISTING CONSTRUCTION OR INTERFERENCE WITH OTHER NEW WORK AS NOTED IN THE FOLLOWING NOTES.

D. DRAWINGS INDICATE SPECIFIC ITEMS TO BE REMOVED AND/OR RELOCATED IN ORDER TO INDICATE GENERAL SCOPE. ADDITIONAL ITEMS NOT INDICATED, BUT NECESSARY FOR PROJECT RENOVATIONS, SHALL BE REMOVED, RELOCATED AND/OR REROUTED. THE CONTRACTOR SHALL ASSUME WITHIN THE BASE BID A NOMINAL AMOUNT OF BRANCH CIRCUITS, FIXTURES, DEVICES, AND SYSTEMS WIRING WITHIN WALLS OR OPENINGS BEING REMOVED OR RELOCATED AS REQUIRED TO ACCOMMODATE THE NEW CONSTRUCTION.

E. WHERE DEVICES, FIXTURES, ETC. ARE INDICATED TO BE REMOVED, THEY AND THEIR RELATED WIRING/CONDUIT SHALL BE REMOVED BACK TO THE SOURCE PANELBOARD UNLESS OTHERWISE NOTED. ON CIRCUITS WHERE OTHER DEVICES, FIXTURES, ETC. ARE FOUND THAT MUST REMAIN, MAINTAIN CIRCUIT CONTINUITY BY PROVIDING ADDITIONAL WIRING, TO FEED THROUGH TO THESE REMAINING ITEMS. RELOCATE ANY CIRCUITS THAT REMAIN, TO AVOID CONFLICT WITH NEW CONSTRUCTION AS REQUIRED. PROPERLY TERMINATE ALL WIRING.

F. COORDINATE DEMOLITION OF EQUIPMENT, DEVICES, ETC. WITH OTHER DISCIPLINES AS APPLICABLE. REFER TO ARCHITECTURAL DEMOLITION DRAWINGS AND NOTES FOR COORDINATION.

G. DRAWINGS ARE GRAPHICAL REPRESENTATIONS OF APPROXIMATE EQUIPMENT AND DEVICE LOCATIONS. CONTRACTOR SHALL VISIT THE SITE TO DETERMINE THE EXACT EXTENT OF ELECTRICAL WORK REQUIRED TO COMPLETE THE PROJECT. EXISTING CONDITIONS ARE TAKEN FROM FIELD OBSERVATION AND EXISTING BUILDING DOCUMENTS. OTHER ELECTRICAL ITEMS MAY EXIST FOR WHICH THE CONTRACTOR IS RESPONSIBLE.

H. CONTRACTOR SHALL PROPERLY DISPOSE OF ALL ITEMS, EQUIPMENT, PANELS, LIGHT FIXTURES, ETC., BEING REMOVED AS PART OF THIS PROJECT. THE OWNER SHALL HAVE THE RIGHT OF RETAINING ANY ITEMS BEING REMOVED.

I. CONTRACTOR SHALL PROVIDE NEW COVERPLATES ON ALL BOXES OF UNUSED AND/OR REMOVED FLUSH MOUNT DEVICES UPON COMPLETION OF PROJECT.

J. FIREPROOFING AND/OR FIRE STOP MATERIALS REMOVED FROM FIRE RATED WALLS AND CEILINGS AS A RESULT OF DEMOLITION SHALL BE RE-INSTALLED USING AN APPROVED METHOD AS DESCRIBED IN ASSOCIATED PROJECT SPECIFICATIONS.

NEW WORK GENERAL NOTES

A. FIXTURE TYPE MARK IS INDICATED ADJACENT TO ALL LIGHT FIXTURES. REFER TO LUMINAIRE SCHEDULE ON DRAWING E903 FOR FIXTURE DESCRIPTIONS, TYPES, NOTES, AND SPECIFICATIONS.

B. ALL LIGHT FIXTURES SHOWN SHALL BE WIRED WITH (2) #12, (1) #12 GND IN 3/4" CONDUIT, WIRED TO PANEL AND CIRCUIT INDICATED. CIRCUITS EXCEEDING 100' SHALL BE WIRED WITH #10 CONDUCTORS.

C. INSTALL SWITCHING AND LOW-VOLTAGE SENSORS AS SHOWN. PROVIDE ALL LOW-VOLTAGE WIRING BETWEEN SENSORS, CONTROLLERS, POWER PACKS, AND LUMINAIRES.

D. ALL LOW VOLTAGE WIRING BETWEEN SENSORS, CONTROLLERS, POWER PACKS, AND LUMINAIRES SHALL BE IN 3/4" MC.

E. PROVIDE ANY ADDITIONAL POWER SUPPLIES OR OTHER MISCELLANEOUS COMPONENTS REQUIRED FOR A COMPLETE, OPERATIONAL LIGHTING SYSTEM TO MEET THE DESIGN INTENT OF THE LIGHTING SEQUENCE OF OPERATIONS AS SHOWN.

F. ALL FIXTURES INDICATED WITH "EM" DESIGNATION SHALL HAVE EMERGENCY BATTERY BACKUP AT EACH FIXTURE. BATTERY BACKUP PACK TO BE WIRED TO THE UNSWITCHED "HOT LEG" OF THE CIRCUITRY FEEDING THE SPACE.

G. ALL FIXTURES INDICATED WITH "NL" DESIGNATION INDICATED A "CONSTANT ON" NIGHT LIGHT. FIXTURE TO BE WIRED TO THE UNSWITCHED " HOT LEG" OF THE CIRCUITRY FEEDING THE SPACE.

KEY NOTES

1. DISCONNECT AND REMOVE EXISTING LIGHT FIXTURES AND ALL CEILING MOUNTED DEVICES. STORE FOR RE-USE. TAG ALL WIRING FOR RE-USE.
2. EXISTING LIGHT FIXTURES AND CEILING MOUNTED DEVICES TO BE RE-INSTALLED IN NEW CEILING GRID IN APPROXIMATE LOCATIONS AS OLD. CONNECT ALL FIXTURES AND DEVICES TO EXISTING TAGGED WIRING.
3. PROVIDE NEW SMOKE DETECTORS AS SHOWN. PROVIDE NEW WIRING FROM SMOKE DETECTOR TO LOCAL SLC CIRCUIT WITHIN AREA.

KEY PLAN:

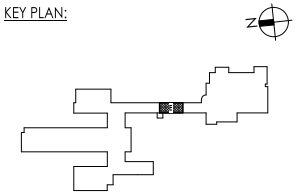

CPL | Architecture Engineering Planning
26 IBM Road
Poughkeepsie, NY 12601
CPLteam.com

NY ENGINEERING FIRM CERTIFICATE #0021419

SOUTH ORANGETOWN Central School District

Capital Improvements Bond

Essential Infrastructure for Student Health, Safety and Success

PROJECT INFORMATION

Project Number
14457.20

Client Name
SOUTH ORANGETOWN CENTRAL SCHOOL DISTRICT

Project Name
PHASE 2: 2022 BOND

TAPPAN ZEE HIGH SCHOOL

Building Address
160 VAN WYCK RD., BLAUVELT, NY 10913

SED # 93-03-01-06-0-006-033

Registration Expiration Dates
Lauren Fazio 09/08/26
Anthony Marchetti 03/01/27
Dave Hart 02/28/25
Jennifer Wangender 06/08/27

PROJECT ISSUE & REVISION SCHEDULE

#	Date	Description
4	11/15/24	BID ADDENDUM #4

PROFESSIONAL STAMPS

NEW YORK STATE EDUCATION STATEMENT

IT IS A VIOLATION OF THE NEW YORK STATE EDUCATION LAW AND THE CONSCIENTIOUS PRACTICE OF THE ARCHITECTURAL PROFESSION FOR ANY PERSON, UNLESS ACTING UNDER THE DIRECTION OF AN ARCHITECT, ENGINEER OR LAND SURVEYOR, TO ALTER IN ANY WAY, A DRAWING BEARING THE SEAL OF AN ARCHITECT, ENGINEER OR SURVEYOR IS A CRIME. THE AUTHORITY OF THE ARCHITECT, ENGINEER OR SURVEYOR EXTENDS ONLY TO THE ALTERATIONS THEY MAKE AND THEIR SIGNATURE AND THE DATE OF SUCH ALTERATION, AND A SPECIFIC DESCRIPTION OF THE ALTERATION.

SHEET INFORMATION

Issued
10/25/2024

Scale
AS NOTED

Project Status
BID DOCUMENTS

Drawn By
MAY

Checked By
JBT

Drawing Title
GROUND FLOOR ELECTRICAL LIGHTING PLAN - AREA E

Drawing Number
TZHS
E304

11/14/2024 3:39:21 PM <project location> REVIT PROJECT FILES ON BIM 360

ELECTRICAL EQUIPMENT CONNECTION SCHEDULE

EQUIPMENT	LOCATION	HP/FLA	VOLTS	PHASE	AMPS	BREAKER SIZE	WIRE/CONDUIT SIZE	PANEL/CIRCUIT	REMARKS:
SSI-1	208	0.62A	208	1	0.78A	20A/2P	2 #12, 1 #12 GND IN 3/4" C	LPA-H1/5,7	1,2
SSI-2	208	0.62A	208	1	0.78A		2 #12, 1 #12 GND IN 3/4" C		1,2
SSI-3	206	0.62A	208	1	0.78A		2 #12, 1 #12 GND IN 3/4" C		1,2
SSI-4	206	0.62A	208	1	0.78A		2 #12, 1 #12 GND IN 3/4" C		1,2
SSI-5	204	0.41A	208	1	0.51A	20A/2P	2 #12, 1 #12 GND IN 3/4" C	LPA-H1/4,6	1,2
SSI-6	204	0.41A	208	1	0.51A		2 #12, 1 #12 GND IN 3/4" C		1,2
SSI-7	202	0.41A	208	1	0.51A		2 #12, 1 #12 GND IN 3/4" C		1,2
SSI-8	202	0.41A	208	1	0.51A		2 #12, 1 #12 GND IN 3/4" C		1,2
SSI-9	200	0.62A	208	1	0.78A	20A/2P	2 #12, 1 #12 GND IN 3/4" C	LPA-H1/9,11	1,2
SSI-10	200	0.62A	208	1	0.78A		2 #12, 1 #12 GND IN 3/4" C		1,2
SSI-11	211	0.62A	208	1	0.78A		2 #12, 1 #12 GND IN 3/4" C		1,2
SSI-12	211	0.62A	208	1	0.78A		2 #12, 1 #12 GND IN 3/4" C		1,2
SSI-13	209	0.62A	208	1	0.78A	20A/2P	2 #12, 1 #12 GND IN 3/4" C	LPA-H1/8,10	1,2
SSI-14	209	0.62A	208	1	0.78A		2 #12, 1 #12 GND IN 3/4" C		1,2
SSI-15	207	0.62A	208	1	0.78A		2 #12, 1 #12 GND IN 3/4" C		1,2
SSI-16	207	0.62A	208	1	0.78A		2 #12, 1 #12 GND IN 3/4" C		1,2
SSI-17	205	0.62A	208	1	0.78A	20A/2P	2 #12, 1 #12 GND IN 3/4" C	LPA-H1/13,15	1,2
SSI-18	205	0.62A	208	1	0.78A		2 #12, 1 #12 GND IN 3/4" C		1,2
SSI-19	324	0.41A	208	1	0.51A	20A/2P	2 #12, 1 #12 GND IN 3/4" C	LPA-H2/13,15	1,2
SSI-20	324	0.41A	208	1	0.51A		2 #12, 1 #12 GND IN 3/4" C		1,2
SSI-21	324	0.41A	208	1	0.51A		2 #12, 1 #12 GND IN 3/4" C		1,2
SSI-22	324	0.41A	208	1	0.51A		2 #12, 1 #12 GND IN 3/4" C		1,2
SSI-23	320	0.41A	208	1	0.51A	20A/2P	2 #12, 1 #12 GND IN 3/4" C	LPA-H2/12,14	1,2
SSI-24	320	0.41A	208	1	0.51A		2 #12, 1 #12 GND IN 3/4" C		1,2
SSI-25	320	0.41A	208	1	0.51A		2 #12, 1 #12 GND IN 3/4" C		1,2
SSI-26	320	0.41A	208	1	0.51A		2 #12, 1 #12 GND IN 3/4" C		1,2
SSI-27	316	0.62A	208	1	0.78A	20A/2P	2 #12, 1 #12 GND IN 3/4" C	LPA-H2/17,19	1,2
SSI-28	316	0.62A	208	1	0.78A		2 #12, 1 #12 GND IN 3/4" C		1,2
SSI-29	316	0.62A	208	1	0.78A		2 #12, 1 #12 GND IN 3/4" C		1,2
SSI-30	316	0.62A	208	1	0.78A		2 #12, 1 #12 GND IN 3/4" C		1,2
SSI-31	323	0.62A	208	1	0.78A	20A/2P	2 #12, 1 #12 GND IN 3/4" C	LPA-H2/16,18	1,2
SSI-32	323	0.62A	208	1	0.78A		2 #12, 1 #12 GND IN 3/4" C		1,2
SSI-33	323	0.62A	208	1	0.78A		2 #12, 1 #12 GND IN 3/4" C		1,2
SSI-34	323	0.62A	208	1	0.78A		2 #12, 1 #12 GND IN 3/4" C		1,2
SSI-35	319	0.41A	208	1	0.51A	20A/2P	2 #12, 1 #12 GND IN 3/4" C	LPA-H2/21,23	1,2
SSI-36	319	0.41A	208	1	0.51A		2 #12, 1 #12 GND IN 3/4" C		1,2
SSI-37	319	0.41A	208	1	0.51A		2 #12, 1 #12 GND IN 3/4" C		1,2
SSI-38	319	0.41A	208	1	0.51A		2 #12, 1 #12 GND IN 3/4" C		1,2
SSI-39	317	0.62A	208	1	0.78A	20A/2P	2 #12, 1 #12 GND IN 3/4" C	LPA-H2/32,34	1,2
SSI-40	317	0.62A	208	1	0.78A		2 #12, 1 #12 GND IN 3/4" C		1,2
SSI-41	312	0.41A	208	1	0.51A		2 #12, 1 #12 GND IN 3/4" C		1,2
SSI-42	310	0.41A	208	1	0.51A		2 #12, 1 #12 GND IN 3/4" C		1,2
SSI-43	310	0.41A	208	1	0.51A		2 #12, 1 #12 GND IN 3/4" C		1,2
SSI-44	308	0.62A	208	1	0.78A	20A/2P	2 #12, 1 #12 GND IN 3/4" C	LPA-H2/25,27	1,2
SSI-45	308	0.62A	208	1	0.78A		2 #12, 1 #12 GND IN 3/4" C		1,2
SSI-46	306	0.62A	208	1	0.78A		2 #12, 1 #12 GND IN 3/4" C		1,2
SSI-47	306	0.62A	208	1	0.78A		2 #12, 1 #12 GND IN 3/4" C		1,2
SSI-48	304	0.41A	208	1	0.51A	20A/2P	2 #12, 1 #12 GND IN 3/4" C	LPA-H2/24,26	1,2
SSI-49	304	0.41A	208	1	0.51A		2 #12, 1 #12 GND IN 3/4" C		1,2
SSI-50	304	0.41A	208	1	0.51A		2 #12, 1 #12 GND IN 3/4" C		1,2
SSI-51	300	0.41A	208	1	0.51A		2 #12, 1 #12 GND IN 3/4" C		1,2
SSI-52	315	0.41A	208	1	0.51A	20A/2P	2 #12, 1 #12 GND IN 3/4" C	LPA-H2/29,31	1,2
SSI-53	315	0.41A	208	1	0.51A		2 #12, 1 #12 GND IN 3/4" C		1,2
SSI-54	309	0.62A	208	1	0.78A		2 #12, 1 #12 GND IN 3/4" C		1,2
SSI-55	309	0.62A	208	1	0.78A		2 #12, 1 #12 GND IN 3/4" C		1,2
SSI-56	307	0.62A	208	1	0.78A	20A/2P	2 #12, 1 #12 GND IN 3/4" C	LPA-H2/28,30	1,2
SSI-57	307	0.62A	208	1	0.78A		2 #12, 1 #12 GND IN 3/4" C		1,2
SSI-58	305	0.62A	208	1	0.78A		2 #12, 1 #12 GND IN 3/4" C		1,2
SSI-59	305	0.62A	208	1	0.78A		2 #12, 1 #12 GND IN 3/4" C		1,2
SSI-60	303	0.62A	208	1	0.78A	20A/2P	2 #12, 1 #12 GND IN 3/4" C	LPA-H2/33,35	1,2
SSI-61	303	0.62A	208	1	0.78A		2 #12, 1 #12 GND IN 3/4" C		1,2
SSI-62	301	0.62A	208	1	0.78A		2 #12, 1 #12 GND IN 3/4" C		1,2
SSI-63	301	0.62A	208	1	0.78A		2 #12, 1 #12 GND IN 3/4" C		1,2
SSI-64	426	0.41A	208	1	0.51A	20A/2P	2 #12, 1 #12 GND IN 3/4" C	LPA-H3/3,5	1,2
SSI-65	426	0.41A	208	1	0.51A		2 #12, 1 #12 GND IN 3/4" C		1,2
SSI-66	424	0.41A	208	1	0.51A		2 #12, 1 #12 GND IN 3/4" C		1,2

1. ELECTRICAL CONTRACTOR IS RESPONSIBLE FOR THE MOUNTING, AND LINE/LOAD SIDE CONNECTIONS OF DISCONNECT AND/OR STARTER DEVICE ASSOCIATED WITH UNIT. MEANS OF DISCONNECT AND/OR STARTER ASSOCIATED WITH UNIT PROVIDE BY MECHANICAL CONTRACTOR. ELECTRICAL CONTRACTOR IS RESPONSIBLE FOR ALL FINAL CONNECTIONS TO EQUIPMENT.

2. WIRE EQUIPMENT TO SAME CIRCUIT BREAKER AS INDICATED.

LUMINAIRE SCHEDULE

MARK	DESCRIPTION	DESIGN MAKE	MODEL NUMBER	VOLTS	LAMP		REMARKS:
					WATTS	TEMPERATURE	
A	2X2 RECESSED LED TROFFER	CURRENT LIGHTING	LCAT22-9-35-HL-G-ED1-U	UNV	32	3500K	
A/EM	2X2 RECESSED LED TROFFER WITH EMERGENCY BATTERY BACKUP	CURRENT LIGHTING	LCAT22-9-35-HL-G-ED1-U-ELL14	UNV	32	3500K	3,4
B	2X2 RECESSED LED FLAT PANEL	CURRENT LIGHTING	CFP22-40/33/2835	UNV	40	3500K	1
B/EM	2X2 RECESSED LED FLAT PANEL EMERGENCY BATTERY BACKUP	CURRENT LIGHTING	CFP22-40/33/2835-ELL14	UNV	4	3500K	1,3,4
C	2X2 RECESSED LED TROFFER	CURRENT LIGHTING	LHFL-G-D-22-SOF-C1-35K-D42-D01-UNV	UNV	33	3500K	
C/EM	2X2 RECESSED LED TROFFER EMERGENCY BATTERY BACKUP	CURRENT LIGHTING	LHFL-G-D-22-SOF-C1-35K-D42-D01-UNV-EF	UNV	33	3500K	3,4
D	6" RECESSED ARCHITECTURAL DOWNLIGHT	CURRENT LIGHTING	LTR-6RD-H-ML-30L-DM1-LTR-6RD-T-ML-35K-9-NR-SS-WT-FM-B6-FMR6-R	UNV	30	3500K	5
X1	LED EXIT SIGN	CURRENT LIGHTING	CEWSRE	UNV	3	-	3,4

REMARKS:
1. FIXTURE TO BE SET AT 40 (4000 LUMENS) IN FIELD BEFORE INSTALLATION.
2. FIXTURES TO BE MOUNTED TO UNDERSIDE OF ROOF. PROVIDE ALL MOUNTING HARDWARE NECESSARY.
3. ALL FIXTURES SHOWN WITH AN "EM" DESIGNATION INDICATES AND EMERGENCY FIXTURE. PROVIDE EMERGENGY BATTERY BACKUP FOR EACH FIXTURE INDICATED.
4. ALL "EM" BATTERY BACKUPS WITHIN FIXTURE SHALL BE WIRED TO THE UNSWITCHED HOT LEG OF THE CIRCUIT FEEDING IT.
5. FIXTURES WITH "EM" DESIGNATION SHALL BE PROVIDED WITH HOUSING OPTION 'EM' FOR EMERGENCY BATTERY PACK.

ELECTRICAL EQUIPMENT CONNECTION SCHEDULE

4

EQUIPMENT	LOCATION	HP/FLA	VOLTS	PHASE	AMPS	BREAKER SIZE	WIRE/CONDUIT SIZE	PANEL/CIRCUIT	REMARKS:
ERU-1	ROOF	120A	208	3	150A	175A/3P	3 #2/0, 1 #6 IN 2"C	LPA-ERU/1,3,5	1
ERU-2	ROOF	186A	208	3	191A	225A/3P	3 #4/0, 1 #4 IN 2-1/2"C	LPA-ERU/2,4,6	1
ERU-3	ROOF	158A	208	3	192A	225A/3P	3 #4/0, 1 #4 IN 2-1/2"C	LPA-ERU/7,9,11	1
ERU-4	ROOF	104A	208	3	126A	150A/3P	3 #1/0, 1 #6 GND IN 1-1/2" C	LPA-ERU/8,10,12	1
ERU-5	ROOF	158A	208	3	192A	225A/3P	3 #4/0, 1 #4 IN 2-1/2"C	LPA-ERU/13,15,17	1
ERU-6	ROOF	149A	208	3	187A	200A/3P	3 #3/0, 1 #6 IN 2"C	LPA-ERU/14,16,18	1
ERU-7	ROOF	120A	208	3	150A	175A/3P	3 #2/0, 1 #6 IN 2"C	LPA-ERU/19,21,23	1
ERU-8	ROOF	120A	208	3	150A	175A/3P	3 #2/0, 1 #6 IN 2"C	LPA-ERU/20,22,24	1
ERU-9	ROOF	101A	208	3	123A	150A/3P	3 #1/0, 1 #6 GND IN 1-1/2" C	LPA-ERU/25,27,29	1
ERU-10	ROOF	122A	208	3	149A	175A/3P	3 #2/0, 1 #6 IN 2"C	LPA-ERU/26,28,30	1
ERU-11	ROOF	120A	208	3	150A	175A/3P	3 #2/0, 1 #6 IN 2"C	LPA-ERU/31,33,35	1
ERU-12	ROOF	96A	208	3	120A	150A/3P	3 #1/0, 1 #6 GND IN 1-1/2" C	LPA-ERU/32,34,36	1
ERU-13	FITNESS 124	4.5A	208	1	10.1A	20A/2P	2 #12, 1 #12 IN 3/4"C	SUB DIST 2B/14,16	1
ERU-14	ROOF	184A	208	3	222A	250A/3P	3 #300, 1 #4 IN 3"C	LPA-ERU/37,39,41	1
ACC-1	ROOF	-	208	3	81.6A	100A/3P	3 #2, 1 #8 GND IN 1-1/2" C	LPA-H1,17,19,21	1
ACC-2	ROOF	-	208	3	119.6A	150A/3P	3 #1/0, 1 #6 GND IN 1-1/2" C	LPA-H1,16,18,20	1
ACC-3	ROOF	-	208	3	93.7A	125A/3P	3 #1, 1 #6 GND IN 1-1/2" C	LPA-H2/36,38,40	1
ACC-4	ROOF	-	208	3	99.6A	125A/3P	3 #1, 1 #6 GND IN 1-1/2" C	LPA-H2/41,43,45	1
ACC-5	ROOF	-	208	3	93.7A	125A/3P	3 #1, 1 #6 GND IN 1-1/2" C	LPA-H2/42,44,46	1
ACC-6	ROOF	-	208	3	119.6A	150A/3P	3 #1/0, 1 #6 GND IN 1-1/2" C	LPA-H2/47,49,51	1
ACC-7	ROOF	-	208	3	71A	90A/3P	3 #3, 1# 8 GND IN 1-1/2" C	LPA-H3/27,29,31	1
ACC-8	ROOF	-	208	3	71A	90A/3P	3 #3, 1# 8 GND IN 1-1/2" C	LPA-H3/28,30,32	1
ACC-9	ROOF	-	208	3	81.6A	100A/3P	3 #2, 1 #8 GND IN 1-1/2" C	LPA-H3/33,35,37	1
ACC-10	ROOF	-	208	3	71A	90A/3P	3 #3, 1# 8 GND IN 1-1/2" C	LPA-H3,34,36,38	1
ACC-11	ROOF	-	208	3	71A	90A/3P	3 #3, 1# 8 GND IN 1-1/2" C	LPA-H3/39,41,43	1
ACC-12	ROOF	-	208	3	71A	90A/3P	3 #3, 1# 8 GND IN 1-1/2" C	LPA-H3/40,42,44	1
RBU-1	CORRIDOR 159	226W	208	1	1A	20A/2P	2 #12, 1 #12 IN 3/4"C	LPA-H1/22,24	1,2
RBU-2	CORRIDOR 159	339W	208	1	1A		2 #12, 1 #12 IN 3/4"C		1,2
RBU-3	CORRIDOR 159	28W	208	1	1A		2 #12, 1 #12 IN 3/4"C		1,2
RBU-4	CORRIDOR 155	226W	208	1	1A	20A/2P	2 #12, 1 #12 IN 3/4"C	LPA-H2/1,3	1,2
RBU-5	CORRIDOR 155	110W	208	1	1A		2 #12, 1 #12 IN 3/4"C		1,2
RBU-6	CORRIDOR 155	339W	208	1	1A		2 #12, 1 #12 IN 3/4"C		1,2
RBU-7	CORRIDOR 155	110W	208	1	1A		2 #12, 1 #12 IN 3/4"C		1,2
RBU-8	CORRIDOR 155	339W	208	1	1A	20A/2P	2 #12, 1 #12 IN 3/4"C	LPA-H2/2,4	1,2
RBU-9	CORRIDOR 155	339W	208	1	1A		2 #12, 1 #12 IN 3/4"C		1,2
RBU-10	CORRIDOR 155	28W	208	1	1A		2 #12, 1 #12 IN 3/4"C		1,2
RBU-11	CORRIDOR 7	226W	208	1	1A	20A/2P	2 #12, 1 #12 IN 3/4"C	LPA-H3/45,47	1,2
RBU-12	CORRIDOR 7	226W	208	1	1A		2 #12, 1 #12 IN 3/4"C		1,2
RBU-13	CORRIDOR 7	226W	208	1	1A		2 #12, 1 #12 IN 3/4"C		1,2
RBU-14	CORRIDOR 7	339W	208	1	1A	20A/2P	2 #12, 1 #12 IN 3/4"C	LPA-H3/46,48	1,2
RBU-15	CORRIDOR 7	226W	208	1	1A		2 #12, 1 #12 IN 3/4"C		1,2
RBU-16	CORRIDOR 7	339W	208	1	1A		2 #12, 1 #12 IN 3/4"C		1,2
RBU-17	FITNESS 124	41W	208	1	1A	20A/2P	2 #12, 1 #12 IN 3/4"C	SUB DIST 2A/37,39	1,2
RBU-18	FITNESS 124	41W	208	1	1A		2 #12, 1 #12 IN 3/4"C		1,2
EFT-1	FITNESS 124	2.5KW	208	1	12A	20A/2P	2 #12, 1 #12 IN 3/4"C	SUB DIST 2A/20,22	1
EFT-2	FITNESS 124	2.5KW	208	1	12A	20A/2P	2 #12, 1 #12 IN 3/4"C	SUB DIST 2A/32,34	1
EFT-3	FITNESS 124	2.5KW	208	1	12A	20A/2P	2 #12, 1 #12 IN 3/4"C	SUB DIST 2A/36,38	1
EFT-4	FITNESS 124	2.5KW	208	1	12A	20A/2P	2 #12, 1 #12 IN 3/4"C	SUB DIST 2A/40,42	1
EFT-5	FITNESS 124	2.5KW	208	1	12A	20A/2P	2 #12, 1 #12 IN 3/4"C	SUB DIST 2C/34,36	1
EFT-6	FITNESS 124	2.5KW	208	1	12A	20A/2P	2 #12, 1 #12 IN 3/4"C	SUB DIST 2C/38,40	1
EFT-7	FITNESS 124	1.4KW	208	1	7A	20A/2P	2 #12, 1 #12 IN 3/4"C	PPW/63,65	1

1. ELECTRICAL CONTRACTOR IS RESPONSIBLE FOR THE MOUNTING, AND LINE/LOAD SIDE CONNECTIONS OF DISCONNECT AND/OR STARTER DEVICE ASSOCIATED WITH UNIT. MEANS OF DISCONNECT AND/OR STARTER ASSOCIATED WITH UNIT PROVIDE BY MECHANICAL CONTRACTOR. ELECTRICAL CONTRACTOR IS RESPONSIBLE FOR ALL FINAL CONNECTIONS TO EQUIPMENT.

2. WIRE EQUIPMENT TO SAME CIRCUIT BREAKER AS INDICATED.

CPL | Architecture Engineering Planning
26 IBM Road
Poughkeepsie, NY 12601
CPLteam.com

NY ENGINEERING FIRM CERTIFICATE #0021419

SOUTH ORANGETOWN Central School District
Capital Improvements Bond
Essential Infrastructure for Student Health, Safety and Success

PROJECT INFORMATION
Project Number
14457.20
Client Name
SOUTH ORANGETOWN CENTRAL SCHOOL DISTRICT
Project Name
PHASE 2: 2022 BOND

TAPPAN ZEE HIGH SCHOOL

Building Address
160 VAN WYCK RD., BLAUVELT, NY 10913

SED # 50-03-01-06-0-006-033

Registration Expiration Dates
Lauren Tarsio 09/30/26
Anthony Marchetti 05/31/27
Dave Hart 02/28/25
Jennifer Wengender 06/30/27

PROJECT ISSUE & REVISION SCHEDULE

#	Date	Description
4	11/15/24	BID ADDENDUM #4

PROFESSIONAL STAMPS

NEW YORK STATE EDUCATION STATEMENT
IT IS A VIOLATION OF THE NEW YORK STATE EDUCATION LAW AND THE COMMISSIONER'S REGULATIONS FOR ANY PERSON, UNLESS ACTING UNDER THE DIRECTION OF A LICENSED ARCHITECT, ENGINEER OR LAND SURVEYOR, TO ALTER AN ITEM IN ANY WAY. IF AN ITEM BEARING THE SEAL OF AN ARCHITECT, ENGINEER OR SURVEYOR IS ALTERED, THE ALTERING PARTY SHALL AFFIX TO THE ITEM THEIR SEAL AND THE NOTATION "ALTERED BY" FOLLOWED BY THEIR SIGNATURE AND THE DATE OF SUCH ALTERATION, AND A SPECIFIC DESCRIPTION OF THE ALTERATION.

SHEET INFORMATION
Issued: 10/25/2024
Scale: 12" = 1'-0"
Project Status: BID DOCUMENTS
Drawn By: MAY
Checked By: JBT
Drawing Title: ELECTRICAL SCHEDULES

Drawing Number
TZHS
E900

PANEL: LPA-ERU

LOCATION: IT 311A
VOLTAGE: 120/208V
FED FROM: EXISTING MDP
MOUNTING: Surface

A.I.C. RATING: 65K
MCB RATING: 2000 A
MAIN BUS RATING: 2000 A

CKT	BR...		LOAD DESCRIPTION	A (VA)		B (VA)		C (VA)		LOAD DESCRIPTION		BR...	CKT
1				14410	22336								2
3	175	3	ERU-1			14410	22336			ERU-2	3	225	4
5								14410	22336				6
7				18974	12489								8
9	225	3	ERU-3			18974	12489			ERU-4	3	150	10
11								18974	12489				12
13				18974	17893								14
15	225	3	ERU-5			18974	17893			ERU-6	3	200	16
17								18974	17893				18
19				14410	14410								20
21	175	3	ERU-7			14410	14410			ERU-8	3	175	22
23								14410	14410				24
25				12129	14651								26
27	150	3	ERU-9			12129	14651			ERU-10	3	175	28
29								12129	14651				30
31				14410	11528								32
33	175	3	ERU-11			14410	11528			ERU-12	3	150	34
35								14410	11528				36
37				22096	--					SPACE	1	--	38
39	250	3	ERU-14			22096	--			SPACE	1	--	40
41								22096	--	SPACE	1	--	42
43	--	1	SPACE	--	--					SPACE	1	--	44
45	--	1	SPACE			--	--			SPACE	1	--	46
47	--	1	SPACE					--	--	SPACE	1	--	48
49	--	1	SPACE	--	--					SPACE	1	--	50
51	--	1	SPACE			--	--			SPACE	1	--	52
53	--	1	SPACE					--	--	SPACE	1	--	54
			TOTAL LOAD	208712 VA		208712 VA		208712 VA					

4

PANEL: LPA-H1

LOCATION: IT 201
VOLTAGE: 120/208V
FED FROM: EXISTING MDP
MOUNTING: Surface

A.I.C. RATING: 10K
MCB RATING: MLO
MAIN BUS RATING: 400 A

CKT	BR...		LOAD DESCRIPTION	A (VA)		B (VA)		C (VA)		LOAD DESCRIPTION		BR...	CKT
1	20	1	RECEPTACLE: CLASSROOM 207	540	540					RECEPTACLE: CLASSROOM 205	1	20	2
3	20	1	RECEPTACLE: ROOF			360	212			SSI-5, SSI-6, SSI-7, SSI-8	2	20	4
5	20	2	SSI-1, SSI-2, SSI-3, SSI-4					324	212				6
7				324	324					SSI-13, SSI-14, SSI-15, SSI-16	2	20	8
9	20	2	SSI-9, SSI-10, SSI-11, SSI-12			324	324						10
11								324	418	SSI-114, SSI-15, SSI-116, SSI-117	2	20	12
13	20	2	SSI-17, SSI-18	162	418								14
15						162	14362						16
17								9799	14362	ACC-2	3	150	18
19	100	3	ACC-1	9799	14362								20
21						9799	297			RBU-1,2,3	2	20	22
23	20	1	FIRE/SMOKE DAMPERS					1500	297				24
25	20	1	CUH-1	500	0					SPARE	2	20	26
27	20	2	SPARE			0	0						28
29								0	0	SPARE	2	20	30
31	20	2	SPARE	0	0								32
33						0	0			SPARE	1	20	34
35	20	1	SPARE					0	0	SPARE	1	20	36
37	20	1	SPARE	0	0					SPARE	1	20	38
39	20	1	SPARE			0	0			SPARE	1	20	40
41	20	1	SPARE					0	0	SPARE	1	20	42
43	20	1	SPARE	0	0					SPARE	1	20	44
45	--	1	SPACE			--	--			SPACE	1	--	46
47	--	1	SPACE					--	--	SPACE	1	--	48
49	--	1	SPACE	--	--					SPACE	1	--	50
51	--	1	SPACE			--	--			SPACE	1	--	52
53	--	1	SPACE					--	--	SPACE	1	--	54
			TOTAL LOAD	26969 VA		25840 VA		27236 VA					

4

4

ELECTRICAL EQUIPMENT CONNECTION SCHEDULE

EQUIPMENT	LOCATION	HP/FLA	VOLTS	PHASE	AMPS	BREAKER SIZE	WIRE/CONDUIT SIZE	PANEL/CIRCUIT	REMARKS:
SSI-67	424	0.41A	208	1	0.51A	20A/2P	2 #12, 1 #12 GND IN 3/4" C	LPA-H3/3,5	1
SSI-68	422	0.41A	208	1	0.51A	20A/2P	2 #12, 1 #12 GND IN 3/4" C	LPA-H3/4,6	1,2
SSI-69	422	0.41A	208	1	0.51A		2 #12, 1 #12 GND IN 3/4" C		1,2
SSI-70	420	0.41A	208	1	0.51A		2 #12, 1 #12 GND IN 3/4" C		1,2
SSI-71	420	0.41A	208	1	0.51A		2 #12, 1 #12 GND IN 3/4" C		1,2
SSI-72	418	0.62A	208	1	0.78A	20A/2P	2 #12, 1 #12 GND IN 3/4" C	LPA-H3/7,9	1,2
SSI-73	418	0.62A	208	1	0.78A		2 #12, 1 #12 GND IN 3/4" C		1,2
SSI-74	416	0.25A	208	1	0.32A		2 #12, 1 #12 GND IN 3/4" C		1,2
SSI-75	423	0.62A	208	1	0.78A		2 #12, 1 #12 GND IN 3/4" C		1,2
SSI-76	423	0.62A	208	1	0.78A		2 #12, 1 #12 GND IN 3/4" C		1,2
SSI-77	421	0.62A	208	1	0.78A	20A/2P	2 #12, 1 #12 GND IN 3/4" C	LPA-H3/8,10	1,2
SSI-78	421	0.62A	208	1	0.78A		2 #12, 1 #12 GND IN 3/4" C		1,2
SSI-79	419	0.62A	208	1	0.78A		2 #12, 1 #12 GND IN 3/4" C		1,2
SSI-80	419	0.62A	208	1	0.78A		2 #12, 1 #12 GND IN 3/4" C		1,2
SSI-81	417	0.62A	208	1	0.78A	20A/2P	2 #12, 1 #12 GND IN 3/4" C	LPA-H3/11,13	1,2
SSI-82	417	0.62A	208	1	0.78A		2 #12, 1 #12 GND IN 3/4" C		1,2
SSI-83	415	0.62A	208	1	0.78A		2 #12, 1 #12 GND IN 3/4" C		1,2
SSI-84	415	0.62A	208	1	0.78A		2 #12, 1 #12 GND IN 3/4" C		1,2
SSI-85	413	0.62A	208	1	0.78A	20A/2P	2 #12, 1 #12 GND IN 3/4" C	LPA-H3/12,14	1,2
SSI-86	413	0.62A	208	1	0.78A		2 #12, 1 #12 GND IN 3/4" C		1,2
SSI-87	414	0.41A	208	1	0.51A		2 #12, 1 #12 GND IN 3/4" C		1,2
SSI-88	414	0.41A	208	1	0.51A		2 #12, 1 #12 GND IN 3/4" C		1,2
SSI-89	412	0.41A	208	1	0.51A	20A/2P	2 #12, 1 #12 GND IN 3/4" C	LPA-H3/15,17	1,2
SSI-90	412	0.41A	208	1	0.51A		2 #12, 1 #12 GND IN 3/4" C		1,2
SSI-91	410	0.41A	208	1	0.51A		2 #12, 1 #12 GND IN 3/4" C		1,2
SSI-92	410	0.41A	208	1	0.51A		2 #12, 1 #12 GND IN 3/4" C		1,2
SSI-93	408	0.41A	208	1	0.51A	20A/2P	2 #12, 1 #12 GND IN 3/4" C	LPA-H3/16,18	1,2
SSI-94	408	0.41A	208	1	0.51A		2 #12, 1 #12 GND IN 3/4" C		1,2
SSI-95	406	0.41A	208	1	0.51A		2 #12, 1 #12 GND IN 3/4" C		1,2
SSI-96	406	0.41A	208	1	0.51A		2 #12, 1 #12 GND IN 3/4" C		1,2
SSI-97	400	0.41A	208	1	0.51A		2 #12, 1 #12 GND IN 3/4" C		1,2
SSI-98	411	0.62A	208	1	0.78A	20A/2P	2 #12, 1 #12 GND IN 3/4" C	LPA-H3/19,21	1,2
SSI-99	411	0.62A	208	1	0.78A		2 #12, 1 #12 GND IN 3/4" C		1,2
SSI-100	409	0.62A	208	1	0.78A		2 #12, 1 #12 GND IN 3/4" C		1,2
SSI-101	409	0.62A	208	1	0.78A		2 #12, 1 #12 GND IN 3/4" C		1,2
SSI-102	407	0.62A	208	1	0.78A	20A/2P	2 #12, 1 #12 GND IN 3/4" C	LPA-H3/20,22	1,2
SSI-103	407	0.62A	208	1	0.78A		2 #12, 1 #12 GND IN 3/4" C		1,2
SSI-104	405	0.62A	208	1	0.78A		2 #12, 1 #12 GND IN 3/4" C		1,2
SSI-105	405	0.62A	208	1	0.78A		2 #12, 1 #12 GND IN 3/4" C		1,2
SSI-106	403	0.62A	208	1	0.78A	20A/2P	2 #12, 1 #12 GND IN 3/4" C	LPA-H3/23,25	1,2
SSI-107	403	0.62A	208	1	0.78A		2 #12, 1 #12 GND IN 3/4" C		1,2
SSI-108	401	0.62A	208	1	0.78A		2 #12, 1 #12 GND IN 3/4" C		1,2
SSI-109	401	0.62A	208	1	0.78A		2 #12, 1 #12 GND IN 3/4" C		1,2
SSI-110	7	2.16A	208	1	2.7A	20A/2P	2 #12, 1 #12 GND IN 3/4" C	LPA-H3/24,26	1,2
SSI-111	7	2.16A	208	1	2.7A		2 #12, 1 #12 GND IN 3/4" C		1,2
SSI-112	155	2.16A	208	1	2.7A		2 #12, 1 #12 GND IN 3/4" C		1,2
SSI-113	155	2.16A	208	1	2.7A		2 #12, 1 #12 GND IN 3/4" C		1,2
SSI-114	159	2.16A	208	1	2.7A	20A/2P	2 #12, 1 #12 GND IN 3/4" C	LPA-H1/12,14	1,2
SSI-115	201	0.39A	208	1	0.49A		2 #12, 1 #12 GND IN 3/4" C		1,2
SSI-116	311	0.33A	208	1	0.42A		2 #12, 1 #12 GND IN 3/4" C		1,2
SSI-117	311A	0.33A	208	1	0.42A		2 #12, 1 #12 GND IN 3/4" C		1,2
SSI-118	312A	0.17A	208	1	0.22A	20A/2P	2 #12, 1 #12 GND IN 3/4" C	LPA-H2/37,39	1,2
SSI-119	416A	0.41A	208	1	0.61A		2 #12, 1 #12 GND IN 3/4" C		1,2
SSI-120	124	0.62A	208	1	0.78A	20A/2P	2 #12, 1 #12 GND IN 3/4" C	LPC-GA/28,30	1,2
SSI-121	124	0.62A	208	1	0.78A		2 #12, 1 #12 GND IN 3/4" C		1,2
SSI-122	124	0.62A	208	1	0.78A		2 #12, 1 #12 GND IN 3/4" C		1,2
SSI-123	125	0.23A	208	1	0.29A		2 #12, 1 #12 GND IN 3/4" C		1,2
SSO-1	EXTERIOR	27.5A	208	3	39A	50A/3P	3 #8, 1 #10 GND IN 1" C	LPC-GA/32,34,36	1
EC-1	124	28KW	208	3	78A	100A/3P	3 #2, 1 #8 GND IN 1-1/2" C	SUB DIST. 2C/37,39,41	1
ERU-13	124	4.5A	208	1	10.1A	20A/2P	2 #12, 1 #12 GND IN 3/4" C	LPC-GA/38,40	1
BOILER B-2	BOILER ROOM	2HP	208	3	7.8A	20A/3P	3 #12, 1 #12 GND IN 3/4" C	EBP/16,18,20	1,3
BOILER B-3	BOILER ROOM	2HP	208	3	7.8A	20A/3P	3 #12, 1 #12 GND IN 3/4" C	EBP/22,24,26	1,3
BOILER B-4	BOILER ROOM	18A	208	3	20A	20A/3P	3 #12, 1 #12 GND IN 3/4" C	EBP/13,15,17	1,3
PUMP P-1	BOILER ROOM	3.3A	208	1	4A	20A/2P	2 #12, 1 #12 GND IN 3/4" C	EBP/25,27	1
PUMP P-2	BOILER ROOM	5HP	208	3	17.5A	40A/3P	2 #12, 1 #12 GND IN 3/4" C	EBP/19,21,23	1
CUH-1	CORRIDOR 159	0.05HP	120	1	1A	20A/1P	2 #12, 1 #12 GND IN 3/4" C	LPA-H1/25	1
CUH-2	CORRIDOR 02-107	0.05HP	120	1	1A	20A/1P	2 #12, 1 #12 GND IN 3/4" C	LPA-H3/49	1,2
CUH-3	CORRIDOR 02-107	0.05HP	120	1	1A		2 #12, 1 #12 GND IN 3/4" C		1,2
CP-1	CORRIDOR 155	1/50HP	120	1	1A	20A/1P	2 #12, 1 #12 GND IN 3/4" C	P320A-2/4	1,2
CP-2	CORRIDOR 155	1/50HP	120	1	1A		2 #12, 1 #12 GND IN 3/4" C		1,2

1. ELECTRICAL CONTRACTOR IS RESPONSIBLE FOR THE MOUNTING, AND LINE/LOAD SIDE CONNECTIONS OF DISCONNECT AND/OR STARTER DEVICE ASSOCIATED WITH UNIT. MEANS OF DISCONNECT AND/OR STARTER ASSOCIATED WITH UNIT PROVIDE BY MECHANICAL CONTRACTOR. ELECTRICAL CONTRACTOR IS RESPONSIBLE FOR ALL FINAL CONNECTIONS TO EQUIPMENT.

2. WIRE EQUIPMENT TO SAME CIRCUIT BREAKER AS INDICATED.

3. BOILERS TO BE WIRED THROUGH VFD AND THEN ONTO BOILER. WIRE BETWEEN VFD AND BOILER WITH WIRE SIZE INDICATED.

4

CPL | Architecture Engineering Planning
26 IBM Road
Poughkeepsie, NY 12601
CPLteam.com

NY ENGINEERING FIRM CERTIFICATE #0021419

SOUTH ORANGETOWN Central School District
Capital Improvements Bond
Essential Infrastructure for Student Health, Safety and Success

PROJECT INFORMATION

Project Number
14457.20
Client Name
SOUTH ORANGETOWN CENTRAL SCHOOL DISTRICT
Project Name
PHASE 2: 2022 BOND

TAPPAN ZEE HIGH SCHOOL

Building Address
160 VAN WYCK RD., BLAUVELT, NY 10913

SED # 50-03-01-06-0-006-033

Registration Expiration Dates
Lauren Tarsio 09/30/26
Anthony Marchetti 05/31/27
Dave Hart 02/28/25
Jennifer Wengender 06/30/27

PROJECT ISSUE & REVISION SCHEDULE

#	Date	Description
4	11/15/24	BID ADDENDUM #4

PROFESSIONAL STAMPS

NEW YORK STATE EDUCATION STATEMENT
IT IS A VIOLATION OF THE NEW YORK STATE EDUCATION LAW AND THE COMMISSIONER'S REGULATIONS FOR ANY PERSON, UNLESS ACTING UNDER THE DIRECTION OF A LICENSED ARCHITECT, ENGINEER OR LAND SURVEYOR, TO ALTER AN ITEM IN ANY WAY. IF AN ITEM BEARING THE SEAL OF AN ARCHITECT, ENGINEER OR SURVEYOR IS ALTERED, THE ALTERING PARTY SHALL AFFIX TO THE ITEM THEIR SEAL AND THE NOTATION "ALTERED BY" FOLLOWED BY THEIR SIGNATURE AND THE DATE OF SUCH ALTERATION, AND A SPECIFIC DESCRIPTION OF THE ALTERATION.

SHEET INFORMATION

Issued: 10/25/2024
Scale: 12" = 1'-0"
Project Status: BID DOCUMENTS
Drawn By: MAY
Checked By: JBT
Drawing Title: ELECTRICAL SCHEDULES

Drawing Number
TZHS
E901

PANEL: LPA-H2

LOCATION: STORAGE 02-101
VOLTAGE: 120/208V
FED FROM: EXISTING MDP
MOUNTING: Surface

A.I.C. RATING: 22K
MCB RATING: MLO
MAIN BUS RATING: 600 A

CKT	BR...		LOAD DESCRIPTION	A (VA)		B (VA)		C (VA)		LOAD DESCRIPTION	BR...		CKT
1	20	2	RBU-4,5,6,7	393	353					RBU-8,9,10	2	20	2
3						393	353						4
5	20	2	SPARE					0	0	SPARE	2	20	6
7				0	0								8
9	20	1	SPARE			0	360			RECEPTACLE: ROOF AREA C1	1	20	10
11	20	1	RECEPTACLE: ROOF AREA C2					540	212	SSI-23, SSI-24, SSI-25, SSI-26	2	20	12
13	20	2	SSI-19, SSI-20, SSI-21, SSI-22	212	212								14
15						212	324			SSI-31, SSI-32, SSI-33, SSI-34	2	20	16
17	20	2	SSI-27, SSI-28, SSI-29, SSI-30					324	324				18
19				324	0					SPARE	2	20	20
21	20	2	SSI-35, SSI-36, SSI-37, SSI-38			212	0						22
23								212	212	SSI-48, SSI-49, SSI-50, SSI-51	2	20	24
25	20	2	SSI-44, SSI-45, SSI-46, SSI-47	324	212								26
27						324	1000			SSI-56, SSI-57, SSI-58, SSI-59	2	20	28
29	20	2	SSI-52, SSI-53, SSI-54, SSI-55					212	1000				30
31				212	321					SSI-39, SSI-40, SSI-41, SSI-42, SSI-43	2	20	32
33	20	2	SSI-60, SSI-61, SSI-62, SSI-63			324	321						34
35								324	11252	ACC-3	3	125	36
37	20	2	SSI-118, SSI-119	86	11252								38
39						86	11252						40
41	125	3	ACC-4					11961	11252	ACC-5	3	125	42
43				11961	11252								44
45						11961	11252						46
47	150	3	ACC-6					14362	0	SPARE	1	20	48
49				14362	0					SPARE	1	20	50
51						14362	0			SPARE	1	20	52
53	20	1	SPARE					0	0	SPARE	1	20	54
			TOTAL LOAD	51475 VA		52735 VA		52187 VA					

PANEL: LPA-H3

LOCATION: STORAGE 402
VOLTAGE: 120/208V
FED FROM: EXISTING MDP
MOUNTING: Surface

A.I.C. RATING: 22K
MCB RATING: MLO
MAIN BUS RATING: 600 A

CKT	BR...		LOAD DESCRIPTION	A (VA)		B (VA)		C (VA)		LOAD DESCRIPTION	BR...		CKT
1	20	1	RECEPTACLE: ROOF AREA D1	540	540					RECEPTACLE: ROOF AREA D2	1	20	2
3	20	2	SSI-64, SSI-65, SSI-66, SSI-67			212	212			SSI-68, SSI-69, SSI-70, SSI-70	2	20	4
5								212	212				6
7	20	2	SSI-72, SSI-73, SSI-74, SSI-75, SSI-76	357	324					SSI-77, SSI-78, SSI-79, SSI-80	2	20	8
9						357	324						10
11	20	2	SSI-81, SSI-82, SSI-83, SSI-84					324	268	SSI-85, SSI-86, SSI-87, SSI-88	2	20	12
13				324	268								14
15	20	2	SSI-89, SSI-90, SSI-91, SSI-92			212	265			SSI-93, SSI-94, SSI-95, SSI-96, SSI-97	2	20	16
17								212	265				18
19	20	2	SSI-98, SSI-99, SSI-100, SSI-101	324	324					SSI-102, SSI-103, SSI-104, SSI-105	2	20	20
21						324	324						22
23	20	2	SSI-106, SSI-107, SSI-108, SSI-109					324	1122	SSI-110, SSI-11, SSI-12, SSI-13	2	20	24
25				324	1122								26
27	90	3	ACC-7			8526	8526			ACC-8	3	90	28
29								8526	8526				30
31				8526	8526								32
33	100	3	ACC-9			9799	8526			ACC-10	3	90	34
35								9799	8526				36
37				9799	8526								38
39	90	3	ACC-11			8526	8526			ACC-12	3	90	40
41								8526	8526				42
43				8526	8526								44
45	20	2	RBU-11,12,13			339	452			RBU-14,15,16	2	20	46
47								339	452				48
49	20	1	CUH-2, CUH-3	1000	0					SPARE	1	20	50
51	20	1	SPARE			0	0			SPARE	1	20	52
53	20	1	SPARE					0	0	SPARE	1	20	54
			TOTAL LOAD	57876 VA		55450 VA		56159 VA					

CPL | Architecture Engineering Planning
26 IBM Road
Poughkeepsie, NY 12601
CPLteam.com

NY ENGINEERING FIRM CERTIFICATE #0021419

SOUTH ORANGETOWN Central School District
Capital Improvements Bond
Essential Infrastructure for Student Health, Safety and Success

PROJECT INFORMATION

Project Number
14457.20

Client Name
SOUTH ORANGETOWN CENTRAL SCHOOL DISTRICT

Project Name
PHASE 2: 2022 BOND

TAPPAN ZEE HIGH SCHOOL

Building Address
160 VAN WYCK RD., BLAUVELT, NY 10913

SED # 93-03-01-06-0-006-033

Registration Expiration Dates
Lauren Fargo 09/08/26
Anthony Marchetti 03/01/27
Dave Hart 02/28/25
Jennifer Wangender 06/08/27

PROJECT ISSUE & REVISION SCHEDULE

#	Date	Description
4	11/15/24	BID ADDENDUM #4

PROFESSIONAL STAMPS

NEW YORK STATE EDUCATION STATEMENT

IT IS A VIOLATION OF THE NEW YORK STATE EDUCATION LAW AND THE COMMISSIONER'S REGULATIONS FOR ANY PERSON, UNLESS ACTING UNDER THE DIRECTION OF A LICENSED ARCHITECT, ENGINEER OR LAND SURVEYOR, TO ALTER IN ANY WAY AN ITEM BEARING THE SEAL OF AN ARCHITECT, ENGINEER OR SURVEYOR IS A CRIME. THE ALTERING ARCHITECT, ENGINEER OR SURVEYOR MAY ATTACH A SUPPLEMENTAL SEAL TO THE ITEM ALTERED. THE SUPPLEMENTAL SEAL SHOULD BE NEAR THE ORIGINAL SEAL, AND INCLUDE THE SIGNATURE, THE NAME, SIGNATURE AND THE DATE OF SUCH ALTERATION, AND A SPECIFIC DESCRIPTION OF THE ALTERATION.

SHEET INFORMATION

Issued
10/25/2024

Scale

Project Status
BID DOCUMENTS

Drawn By
MAY

Checked By
JBT

Drawing Title
ELECTRICAL SCHEDULES

Drawing Number
TZHS
E902

11/14/2024 3:39:24 PM <project location>\REVIT PROJECT FILES ON BIM 360