

# VALLEY CENTRAL SCHOOL DISTRICT

## BEREA ELEMENTARY SCHOOL

### 2023 CAPITAL PROJECT - PHASE 1

ISSUED FOR BID: 10/18/24

CSARCH - ARCHITECTS  
BLAKE ENGINEERING, PLLC - M.E.P. ENGINEERS  
PASSERO ASSOCIATES - SITE/CIVIL AND STRUCTURAL ENGINEERS  
AECC ENVIRONMENTAL CONSULTING - HAZARDOUS MATERIALS DESIGNERS

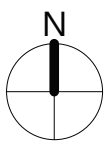
STATE EDUCATION DEPARTMENT PROJECT CONTROL NUMBER:  
2023 CAPITAL PROJECT - PHASE 1 44-13-01-06-0-017-014  
THE DESIGN OF THIS PROJECT CONFORMS TO APPLICABLE PROVISIONS OF THE NEW YORK STATE UNIFORM FIRE PREVENTION AND BUILDING CODE, THE NEW YORK STATE ENERGY CONSERVATION CONSTRUCTION CODE, AND THE MANUAL OF PLANNING STANDARDS OF THE NEW YORK STATE EDUCATION DEPARTMENT.

CSArch PROJECT NO. 187-2302.01



VICINITY MAP

NTS



DRAWING LIST	
<b>GENERAL DRAWINGS</b> BES G000 COVER & SHEET INDEX BES G001 SYMBOLS, ABBREVIATIONS, MISC. AND PARTITION TYPES BES G111 OVERALL FLOOR PLAN - FIRST FLOOR	<b>PLUMBING GENERAL DRAWINGS</b> BES P001 PLUMBING NOTES, SCHEDULE, LEGEND, & DETAILS
<b>LIFE SAFETY DRAWINGS</b> BES LS111 LIFE SAFETY PLANS - FIRST FLOOR BES LS112 SMOKE ZONE PLANS	<b>PLUMBING DEMOLITION DRAWINGS</b> BES PD111 PLUMBING DEMOLITION PLAN - PART 1 BES PD112 PLUMBING DEMOLITION PLAN - PART 2
<b>HAZARDOUS MATERIALS DRAWINGS</b> BES AA100 ASBESTOS ABATEMENT FIRST FLOOR AREA A	<b>PLUMBING DRAWINGS</b> BES P111 PLUMBING PLAN - PART 1 BES P112 PLUMBING PLAN - PART 2
<b>CIVIL DRAWINGS</b> BES C100 KEY PLAN BES C130 SITE, GRADING AND ESC PLAN BES C530 DETAILS	<b>MECHANICAL GENERAL DRAWINGS</b> BES M001 MECHANICAL NOTES, LEGENDS, SCHEDULES & DETAILS BES M002 MECHANICAL SCHEDULES & DETAILS
<b>ARCHITECTURAL DEMOLITION DRAWINGS</b> BES AD111 REMOVALS PLAN - FIRST FLOOR - AREA A BES AD121 REMOVALS PLAN - FIRST FLOOR - AREA B BES AD811 REFLECTED CEILING DEMO PLAN - FIRST FLOOR AREA A BES AD812 REFLECTED CEILING DEMO PLAN - FIRST FLOOR AREA B	<b>MECHANICAL DEMOLITON DRAWINGS</b> BES MD111 MECHANICAL DEMOLITION PLAN - PART 1 BES MD112 MECHANICAL DEMOLITION PLAN - PART 2
<b>ARCHITECTURAL DRAWINGS</b> BES A111 ENLARGED FLOOR PLAN - FIRST FLOOR - AREA A BES A112 ENLARGED FLOOR PLAN - FIRST FLOOR - AREAB BES A201 EXTERIOR ELEVATIONS BES A202 EXTERIOR ELEVATIONS BES A351 PLAN AND SECTION DETAILS BES A601 ENLARGED PLAN AND INTERIOR ELEVATIONS BES A602 ENLARGED PLAN AND INTERIOR ELEVATIONS BES A651 CASEWORK DETAILS BES A811 REFLECTED CEILING PLAN - FIRST FLOOR AREA A BES A812 REFLECTED CEILING PLAN - FIRST FLOOR AREA B BES A901 DOOR, WINDOW, & STOREFRONT DETAILS	<b>MECHANICAL DRAWINGS</b> BES M111 MECHANICAL PLAN - PART 1 BES M112 MECHANICAL PLAN - PART 2
<b>ARCHITECTURAL FINISH DRAWINGS</b> BES AF001 MATERIAL SCHEDULE BES AF002 SIGNAGE TYPES AND SCHEDULE BES AF111 ENLARGED FLOOR FINISHES PLAN - FIRST FLOOR - AREA A BES AF112 ENLARGED FLOOR FINISHES PLAN - FIRST FLOOR - AREA B	<b>ELECTRICAL GENERAL DRAWINGS</b> BES E001 ELECTRICAL NOTES, LEGENDS, SCHEDULES & DETAILS
<b>FURNITURE DRAWINGS</b> BES FE111 FLOOR FURNITURE PLAN - FIRST FLOOR - AREA A	<b>ELECTRICAL DEMOLITION DRAWINGS</b> BES ED111 ELECTRICAL DEMOLITION PLAN - PART 1 BES ED112 ELECTRICAL DEMOLITION PLAN - PART 2
	<b>ELECTRICAL DRAWINGS</b> BES E111 ELECTRICAL PLAN - PART 1 BES E112 ELECTRICAL PLAN - PART 2 BES E211 LIGHTING PLAN - PART 1 BES E212 LIGHTING PLAN - PART2

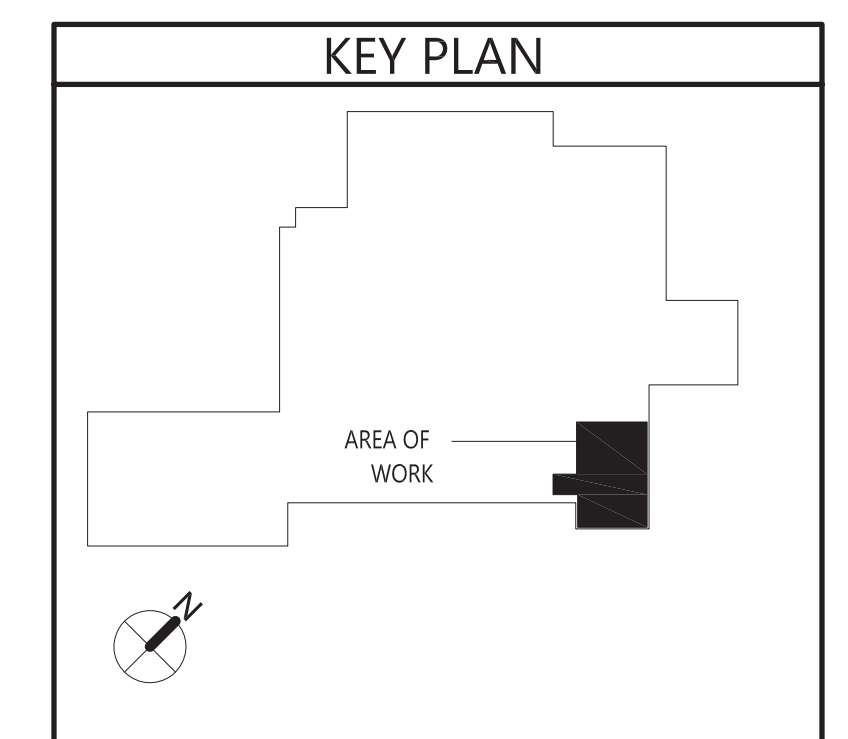
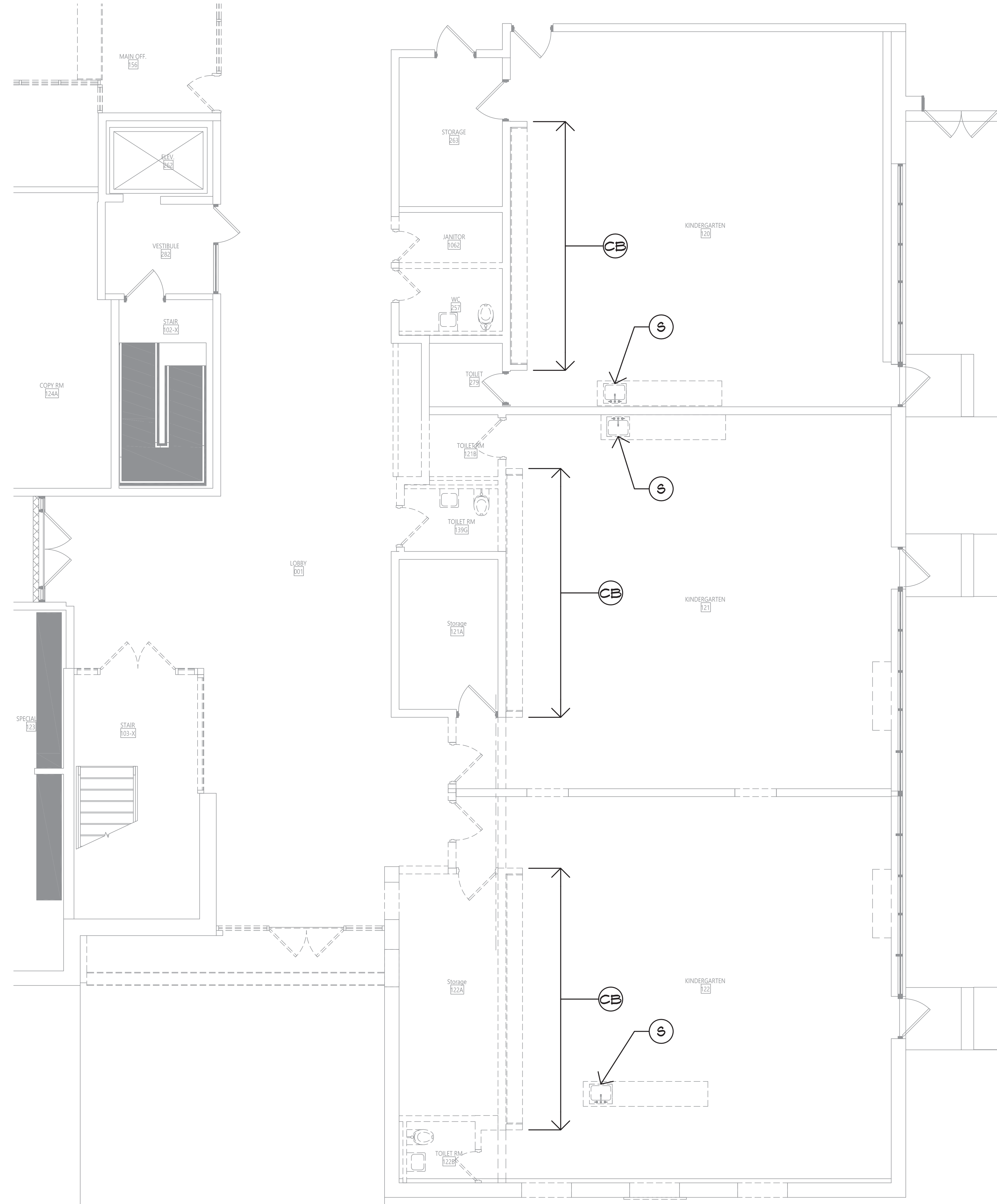


EXPIRATION DATE: 02/28/2025



1. CONTRACTOR TO PROTECT THEIR EMPLOYEES WITH ADEQUATE PERSONAL PROTECTIVE EQUIPMENT AT ALL TIMES, WHEN PERFORMING WORK ON THIS PROJECT.
2. DISTRICT TO PROVIDE A WATER SUPPLY AND AN ELECTRICAL POWER SOURCE ON THIS PROJECT TO CONDUCT WORK ACTIVITIES. CONTRACTOR TO PROVIDE ALL INTERCONNECTS FOR WATER/POWER AND TO ENSURE THAT ALL EMPLOYEES ARE TESTED AND EQUIPPED PROPERLY, INSTALLED BY A LICENSED PLUMBER/ELECTRICIAN.
3. CONTRACTOR'S EMPLOYEES SHALL WEAR PROTECTIVE SUITS AND HALF-FACE RESPIRATORS (AT A MINIMUM) AT ALL TIMES, REGARDLESS OF ANY NEGATIVE EXPOSURE ASSESSMENT REPORTS / DATA.

1. CONTRACTOR SHALL OBSERVE ALL FEDERAL, STATE, AND LOCAL REGULATIONS GOVERNING ASBESTOS ABATEMENT.
2. ASBESTOS ABATEMENT PROCEDURES SHALL BE CONDUCTED IN A MANNER CONSISTENT WITH PROJECT SPECIFICATION 02213.
3. THE SCOPE OF ABATEMENT WORK INVOLVES THE REMOVAL OF ASBESTOS-CONTAINING MATERIALS FROM THE AREAS INDICATED ON THE AS SERIES DRAWINGS.
4. THE CONTRACTOR ASSUMES THE RESPONSIBILITY FOR THE MEANS AND METHODS UTILIZED TO COMPLETE THE PROJECT IN A TIMELY, PROFESSIONAL, LEGAL, AND SAFE MANNER.
5. THE CONTRACTOR ACKNOWLEDGES THAT THE PROVIDED DRAWINGS MAY NOT BE TO SCALE. IT IS THE RESPONSIBILITY OF THE CONTRACTOR TO CONDUCT A PRE-BID WALKTHROUGH AND SATISFY THEMSELVES OF THE QUANTITIES OF ASBESTOS-CONTAINING MATERIALS, PRESUMED ASBESTOS-CONTAINING MATERIALS, AND THAT THEY SHALL BE CONTRACTUALLY OBLIGATED TO HANDLE AND DISPOSE OF ON THIS PROJECT.
6. DECONTAMINATION ENCLOSURES SHALL BE CONSTRUCTED IN ACCORDANCE WITH THE REQUIREMENTS OF NYSDOL ICR 56. THE LOCATIONS OF THESE ENCLOSURES, STAGING AREAS, WASTE DUMPSTERS / TRAILERS / VEHICLES, POWER AND WATER SOURCES SHALL BE IDENTIFIED TO DISTRICT REPRESENTATIVES AND THE PROJECT DESIGNER SEVENTY-TWO (72) HOURS PRIOR TO THE COMMENCEMENT OF ANY ACTIVITIES ON-SITE. THE CONTRACTOR ACCEPTS THAT DISTRICT REPRESENTATIVES AND/OR THE PROJECT DESIGNER MAY FIND THIS PLAN FOR ANY REASON DEEMED NECESSARY. THE CONTRACTOR MAY NOT PROCEED WITH ABATEMENT ACTIVITIES UNTIL THEY HAVE THE APPROVAL OF DISTRICT REPRESENTATIVES AND THE PROJECT DESIGNER.
7. THE DISTRICT (OR THEIR DESIGNATED PERSONNEL) SHALL BE RESPONSIBLE FOR HIRING THE PROJECT MONITORING FIRM ON THIS PROJECT. THE CONTRACTOR SHALL RECOGNIZE THE SELECTED FIRM'S PERSONNEL AS THE BUILDING OWNER'S REPRESENTATIVE. THE CONTRACTOR SHALL BE RESPONSIBLE FOR THE COLLECTION OF PERSONAL AIR SAMPLES FOR THEIR EMPLOYEES DURING THIS PROJECT.
8. CONTRACTOR SHALL COORDINATE AND SCHEDULE ALL WORK WITH DISTRICT REPRESENTATIVES AND THE MONITORING FIRM.



845-561-3179 [www.csarchpc.com](http://www.csarchpc.com)



VALLEY CENTRAL SCHOOL DISTRICT  
BEREA ELEMENTARY SCHOOL  
2023 CAPITAL PROJECT - PHASE 1

DATE	DESCRIPTION
Drawn By:	WF
Checked By:	B8
Date:	44-13-01-06-0-015-033
Arch Proj. #:	187-2302.01
Red for Bid:	10/18/24

et Title <b>ASBESTOS ABATEMENT FIRST FLOOR AREA A</b>	et No. <b>BES AA-100</b>
--	---------------------------------

INSTRUCTION DOCUMENTS

INSTRUCTION DOCUMENTS

C:\Users\rcllura\Documents\187-2302.01 VCSO BES\_rclluraXYARE.rvt

# 1 AREA A - PARTIAL FIRST FLOOR ABATEMENT PLAN

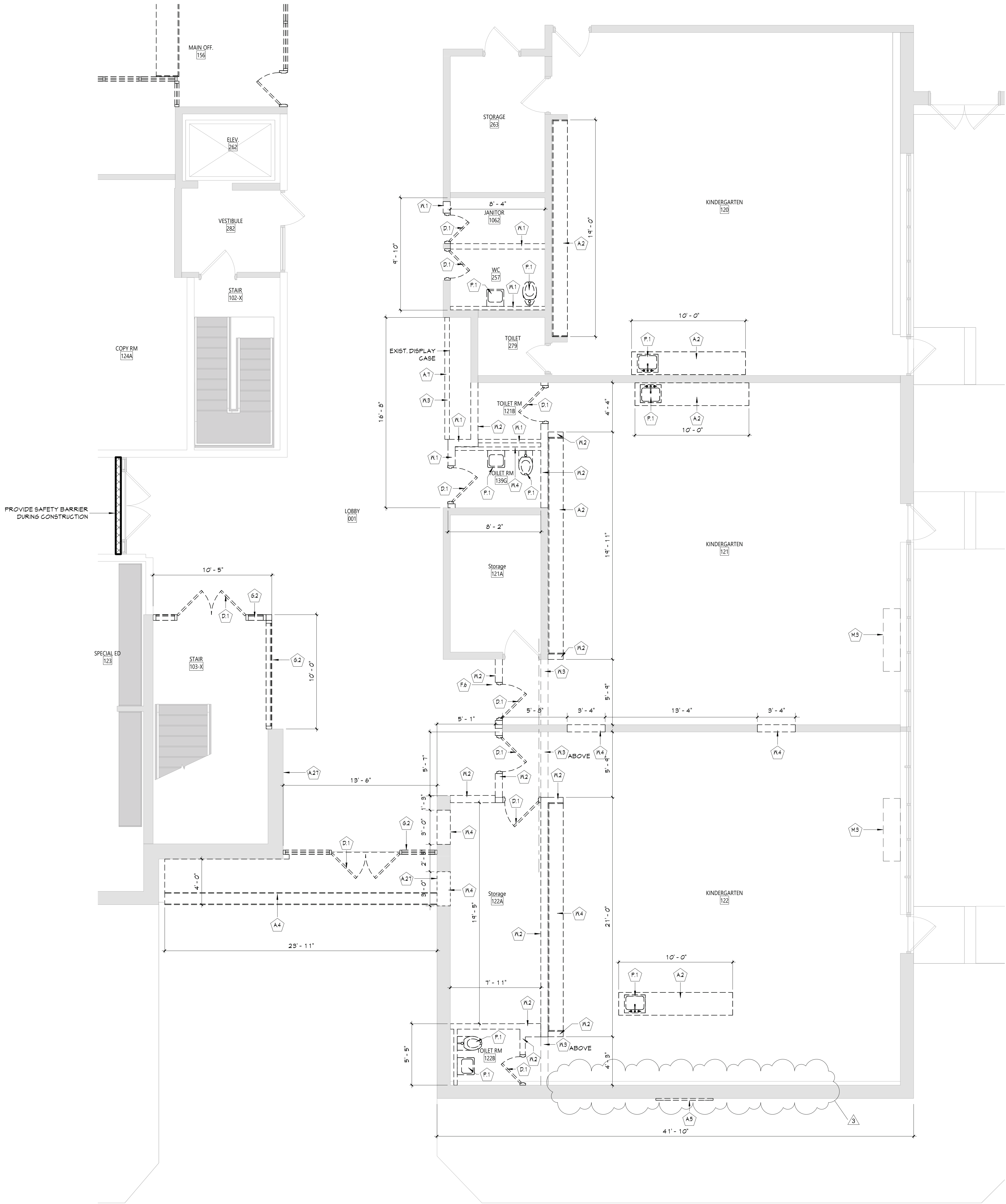
LEGEND:

(CB) PRESUMED ASBESTOS-CONTAINING CAULK/CORK BOARD MASTIC TO BE REMOVED (APPROX. 300 SF)

(S) ASBESTOS-CONTAINING SINK BASIN MASTIC TO BE REMOVED (APPROX. 12 SF)

COPYRIGHT © ALL RIGHTS RESERVED

C:\Users\jmliller\Documents\187-2302.01 VCSD BES\_emailer303.dwg



1 AREA C - PARTIAL FIRST FLOOR REMOVAL PLAN  
AD111 1/4" = 1'-0"

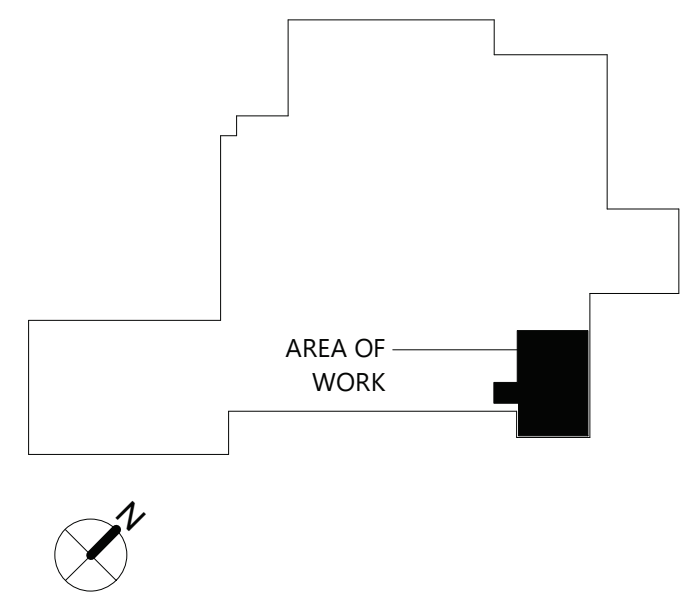
#### GENERAL REMOVAL NOTES

- COORDINATE ALL REMOVALS WITH NEW CONSTRUCTION.
- PATCH AND REPLACE EXISTING AND NEWLY CREATED HOLES IN WALLS (DUE TO REMOVAL) WITH MATERIALS TO MATCH EXISTING CONSTRUCTION.
- SALVAGED ITEMS SHALL BE TURNED OVER TO OWNER, UNO.
- ALL KEYED REMOVALS SHALL INCLUDE REMOVAL OF ANY AND ALL ANCHORING SYSTEMS INCLUDING OBJECTS EMBEDDED INTO EXISTING WALLS.
- REFER TO ASBESTOS AND MEP DRAWINGS FOR ADDITIONAL REMOVAL INFORMATION.
- PROVIDE TEMPORARY SHORING AS NECESSARY AT ALL AREAS OF WALL REMOVAL AND NEW WALL PENETRATIONS.
- DRILL CORNERS OF ALL NEW SANGUIT OPENING PRIOR TO SANGUITTING, TO PREVENT CUTTING INTO SCHEDULED CONSTRUCTION TO REMAIN.

#### DEMOLITION KEYNOTES

#	Description
A.2	REMOVE CASEWORK IN ITS ENTIRETY, INCLUDING ALL ELOGGING FASTENERS AND BASE TRIM. REFER TO MEP DRAWINGS FOR ADDITIONAL REMOVALS.
A.4	REMOVE STAIRS/RAMP IN THEIR ENTIRETY, INCLUDING ALL STRUCTURE, HANDRAILS AND LANDINGS. COORDINATE REMOVAL WITH CIVIL DRAWINGS.
A.5	REMOVE BUILT-IN CASEWORK IN ITS ENTIRETY.
A.7	REMOVE EXISTING GLAZING ASSOCIATED WITH THE DISPLAY CASE.
A.21	EXISTING PLAQUES TO BE CAREFULLY REMOVED AND STORED FOR FUTURE INSTALLATION.
D.1	REMOVE DOOR, HARDWARE, AND FRAME IN ITS ENTIRETY.
F.6	PATCH TERRAZZO FLOORING.
G.2	REMOVE STOREFRONT SYSTEM IN ITS ENTIRETY, INCLUDING ALL SILLS, FLASHING, AND FASTENERS.
M.3	MECHANICAL UNIT. REFER TO MECHANICAL DRAWINGS FOR ADDITIONAL INFORMATION.
P.1	PLUMBING REMOVAL.
N.1	SANGUIT AND REMOVE MASONRY WALL IN ITS ENTIRETY.
N.2	SANGUIT AND REMOVE MASONRY WALL FOR EXTENT SHOWN. COORDINATE REMOVAL WITH MEP WORK.
N.3	REMOVE STUD PARTITION IN ITS ENTIRETY.
N.4	REMOVE WALL TO THE EXTENT SHOWN.

#### KEY PLAN



## VALLEY CENTRAL SCHOOL DISTRICT BEREA ELEMENTARY SCHOOL 2023 CAPITAL PROJECT - PHASE 1

Project Title



EXPIRATION DATE: 02/28/2025

REV	DATE	DESCRIPTION
1	11/02/24	BID ADDENDUM #1
2	10/02/24	BID ADDENDUM #1

Drawn By:	Author
Checked By:	Checker
Proj. #:	44-13-01-86-0-017-014
CSArch Proj. #:	187-2302.01
Issued for Bid:	10/18/24

Sheet Title

REMOVALS  
PLAN - FIRST  
FLOOR - AREA  
A

Sheet No.

BES  
AD111

CONSTRUCTION DOCUMENTS

Consultant

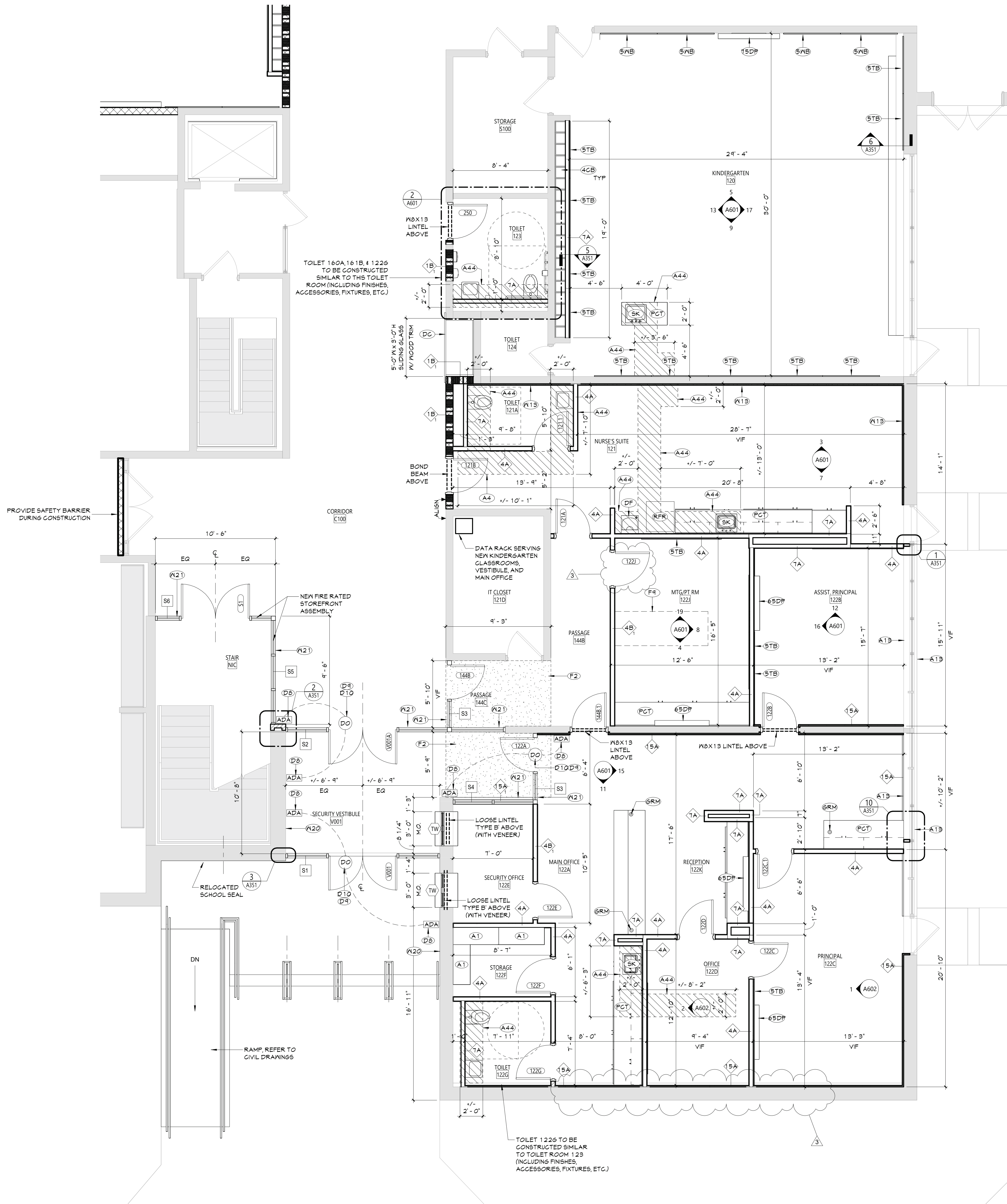
19 Front St., Newburgh, New York 12550-7601  
845.561.3379 www.csarch.com

CSARCH

COPYRIGHT © ALL RIGHTS RESERVED



C:\Users\jmliller\Documents\187-2302.01 VCSO BES\_emailer303.dwg



1  
A111 1/4" = 1'-0"

AREA A - PARTIAL FIRST FLOOR PLAN

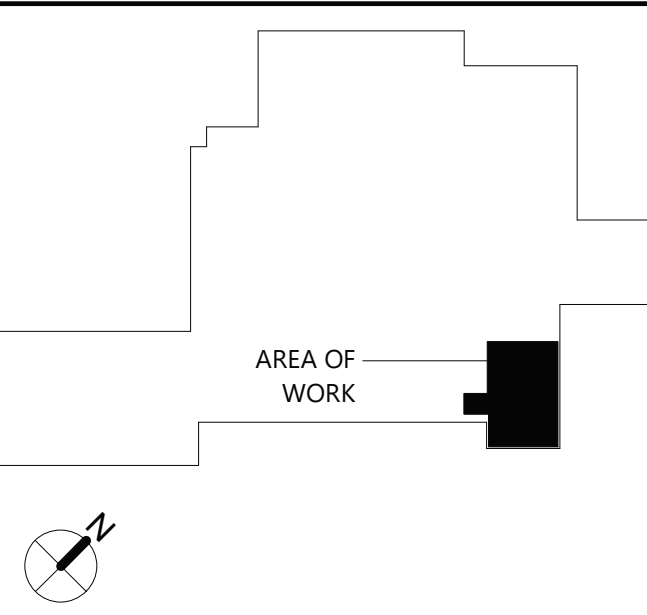
#### GENERAL NOTES

1. REFER TO SHEET 6001 FOR ADDITIONAL GENERAL NOTES.
2. REFER TO A600 SERIES DRAWINGS FOR ADDITIONAL DIMENSIONS AND DETAILED INFORMATION OF CABINETRY.
3. REFER TO A900 SERIES DRAWINGS FOR DOOR, STOREFRONT, CURTAINWALL, WINDOW AND LOUVER SCHEDULES, DETAILS AND NOTES.
4. REFER TO SHEET A101 FOR PARTITION TYPES AND ADDITIONAL NOTES.

#### NEW WORK KEYNOTES

#	Description
4CB	CUBBIE, 4"
5TB	TACKABLE SURFACE BOARD, 5"
5WB	WHITEBOARD, 5"
6SDP	65" FR DISPLAY
7SDP	75" FR DISPLAY MONITOR
A1	PROVIDE METAL SHELVES
A4	PROVIDE TOILET PAPER DISPENSER
A13	PATCH MALL TO MATCH WHERE MECHANICAL UNIT WAS PREVIOUSLY REMOVED
A44	PROVIDING TRENCHING OF FLOOR SLAB TO ACCOMMODATE PIPING WORK. PATCH CONCRETE SLAB AFTER COMPLETION OF PIPING WORK. COORDINATE EXTENT OF TRENCHING WITH PLUMBING DRAWINGS.
DB	PROVIDE SPECIFIED ADA PADDLE SWITCH TIED INTO NEW RELAY AND CONNECTED TO DOOR OPERATOR AS INDICATED. COORDINATE WORK WITH DOOR HARDWARE AND SECURITY VENDOR.
D4	INSTALL POWER SUPPLY/POWER TRANSFER FOR ELECTRIFIED DOOR HARDWARE
D10	PROVIDE SPECIFIED DOOR OPERATOR AND SPECIFIED SNIING SENSOR TIED INTO NEW RELAY AND CONNECTED TO ADA PADDLE SWITCH AS INDICATED. COORDINATE WORK WITH DOOR HARDWARE AND SECURITY VENDOR.
DC	NEW DISPLAY CASE. SEE PLAN FOR DIMENSIONS. SILL TO BE AT 3'-0" AFF. INFILL AROUND ALL SIDES WITH METAL STUDS AND PAINTED GNB.
DF	DRINKING FOUNTAIN, REFER TO PLUMBING DRAWINGS
F2	PROVIDE SELF-LEVELING CEMENTITIOUS UNDERLAYMENT TO ACHIEVE LEVEL SURFACE FOR FINISHED FLOORING
F4	TRENCH SLAB TO PROVIDE CONDUIT FOR POWER/DATA FLOOR BOXES. INFILL TRENCH WITH NEW CONCRETE WHEN ELECTRICAL INSTALLATIONS ARE COMPLETE. PROVIDE SCHEDULED FLOOR FINISH. COORDINATE WITH ELECTRICAL DRAWINGS.
GRM	GROUNDWIRE IN COUNTERTOP FOR DATA CONNECTIONS. COORDINATE LOCATIONS WITH ELECTRICAL DRAWINGS.
PCT	FLAM COUNTER TOP, CONTINUOUS
RFR	REFRIGERATOR, NOT IN CONTRACT
SK	SINK, REFER TO PLUMBING DRAWINGS
N13	PROVIDE 1/2" GNB, PAINTED, ON METAL FURRING OVER EXISTING CMU MALL.
N20	REINSTALL SALVAGED PLAQUES IN NEW LOCATION. VERIFY LOCATION WITH OWNER.
N21	PROVIDE METAL STUD PARTITION WITH 5/8" TYPE X GYPSUM MALL BOARD (BOTH SIDES) ABOVE NEW STOREFRONT FRAMING SYSTEM. PARTITION TO BE MOUNTED TO STRUCTURAL DECK ABOVE.

#### KEY PLAN



19 Front St., Newburgh, New York 12550-7601  
845.561.3379 www.csarch.com

Consultant

## VALLEY CENTRAL SCHOOL DISTRICT BEREA ELEMENTARY SCHOOL 2023 CAPITAL PROJECT - PHASE 1

Project Title



EXPIRATION DATE: 02/28/2025

REV	DATE	DESCRIPTION
3	11/01/24	RID ADDENDUM #3
2	10/10/24	RID ADDENDUM #2
1	10/05/24	RID ADDENDUM #1

Drawn By:	Author
Checked By:	Checker
Proj. #:	44-13-01-86-0-017-014
CSArch Proj. #:	187-2302.01
Issued for Bid:	10/18/24

Sheet Title

ENLARGED  
FLOOR PLAN -  
FIRST FLOOR -  
AREA A

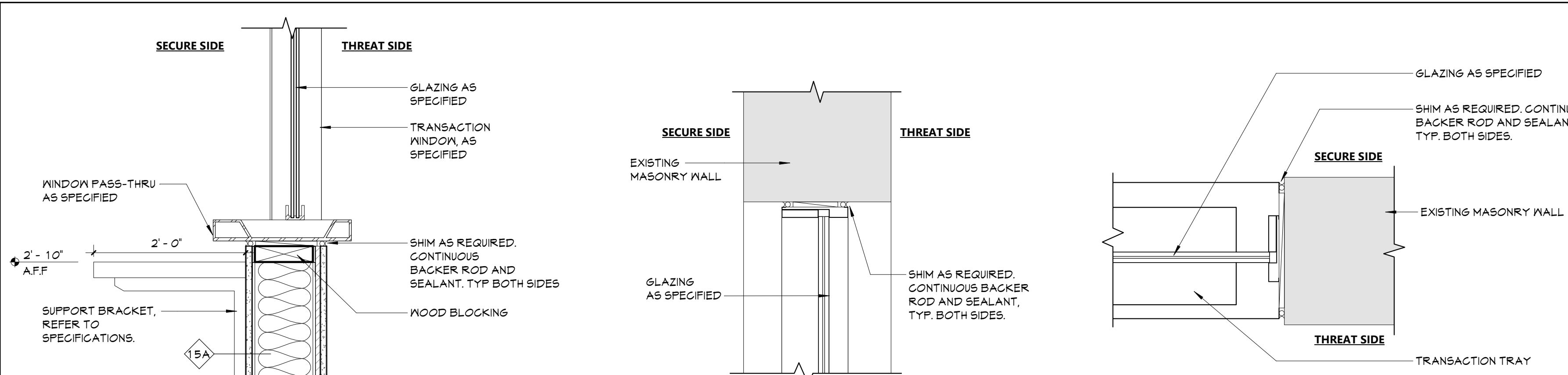
Sheet No.

BES  
A111

CONSTRUCTION DOCUMENTS

COPYRIGHT © ALL RIGHTS RESERVED

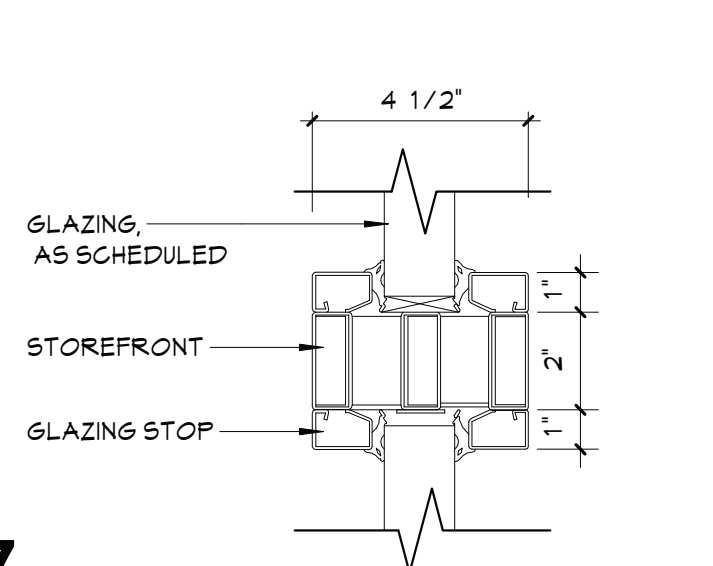




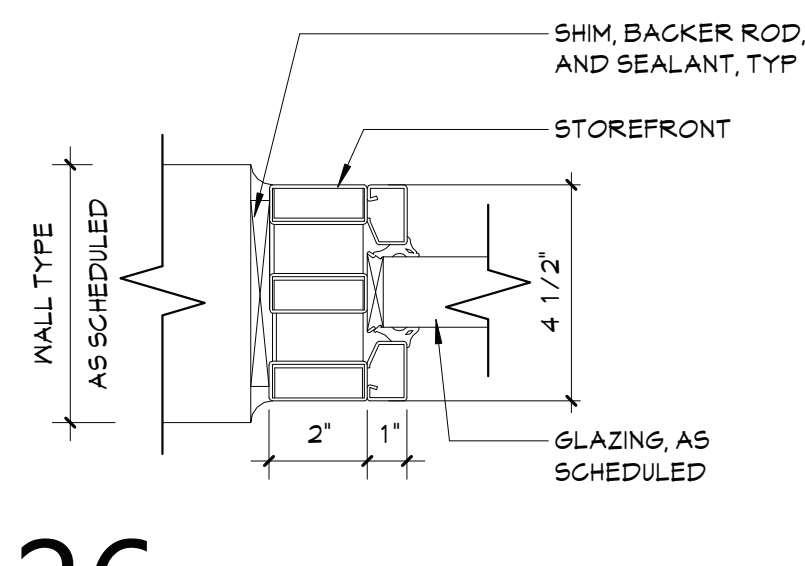
28 SILL DETAIL - SECURITY WINDOW  
A901 1 1/2" = 1'-0"

29 HEAD DETAIL - SECURITY WINDOW  
A901 1 1/2" = 1'-0"

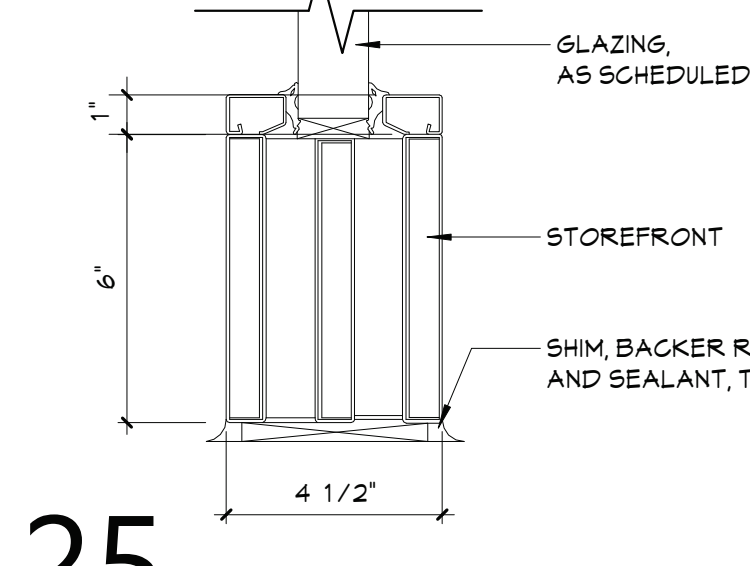
30 JAMB DETAIL - SECURITY WINDOW  
A901 1 1/2" = 1'-0"



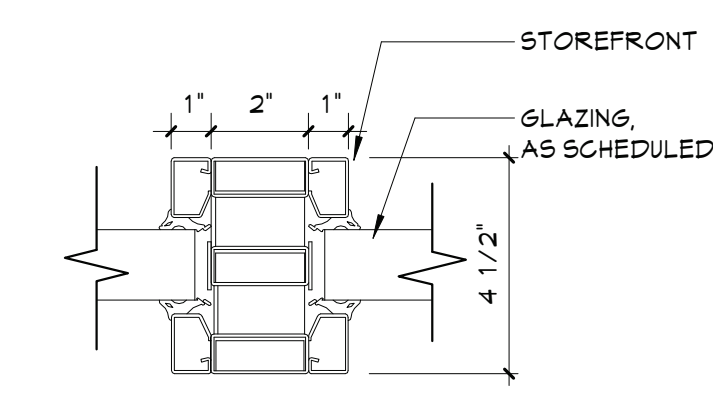
27 HORIZONTAL MULLION RATED  
A901 3" = 1'-0"



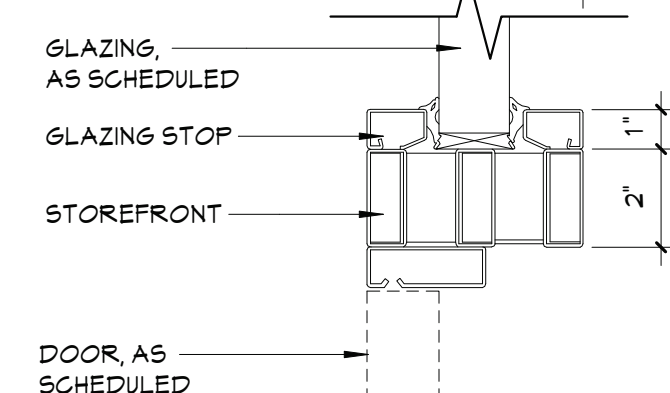
26 JAMB DETAIL RATED  
A901 3" = 1'-0"



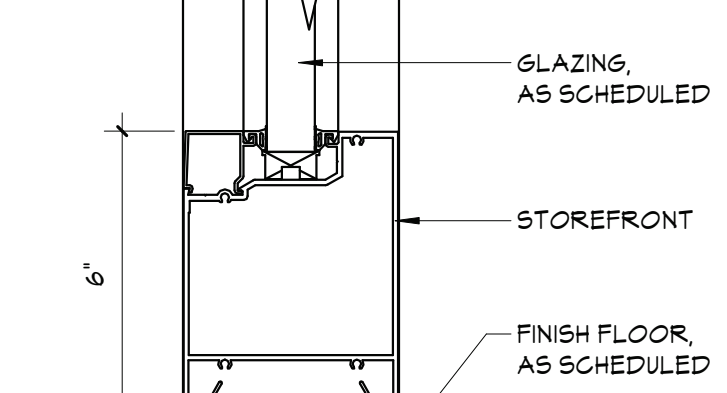
25 SILL DETAIL RATED  
A901 3" = 1'-0"



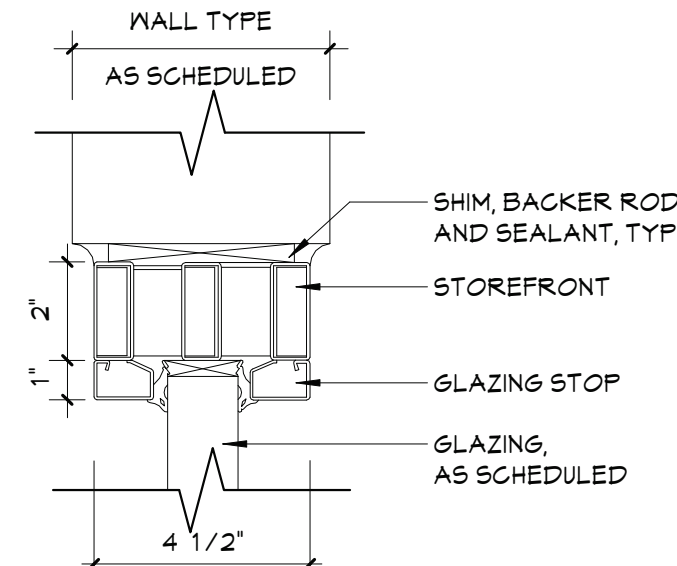
24 VERTICAL MULLION DETAIL  
A901 3" = 1'-0"



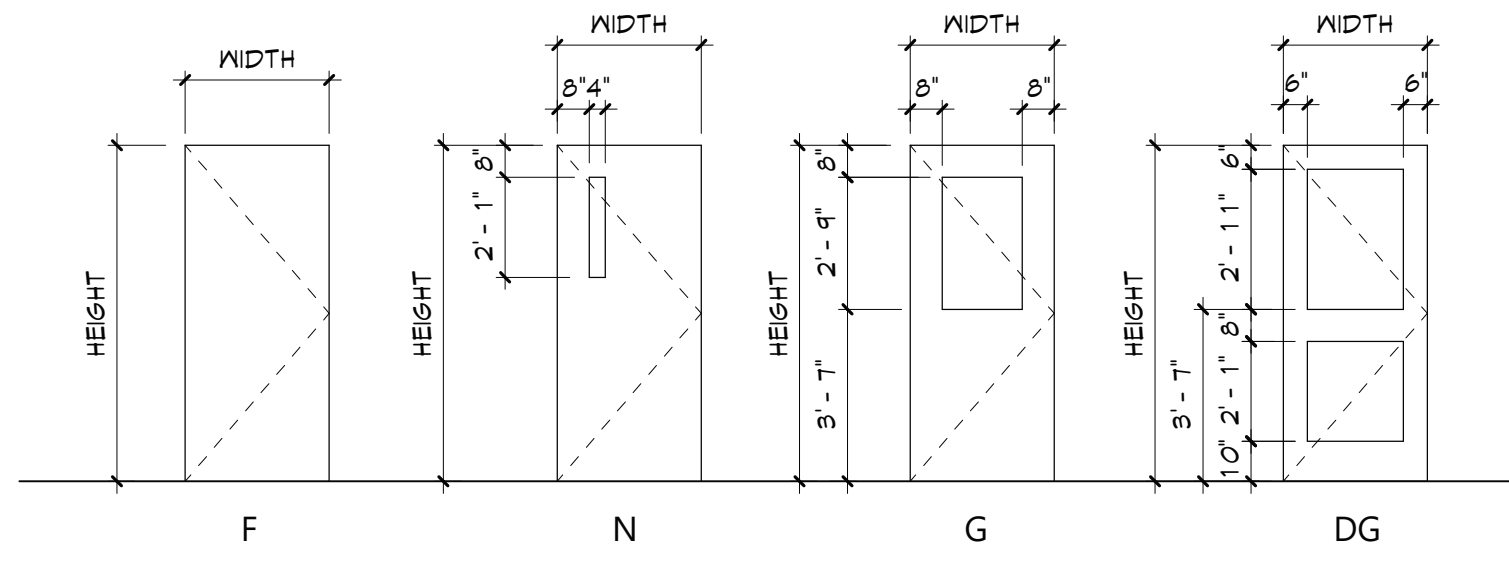
23 HEAD DETAIL RATED  
A901 3" = 1'-0"



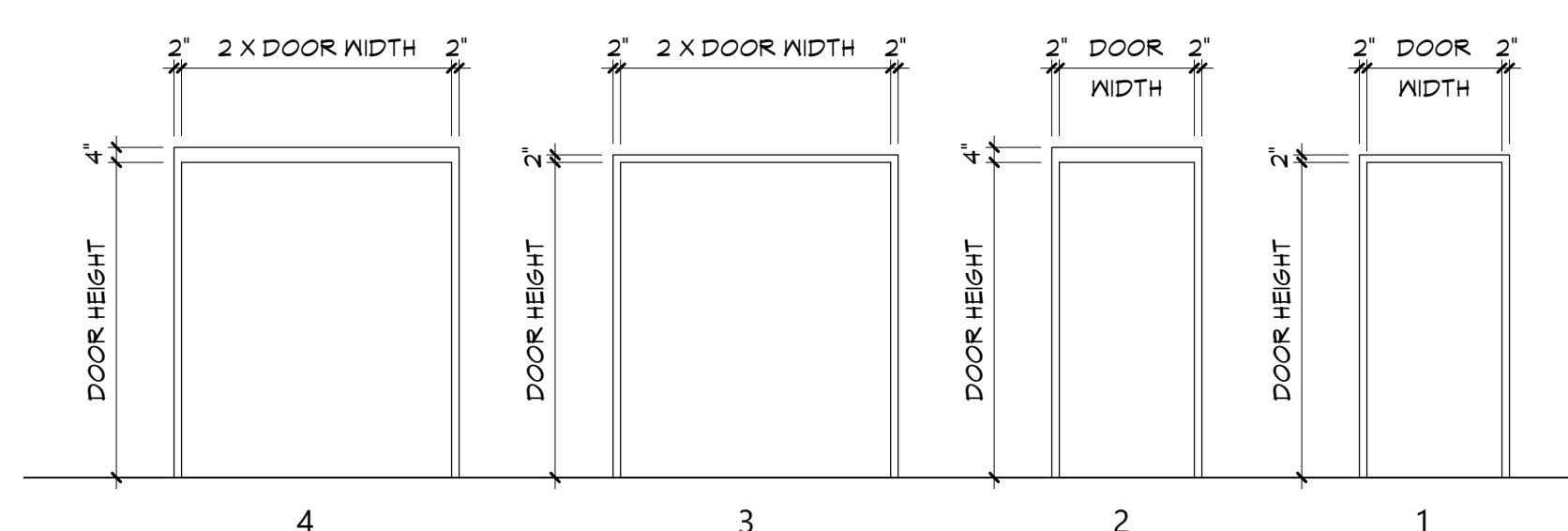
21 SILL DETAIL  
A901 3" = 1'-0"



22 HEAD DETAIL RATED  
A901 3" = 1'-0"



DOOR TYPES  
1/4" = 1'-0"



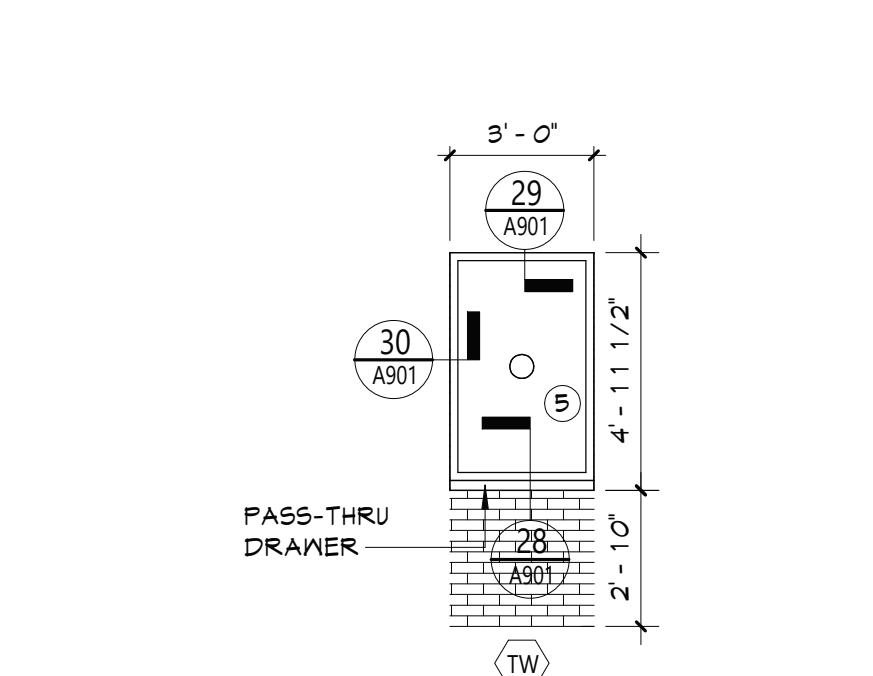
DOOR FRAME TYPES  
1/4" = 1'-0"

DOOR LITE, GLAZING & PANEL TYPES	
①	INSULATED GLAZING UNIT (IGU)
②	FIRE-PROTECTION-RATED GLAZING. MATCH RATING OF OPENING. EXISTING CORRIDOR WALLS ARE PRESUMED 1-HOUR RATED, UNLESS NOTED.
③	INSULATED SECURITY GLAZING UNIT (ISGU)
④	SECURITY GLAZING (SG)
⑤	FIRE-PROTECTION-RATED SECURITY GLAZING. RATING BASED ON MULLION OR DOOR RATING (FIRBA)
⑥	INSULATED LAMINATED/TEMPERED GLASS (EXTERIOR)
⑦	SECURITY FILM ON INSULATED GLAZING UNIT
⑧	LAMINATED GLASS (LM)
⑨	SAFETY GLAZING (SG)
⑩	FIRE-PROTECTION RATED INSULATED GLAZING UNIT (FIRIGU)
LEGEND	
SH	STOREFRONT LABEL
X	WINDOW TAG
STOREFRONT NOTES	
1) GLAZING SYSTEMS TO BE FIRE RATED TO MATCH FIRE RATING OF SCHEDULED DOORS. REFER TO DOOR SCHEDULE FOR FIRE RATINGS.	
2) STOREFRONT FRAMING SYSTEM TO BE FIRE RATED TO MATCH FIRE RATING OF SCHEDULED GLAZING SYSTEMS. REFER TO STOREFRONT ELEVATIONS FOR GLAZING TYPES.	

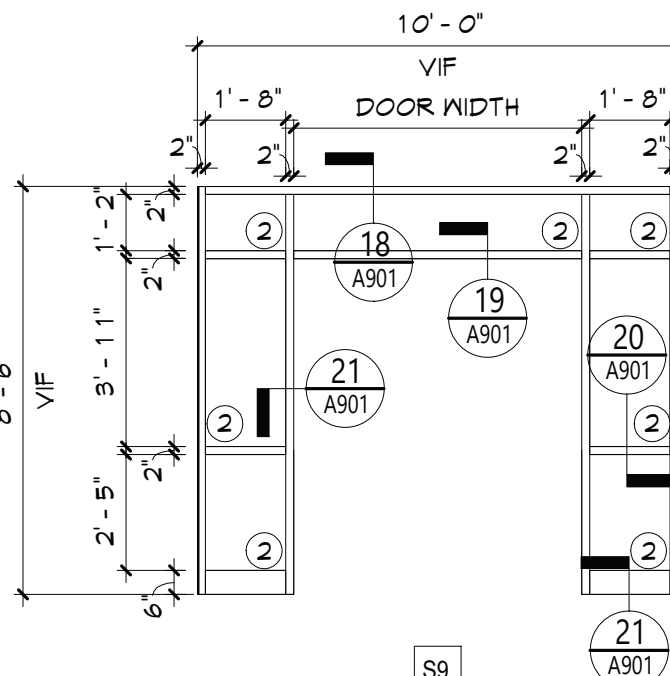
20 HORIZONTAL MULLION DETAIL  
A901 3" = 1'-0"

19 DOOR HEAD DETAIL  
A901 3" = 1'-0"

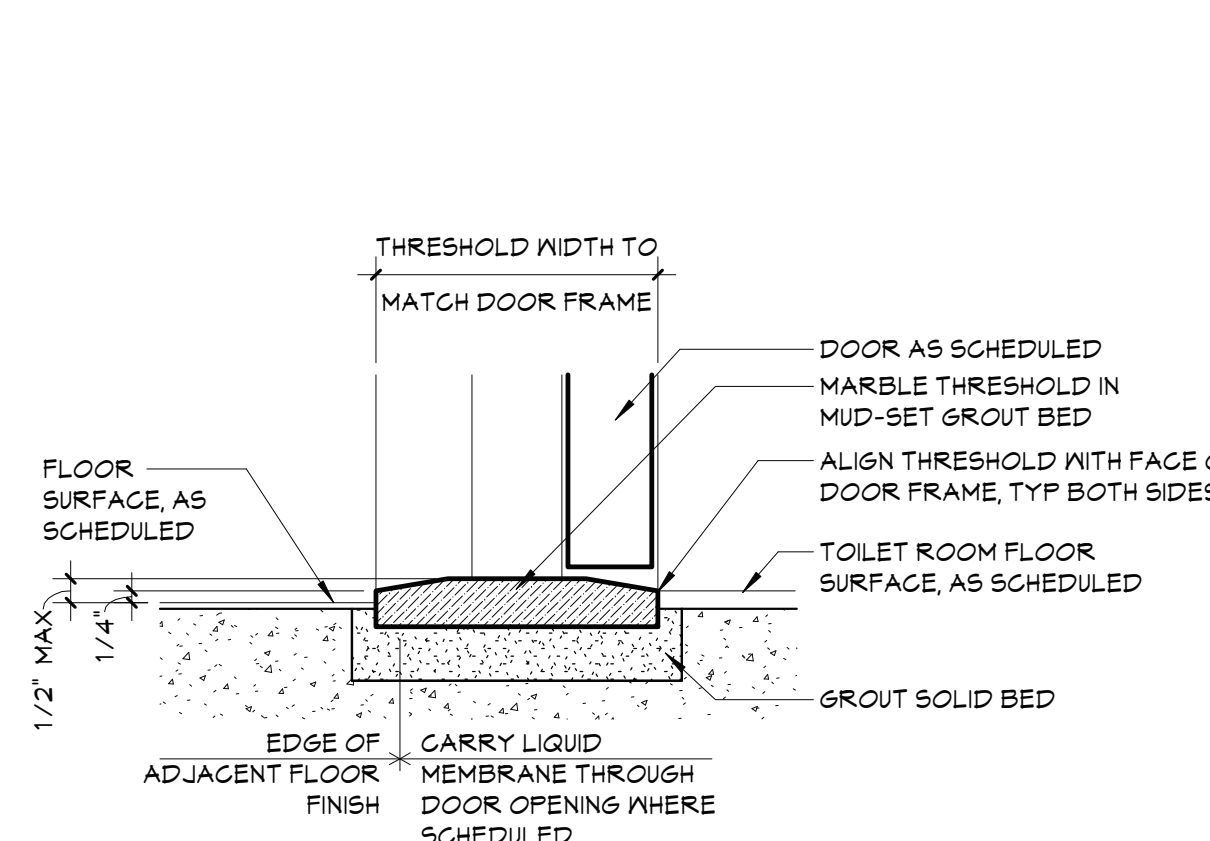
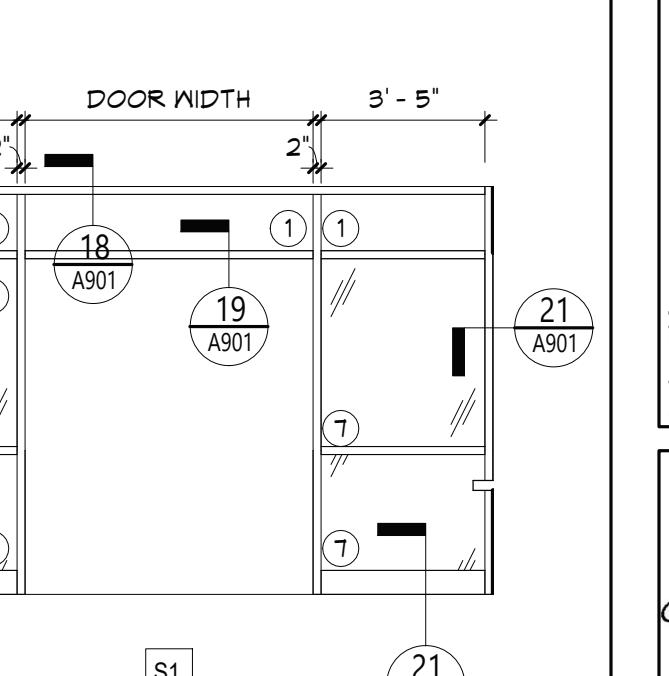
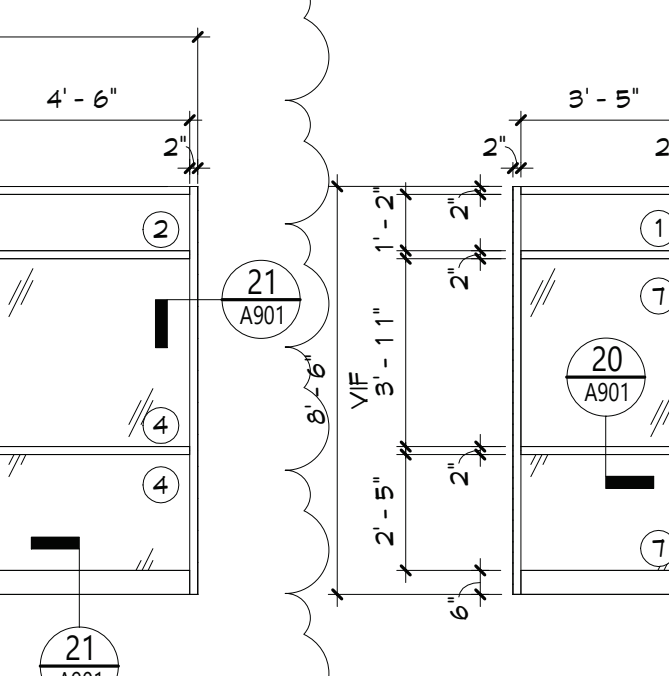
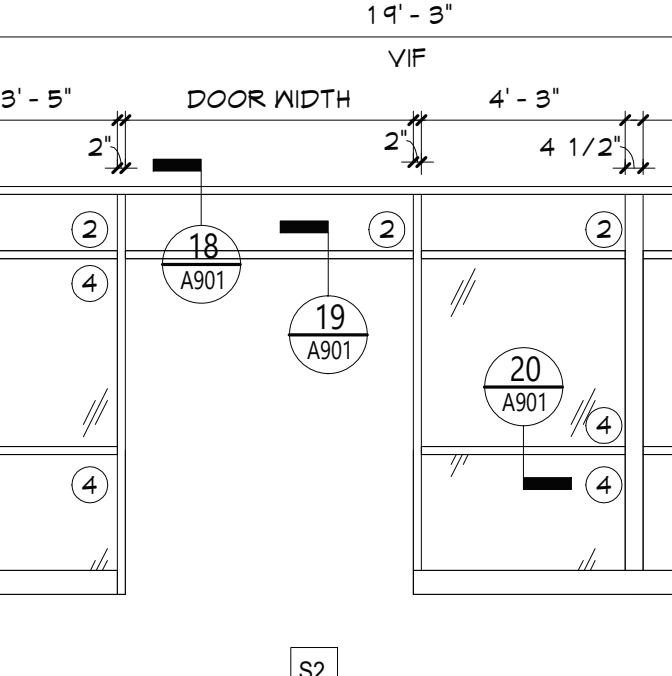
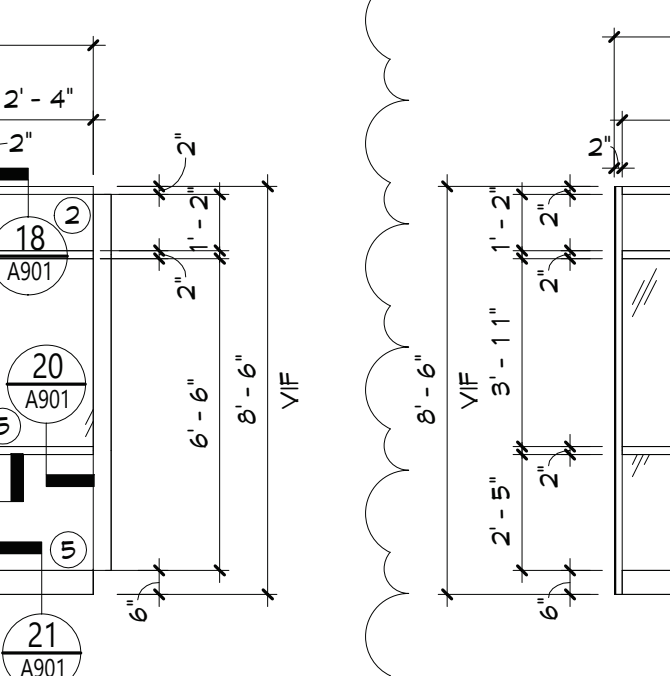
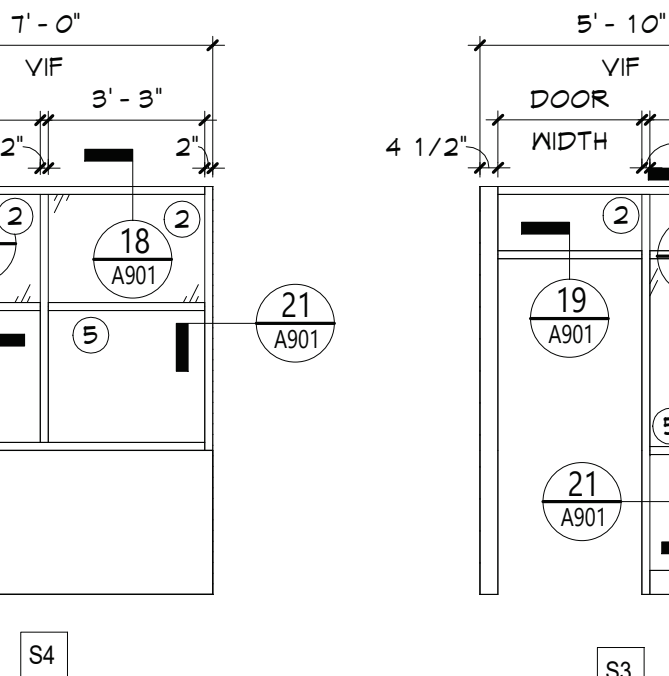
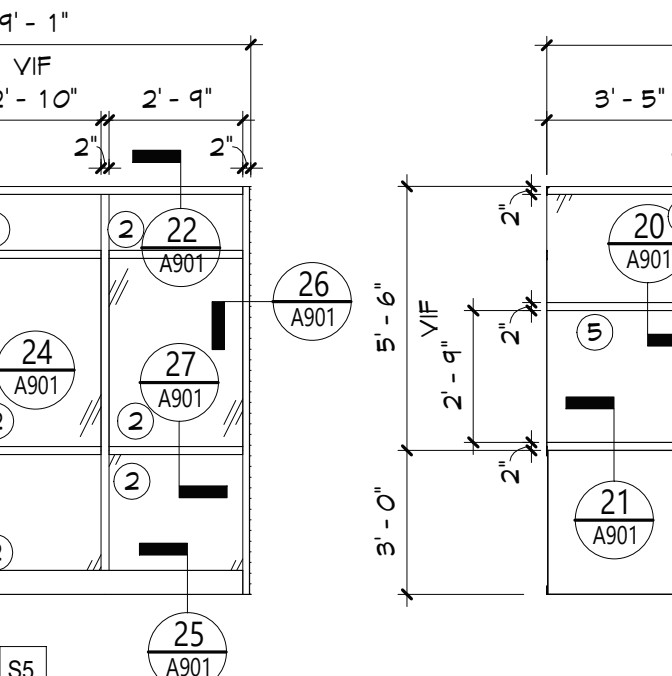
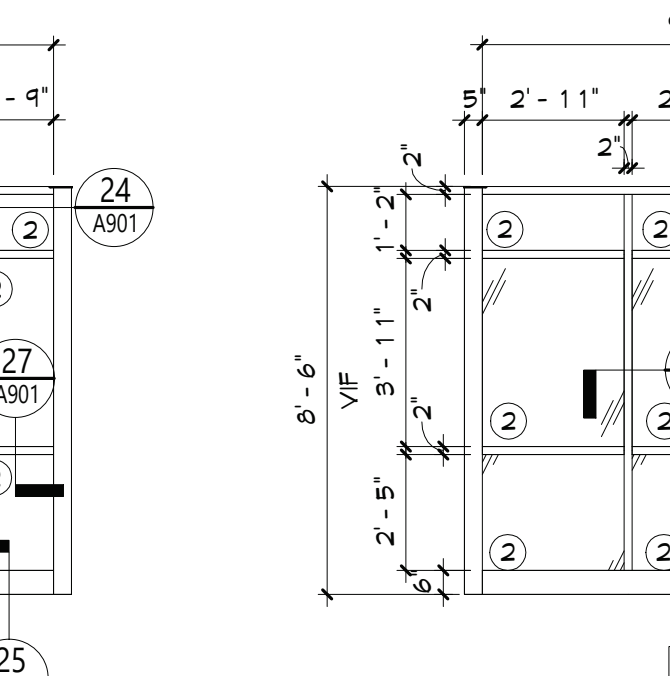
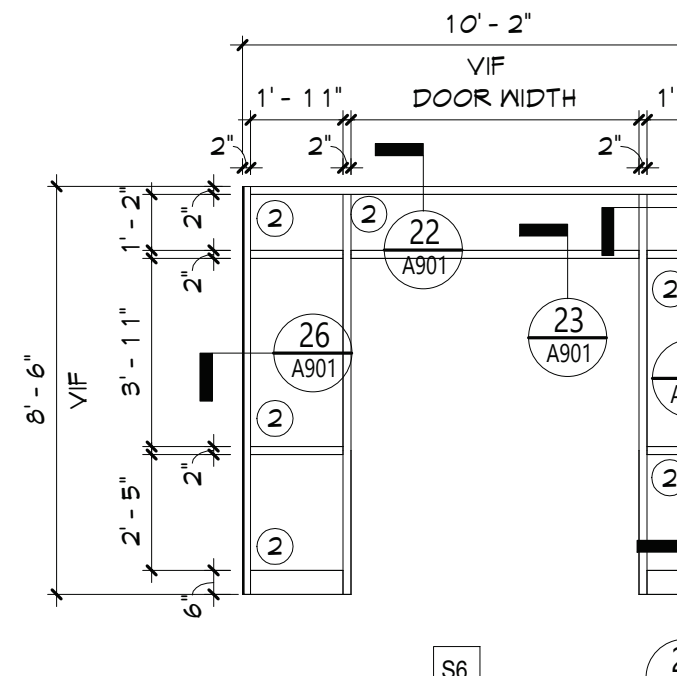
18 HEAD DETAIL  
A901 3" = 1'-0"



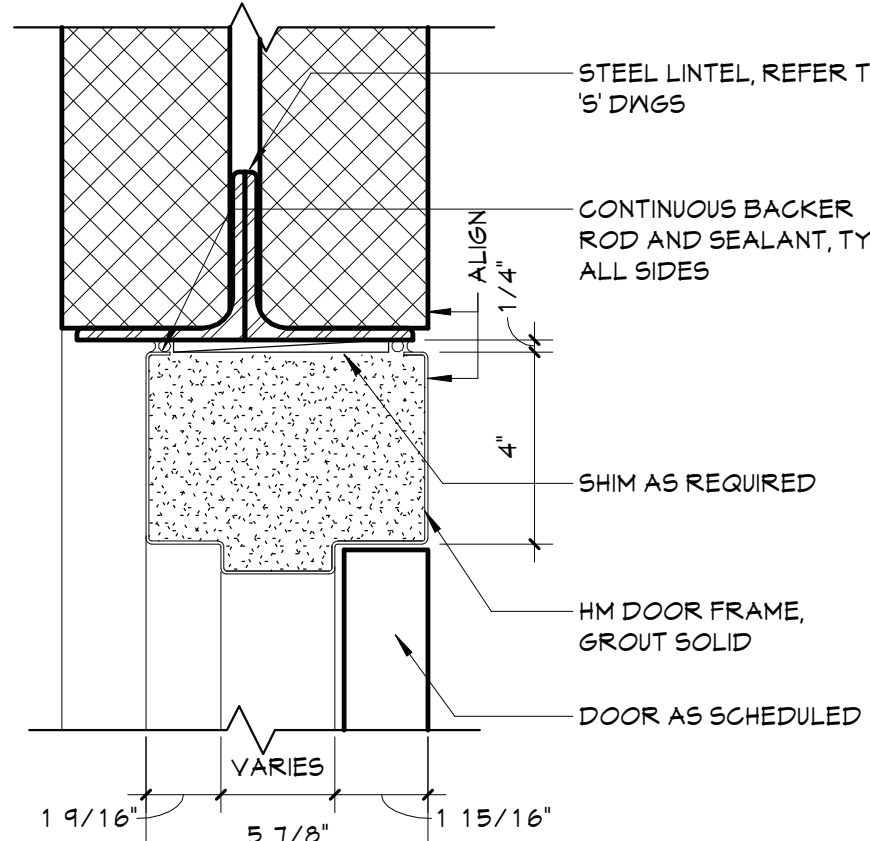
15 WINDOW ELEVATION  
A901 1/4" = 1'-0"



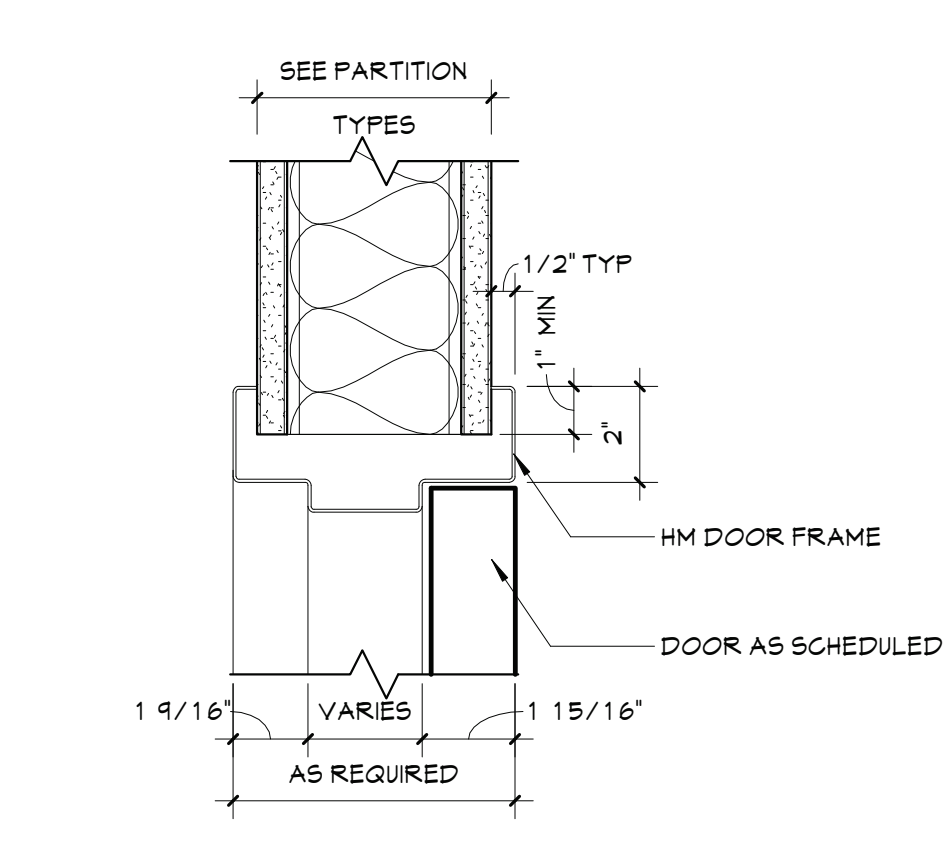
7 STOREFRONT ELEVATIONS  
A901 1/4" = 1'-0"



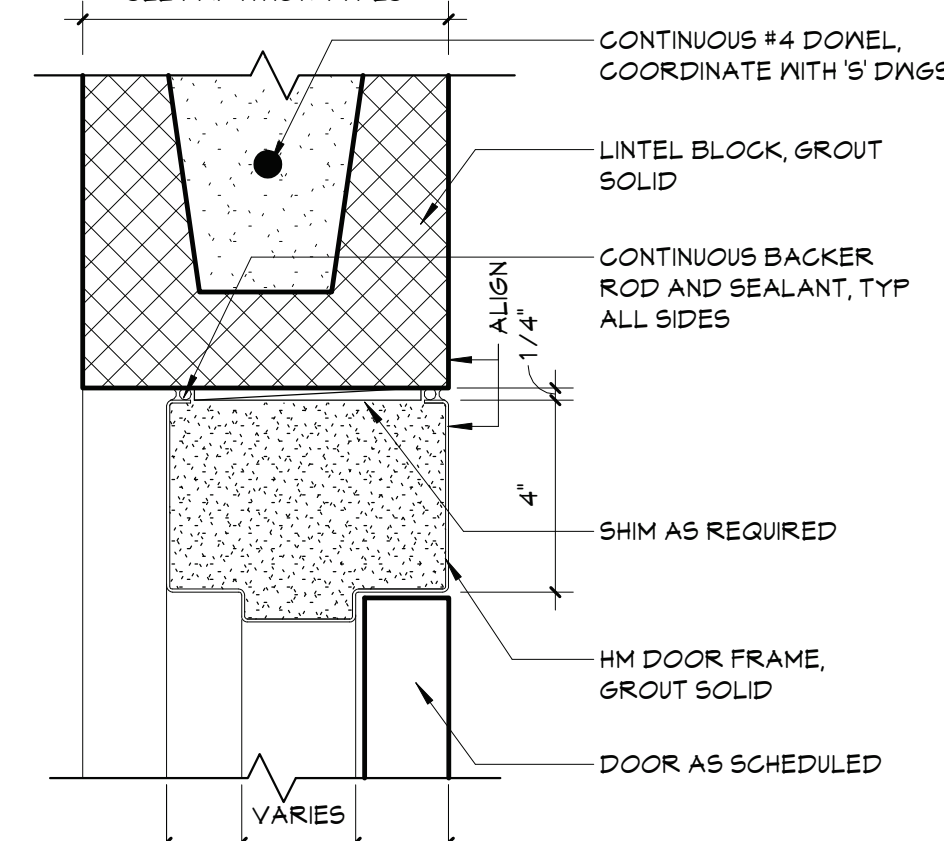
6 THRESHOLD DETAIL  
A901 3" = 1'-0"



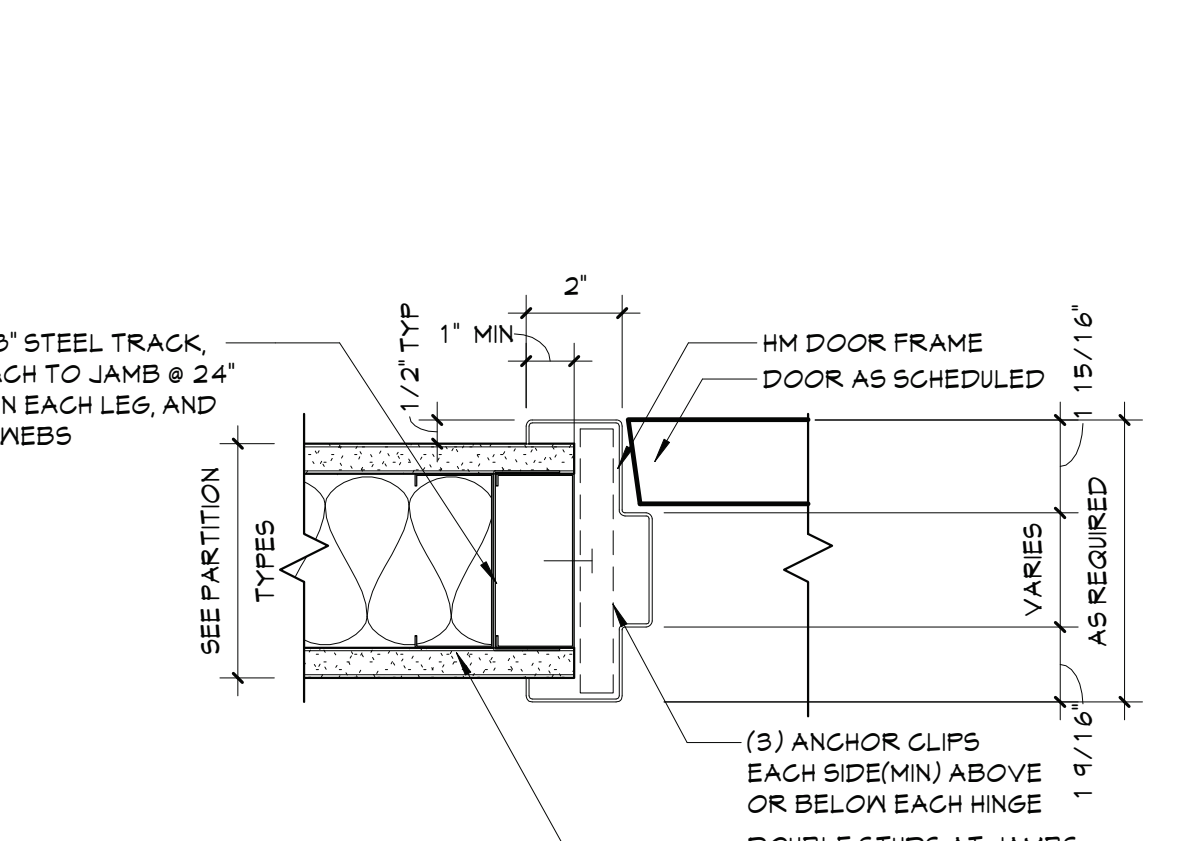
5 HEAD DETAIL  
A901 3" = 1'-0"



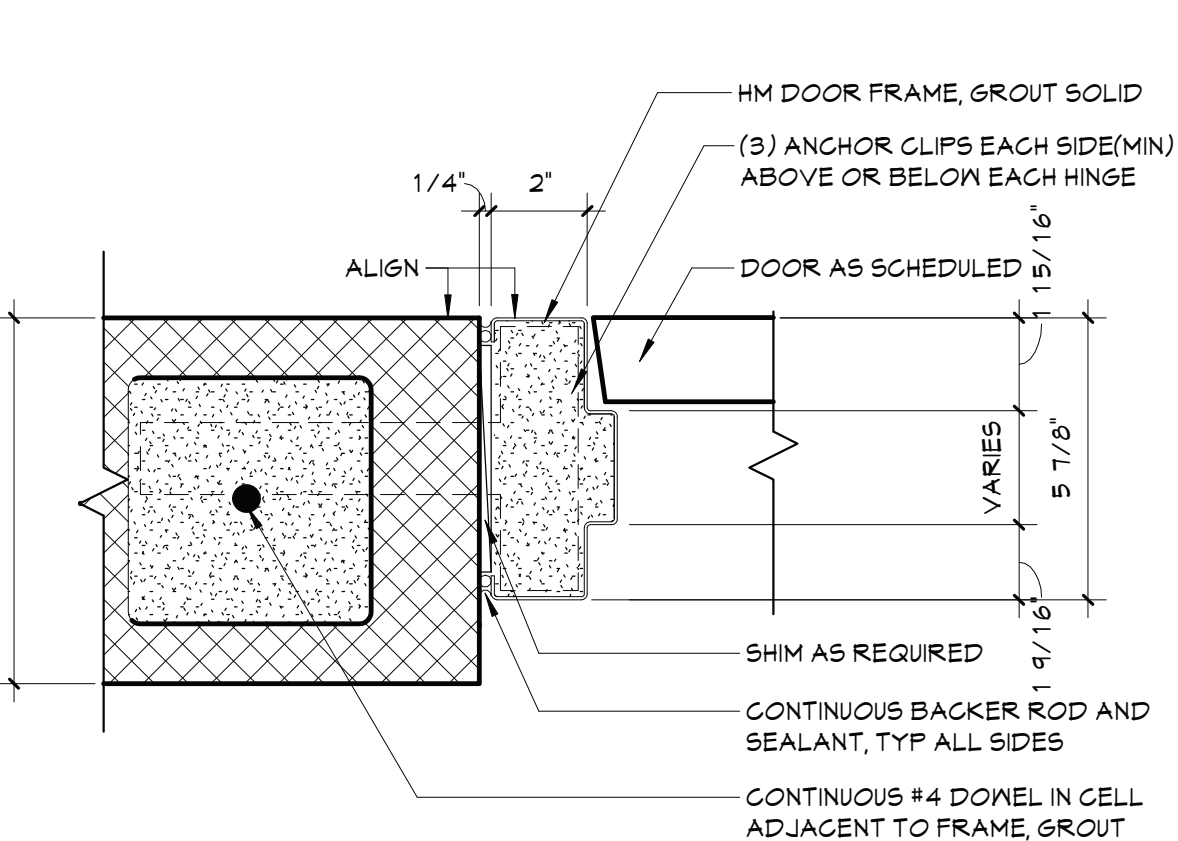
4 HEAD DETAIL  
A901 3" = 1'-0"



3 HEAD DETAIL  
A901 3" = 1'-0"



2 JAMB DETAIL 2  
A901 3" = 1'-0"



1 JAMB DETAIL  
A901 3" = 1'-0"

DOOR SCHEDULE																					
DOOR NUMBER		DOOR														FRAME					
		QUANTITY	FROM		TO		WIDTH	HEIGHT	THICKNESS	TYPE	MATERIAL	FINISH	MATERIAL	FINISH	LABEL (IN)	GLAZING	HARDWARE	MAG HOLD-OPEN	ACCESS CONTROL	REMARKS	DOOR NUMBER
121.1	1	121	NURSE'S SUITE	121A	TOILET		3'-0"	7'-0"	1 3/4"	F	WD	FF	HM	PT						4" FRAME HEAD	121.1
121A	1	144B	PASSAGE	121	NURSE'S SUITE		3'-0"	7'-0"	1 3/4"	N	WD	FF	HM	PT	8		HW10			4" FRAME HEAD	121A
121B	1	C100	CORRIDOR	121	NURSE'S SUITE		3'-0"	7'-0"	1 3/4"	N	WD	FF	HM	PT	20	2	HW6			4" FRAME HEAD	121B
122A	1	122A	MAIN OFFICE	V001	SECURITY VESTIBULE		3'-0"	7'-0"	1 3/4"	F	ALUM	ANOD	ALUM	ANOD	20	2	HW4			4" FRAME HEAD	122A
122AA	1	160	KINDERGARTEN	122AA	STORAGE		3'-0"	7'-0"	1 3/4"	F	WD	FF	HM	PT			HW15			4" FRAME HEAD	122AA
122B	1	122A	MAIN OFFICE	122B	ASSIST. PRINCIPAL		3'-0"	7'-0"	1 3/4"	F	WD	FF	HM	PT			HW7			4" FRAME HEAD	122B
122C	1	122D	OFFICE	122C	PRINCIPAL		3'-0"	7'-0"	1 3/4"	F	WD	FF	HM	PT			HW10			4" FRAME HEAD	122C
122C.1	1	122C	PRINCIPAL	122A	MAIN OFFICE		3'-0"	7'-0"	1 3/4"	F	WD	FF	HM	PT			HW9			4" FRAME HEAD	122C.1
122D	1	122D	OFFICE	122K	RECEPTION		3'-0"	7'-0"	1 3/4"	F	WD	FF	HM	PT			HW9			4" FRAME HEAD	122D
122E	1	122A	MAIN OFFICE	122E	SECURITY OFFICE		3'-0"	7'-0"	1 3/4"	F	WD	FF	HM	PT			HW5			4" FRAME HEAD	122E
122F	1	122F	STORAGE	122A	MAIN OFFICE		3'-0"	7'-0"	1 3/4"	F	WD	FF	HM	PT			HW12			4" FRAME HEAD	122F
122G	1	122A	MAIN OFFICE	122G	TOILET		3'-0"	7'-0"	1 3/4"	F	WD	FF	HM	PT			HW12			4" FRAME HEAD	122G
122J	1	122J	MTG/PT RM	144B	PASSAGE		3'-0"	7'-0"	1 3/4"	F	WD	FF	HM	PT			HW7			4" FRAME HEAD	122J
144B	1	C100	CORRIDOR	144C	PASSAGE		3'-0"	7'-0"	1 3/4"	F	ALUM	ANOD	ALUM	ANOD	20		HW6			4" FRAME HEAD	144B
144B.1	1	122A	MAIN OFFICE	144B	PASSAGE		3'-0"	7'-0"	1 3/4"	N	WD	FF	HM	PT	8		HW6			4" FRAME HEAD	144B.1
160	1	238	CORRIDOR	160	KINDERGARTEN		3'-0"	7'-0"	1 3/4"	N	WD	FF	HM	PT	20	2	HW13			4" FRAME HEAD	160
160A	1	161	KINDERGARTEN	160	KINDERGARTEN		3'-0"	7'-0"	1 3/4"	N	WD	FF	HM	PT	20	2	HW14			4" FRAME HEAD	160A
161	1	161	KINDERGARTEN	238	CORRIDOR		3'-0"	7'-0"	1 3/4"	N	WD	FF	HM	PT	20	2	HW13			4" FRAME HEAD	161
162	1	162	STORAGE	238	CORRIDOR		3'-0"	7'-0"	1 3/4"	F	WD	FF	HM	PT	20		HW15			4" FRAME HEAD	162
243	1	161	KINDERGARTEN	161B	TOILET		3'-0"	7'-0"	1 3/4"	F	WD	FF	HM	PT			HW11			4" FRAME HEAD	243
245	1	160	KINDERGARTEN	160A	TOILET		3'-0"	7'-0"	1 3/4"	F	WD	FF	HM	PT			HW11			4" FRAME HEAD	245
249	1	238	CORRIDOR	C100	CORRIDOR		3'-0"	7'-0"	1 3/4"	F	ALUM	ANOD	ALUM	ANOD	45		HW16			4" FRAME HEAD	249
250	1	C100	CORRIDOR	123	TOILET		3'-0"	7'-0"	1 3/4"	F	WD	FF	HM	PT	20		HW12			4" FRAME HEAD	250
374	1	161.1	STORAGE	161	KINDERGARTEN		3'-0"	7'-0"	1 3/4"	F	WD	FF	HM	PT			HW15			4" FRAME HEAD	374
S1		C100	CORRIDOR	NIC	STAIR		3'-0"	7'-0"	1 3/4"	F	ALUM	ANOD	ALUM	ANOD	90		HW8			4" FRAME HEAD	S1
V001		V001	SECURITY VESTIBULE				3'-0"	7'-0"	1 3/4"	DG	ALUM	ANOD	ALUM	ANOD	7		HW1			4" FRAME HEAD	V001
V001A		C100	CORRIDOR	V001	SECURITY VESTIBULE		3'-0"	7'-0"	1 3/4"	DG	ALUM	ANOD	ALUM	ANOD	4		HW1			4" FRAME HEAD	V001A



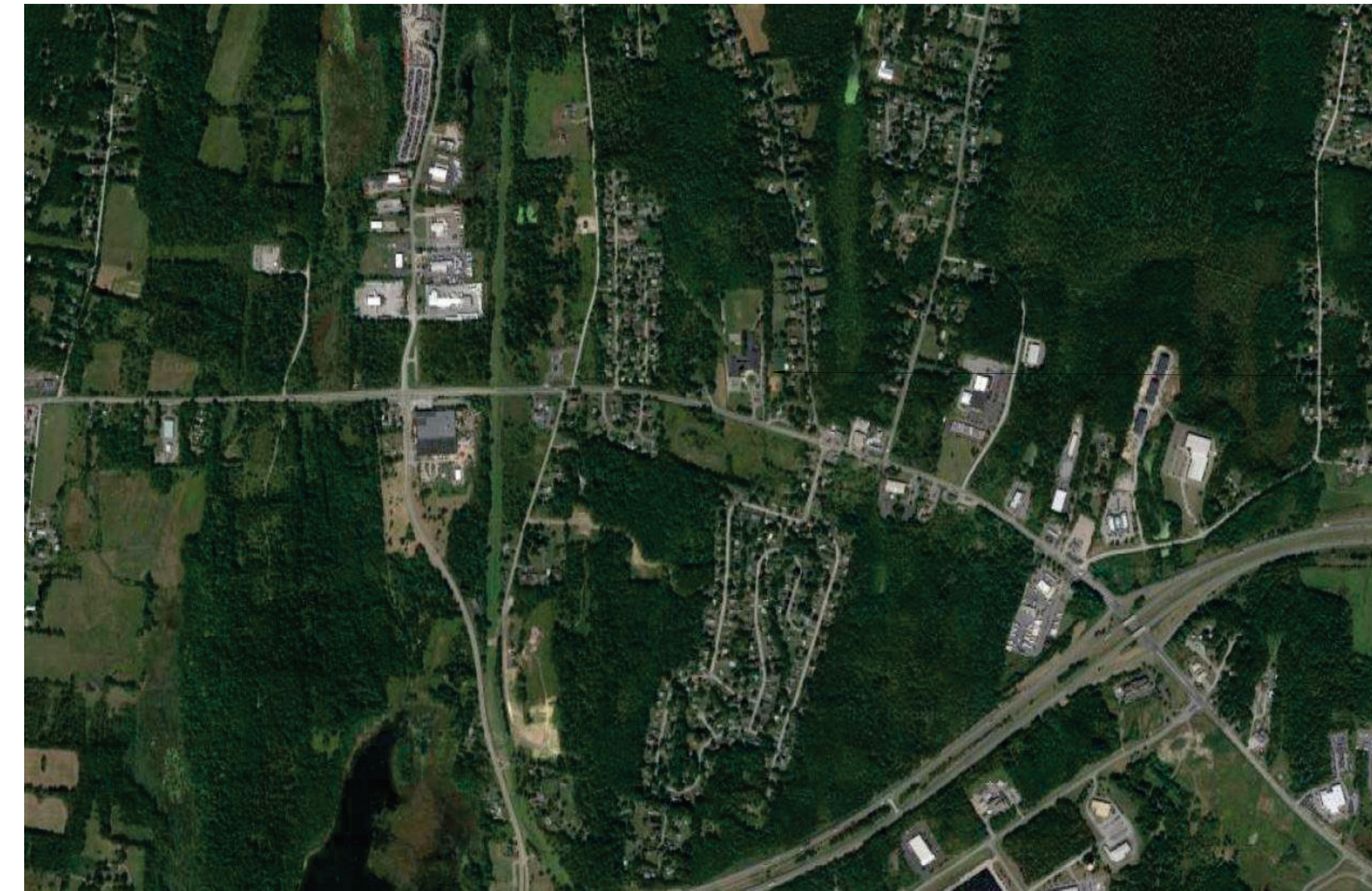
# VALLEY CENTRAL SCHOOL DISTRICT EAST COLDENHAM ELEMENTARY SCHOOL 2023 CAPITAL PROJECT - PHASE 1

ISSUED FOR BID: 10/18/24

CSARCH - ARCHITECTS  
BLAKE ENGINEERING, PLLC - M.E.P. ENGINEERS  
PASSERO ASSOCIATES - SITE/CIVIL AND STRUCTURAL ENGINEERS  
AECC ENVIRONMENTAL CONSULTING - HAZARDOUS MATERIALS DESIGNERS

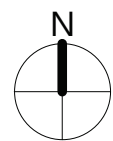
STATE EDUCATION DEPARTMENT PROJECT CONTROL NUMBER:  
2023 CAPITAL PROJECT - PHASE 1 44-13-01-06-0-013-019  
THE DESIGN OF THIS PROJECT CONFORMS TO APPLICABLE PROVISIONS OF THE NEW YORK STATE UNIFORM FIRE PREVENTION AND BUILDING CODE, THE NEW YORK STATE ENERGY CONSERVATION CONSTRUCTION CODE, AND THE MANUAL OF PLANNING STANDARDS OF THE NEW YORK STATE EDUCATION DEPARTMENT.

CSArch PROJECT NO. 187-2302.01



VICINITY MAP

NTS



East Coldenham Elementary  
286 NY-17K  
Newburgh, NY 12550

DRAWING LIST	
<b>GENERAL DRAWINGS</b>	
ECES G000	COVER & SHEET INDEX
ECES G001	SYMBOLS, ABBREVIATIONS, MISC. AND PARTITION TYPES
ECES G111	OVERALL FLOOR PLAN - FIRST FLOOR
<b>LIFE SAFETY DRAWINGS</b>	
ECES LS111	LIFE SAFETY PLAN - FIRST FLOOR
ECES LS112	SMOKE ZONE PLANS
<b>HAZARDOUS MATERIALS DRAWINGS</b>	
ECES AA100	ASBESTOS ABATEMENT FIRST FLOOR AREA A
<b>ARCHITECTURAL DEMOLITION DRAWINGS</b>	
ECES AD111	ENLARGED REMOVAL PLAN AND RCP
<b>ARCHITECTURAL DRAWINGS</b>	
ECES A111	ENLARGED FLOOR PLAN, RCP, AND DETAILS
ECES A201	EXTERIOR ELEVATIONS
ECES A202	EXTERIOR ELEVATIONS
ECES A901	DOOR, WINDOW, & STOREFRONT DETAILS
<b>ARCHITECTURAL FINISH DRAWINGS</b>	
AF001	SIGNAGE TYPES AND SCHEDULE
<b>MECHANICAL GENERAL DRAWINGS</b>	
ECES M001	MECHANICAL NOTES, LEGENDS, SCHEDULES & DETAILS
<b>MECHANICAL DEMOLITION DRAWINGS</b>	
ECES MD111	MECHANICAL DEMOLITION PLAN
<b>MECHANICAL DRAWINGS</b>	
ECES M111	MECHANICAL PLAN
<b>ELECTRICAL GENERAL DRAWINGS</b>	
ECES E001	ELECTRICAL NOTES, LEGENDS, DETAILS & SCHEDULES
<b>ELECTRICAL DEMOLITION DRAWINGS</b>	
ECES ED111	ELECTRICAL DEMOLITION PLAN
<b>ELECTRICAL DRAWINGS</b>	
ECES E111	ELECTRICAL PLAN



EXPIRATION DATE: 02/28/2025

VOLUME 2 OF 8

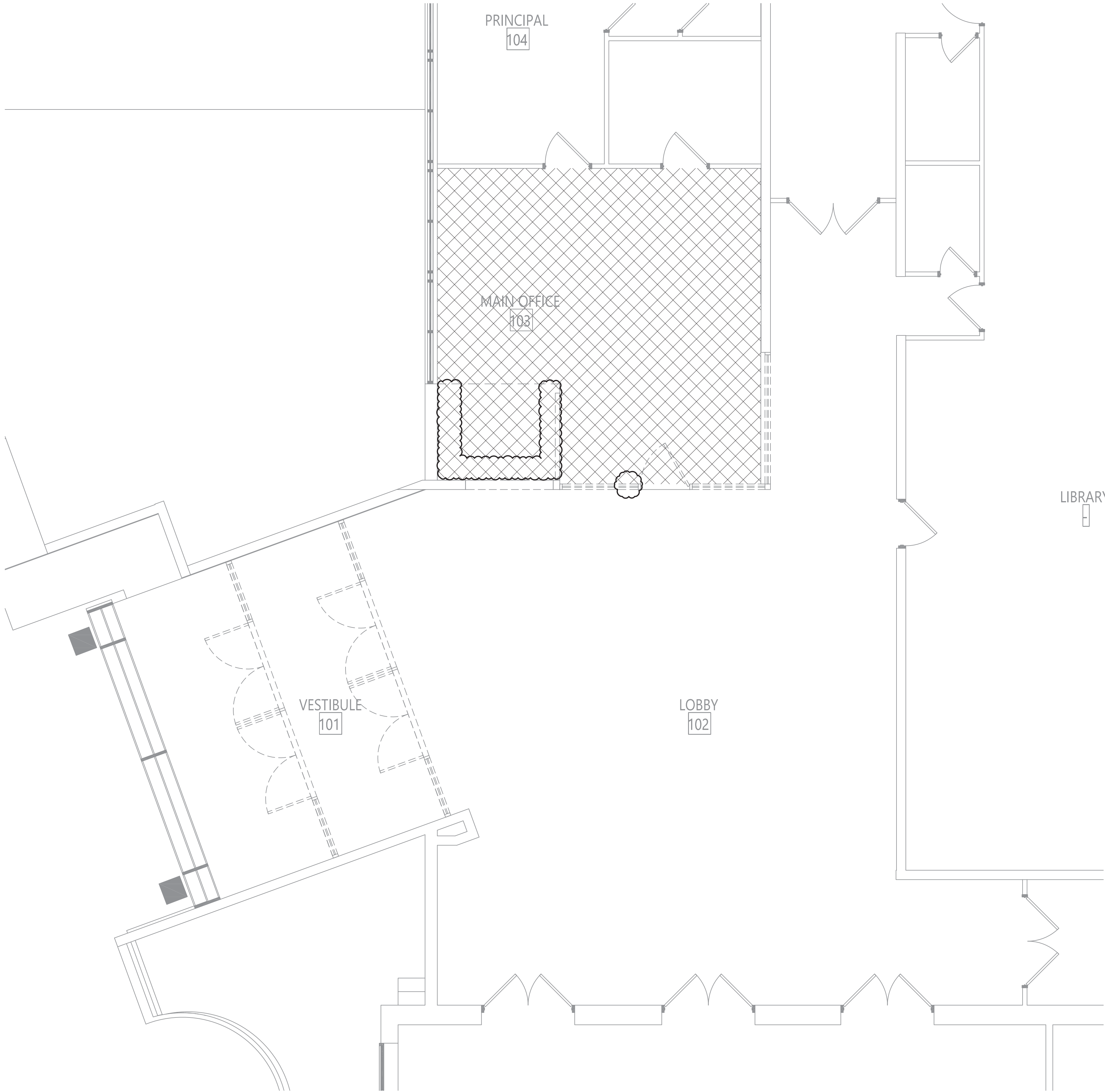


GENERAL NOTES:

1. CONTRACTOR TO PROTECT THEIR EMPLOYEES WITH ADEQUATE PERSONAL PROTECTIVE EQUIPMENT AT ALL TIMES WHEN PERFORMING WORK ON THIS PROJECT.
2. DISTRICT TO PROVIDE A WATER SUPPLY AND AN ELECTRICAL POWER SOURCE ON THIS PROJECT TO CONDUCT WORK ACTIVITIES. CONTRACTOR TO PROVIDE ALL INTERCONNECTS FOR WATER/POWER AND TO ENSURE THAT ALL TEMPORARY WATER/POWER SOURCES ARE PROPERLY INSTALLED BY A LICENSED PLUMBER/ELECTRICIAN.
3. CONTRACTOR'S EMPLOYEES SHALL WEAR PROTECTIVE SUITS AND HALF-FACE RESPIRATORS (AT A MINIMUM) AT ALL TIMES, REGARDLESS OF ANY NEGATIVE EXPOSURE ASSESSMENT REPORTS / DATA.

ASBESTOS ABATEMENT NOTES:

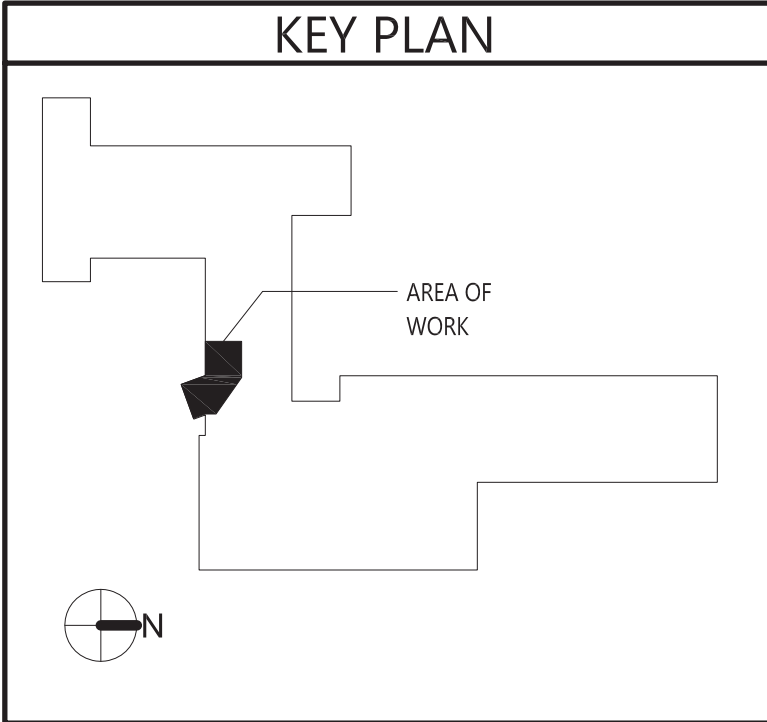
1. CONTRACTOR SHALL OBSERVE ALL FEDERAL, STATE, AND LOCAL REGULATIONS GOVERNING ASBESTOS ABATEMENT.
2. ASBESTOS ABATEMENT PROCEDURES SHALL BE CONDUCTED IN A MANNER CONSISTENT WITH PROJECT SPECIFICATION 028213.
3. THE SCOPE OF ABATEMENT WORK INVOLVES THE REMOVAL OF ASBESTOS-CONTAINING MATERIALS FROM THE AREAS INDICATED ON THE AA SERIES DRAWINGS.
4. THE CONTRACTOR ASSUMES THE RESPONSIBILITY FOR THE MEANS AND METHODS UTILIZED TO COMPLETE THE PROJECT IN A TIMELY, PROFESSIONAL, LEGAL, AND SAFE MANNER.
5. THE CONTRACTOR ACKNOWLEDGES THAT THE PROVIDED DRAWINGS MAY NOT BE TO SCALE. IT IS THE RESPONSIBILITY OF THE CONTRACTOR TO CONDUCT A PRE-BID WALKTHROUGH AND SATISFY THEMSELVES OF THE QUANTITIES OF ASBESTOS-CONTAINING MATERIALS, PRESUMED ASBESTOS-CONTAINING MATERIALS AND THAT THEY SHALL BE CONTRACTUALLY OBLIGATED TO HANDLE AND DISPOSE OF ON THIS PROJECT.
6. DECONTAMINATION ENCLOSURES SHALL BE CONSTRUCTED IN ACCORDANCE WITH THE REQUIREMENTS OF NYSOL ICR 56. THE LOCATIONS OF THESE ENCLOSURES, STAGING AREAS, WASTE DUMPSTERS / TRAILERS / VEHICLES, POWER AND WATER SOURCES SHALL BE IDENTIFIED TO DISTRICT REPRESENTATIVES AND THE PROJECT DESIGNER SEVENTY-TWO (72) HOURS PRIOR TO THE COMMENCEMENT OF ANY ACTIVITIES ON-SITE. THE CONTRACTOR ACCEPTS THAT DISTRICT REPRESENTATIVES AND/OR THE PROJECT DESIGNER MAY MODIFY THIS PLAN FOR ANY REASON DEEMED NECESSARY. THE CONTRACTOR MAY NOT PROCEED WITH ABATEMENT ACTIVITIES UNTIL THEY HAVE THE APPROVAL OF DISTRICT REPRESENTATIVES AND THE PROJECT DESIGNER.
7. THE DISTRICT (OR THEIR DESIGNATED PERSONNEL) SHALL BE RESPONSIBLE FOR HIRING THE PROJECT MONITORING FIRM ON THIS PROJECT. THE CONTRACTOR SHALL RECOGNIZE THE SELECTED FIRM'S PERSONNEL AS THE BUILDING OWNER'S REPRESENTATIVE. THE CONTRACTOR SHALL BE RESPONSIBLE FOR THE COLLECTION OF PERSONAL AIR SAMPLES FOR THEIR EMPLOYEES DURING THIS PROJECT.
8. CONTRACTOR SHALL COORDINATE AND SCHEDULE ALL WORK WITH DISTRICT REPRESENTATIVES AND THE MONITORING FIRM.



1  
AA100 AREA A - PARTIAL FIRST FLOOR ABATEMENT PLAN  
1/4" = 1'-0"

LEGEND:

- PRESUMED ASBESTOS-CONTAINING FLOOR TILE AND MASTIC TO BE REMOVED (APPROX. 470 SF)
- PRESUMED ASBESTOS-CONTAINING PIPE AND/OR PIPE FITTING INSULATION TO BE REMOVED (APPROX. 20 LF)




19 Front St., Newburgh, New York 12550-7601  
845.561.3179 www.csarchpc.com



VALLEY CENTRAL SCHOOL DISTRICT  
EAST COLDENHAM ELEMENTARY SCHOOL  
2023 CAPITAL PROJECT - PHASE 1

Project Title



REV	DATE	DESCRIPTION

Drawn By: NF  
Checked By: BB  
Proj. #: 44-13-01-06-0-015-033  
CSArch Proj. #: 167-2302-01  
Issued for Bid: 10/18/24

Sheet Title  
ASBESTOS  
ABATEMENT  
FIRST FLOOR  
AREA A

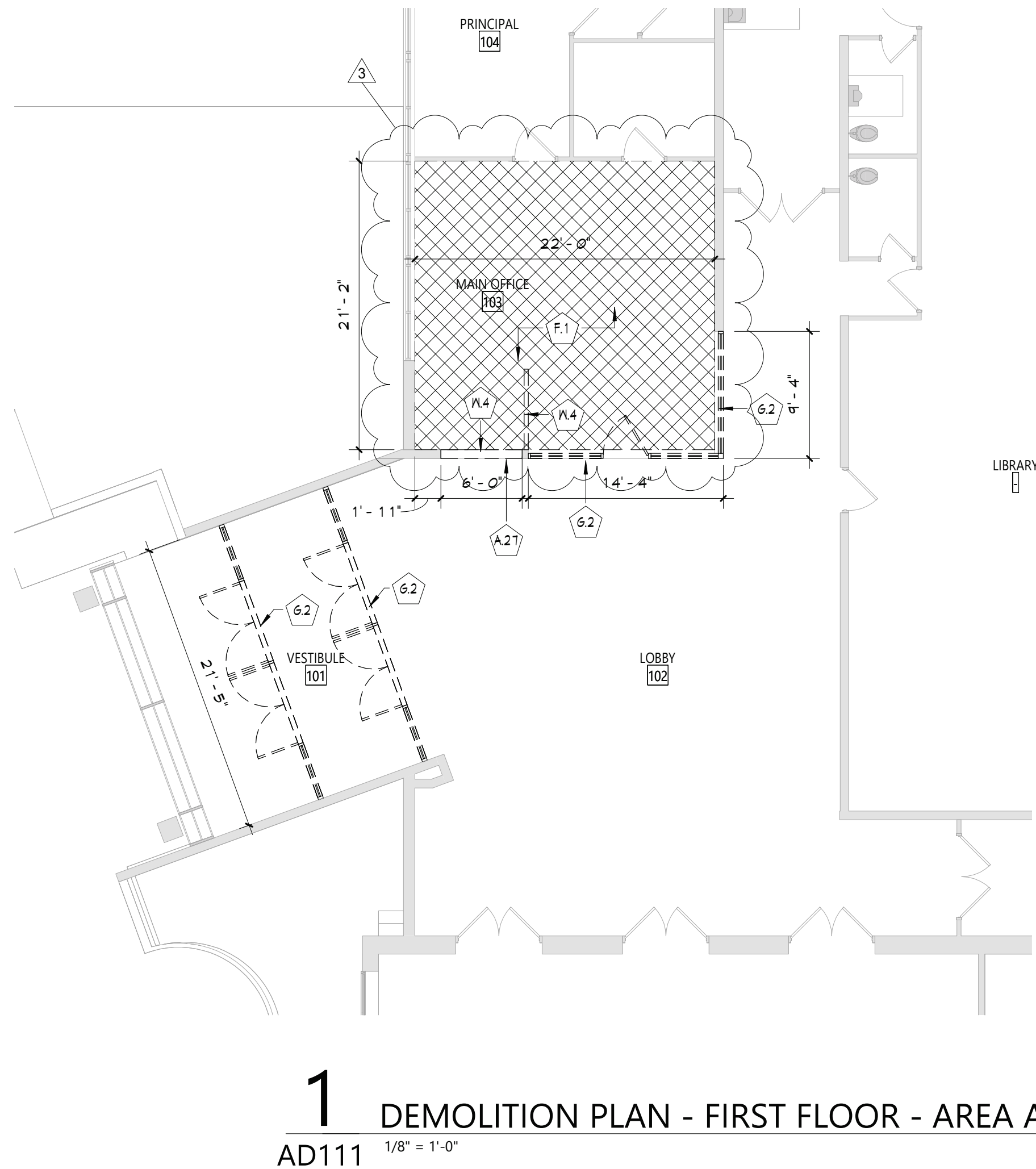
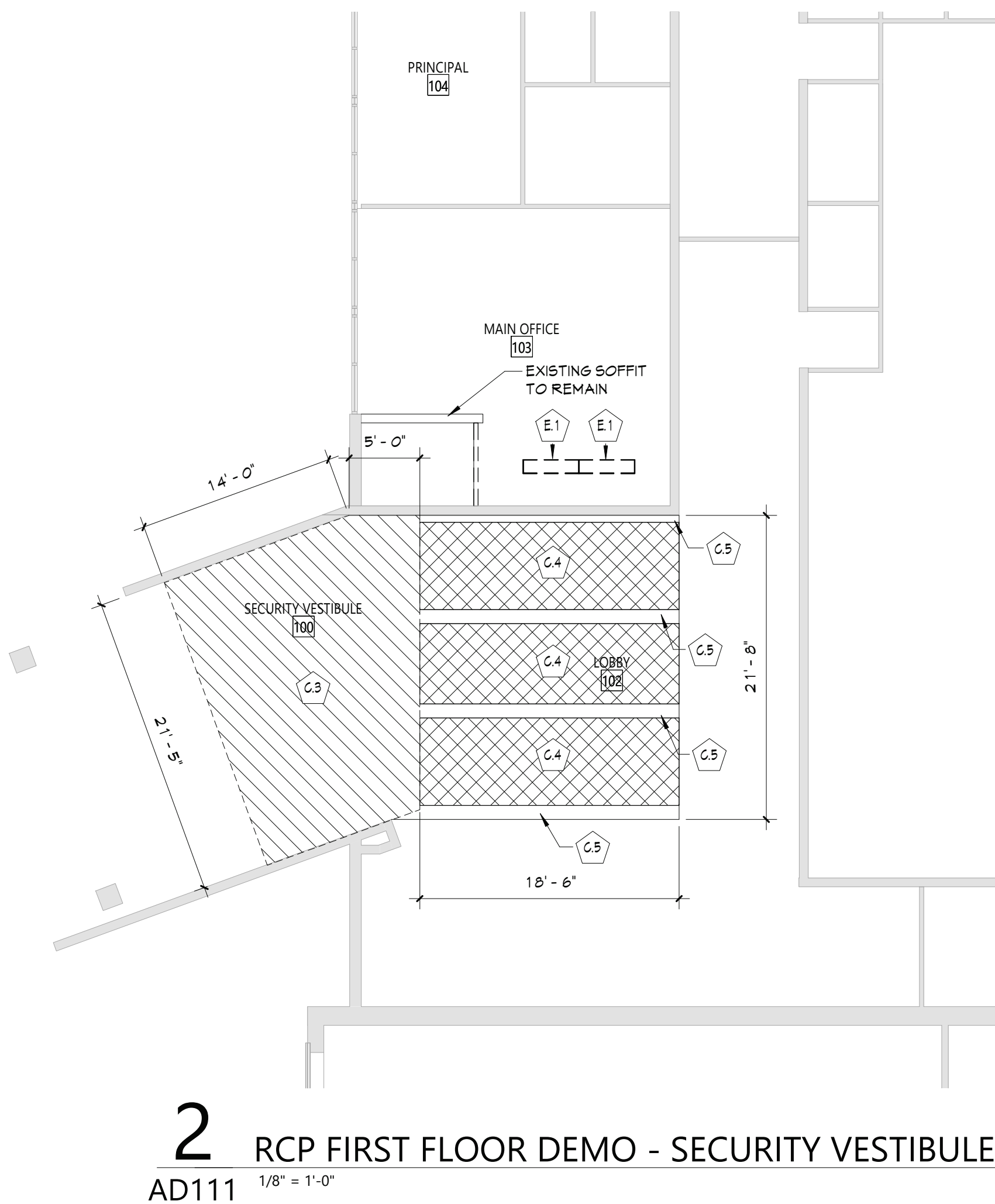
Sheet No.  
ECES  
AA100

CONSTRUCTION DOCUMENTS

COPYRIGHT © ALL RIGHTS RESERVED



C:\Users\jamil\Documents\187-2302.01 VCSD ECES\_dml\ec03.rvt



GENERAL NOTES	
1.	COORDINATE ALL REMOVALS WITH NEW CONSTRUCTION.
2.	PATCH AND REPLACE EXISTING AND NEWLY CREATED HOLES IN WALLS (DUE TO REMOVAL) WITH MATERIALS TO MATCH EXISTING CONSTRUCTION.
3.	SALVAGED ITEMS SHALL BE TURNED OVER TO OWNER, UNO.
4.	ALL KEYED REMOVALS SHALL INCLUDE REMOVAL OF ANY AND ALL ANCHORING SYSTEMS INCLUDING OBJECTS EMBEDDED INTO EXISTING WALLS.
5.	REFER TO ASBESTOS AND MEP DRAWINGS FOR ADDITIONAL REMOVAL INFORMATION.
6.	PROVIDE TEMPORARY SHORING AS NECESSARY AT ALL AREAS OF WALL REMOVAL AND NEW WALL PENETRATIONS.
7.	DRILL CORNERS OF ALL NEW SANGUIT OPENING PRIOR TO SANGUITTING, TO PREVENT CUTTING INTO SCHEDULED CONSTRUCTION TO REMAIN.

DEMOLITION KEYNOTE	
#	Description
A.2.1	EXISTING PLAQUES TO BE CAREFULLY REMOVED AND STORED FOR FUTURE INSTALLATION.
G.3	REMOVE EXISTING SOFFIT SYSTEM IN ITS ENTIRETY.
G.4	REMOVE EXISTING SPLINE CEILING IN ITS ENTIRETY.
G.5	EXISTING BEAM TO BE PROTECTED DURING CONSTRUCTION.
E.1	LIGHTING, REFER TO ELECTRICAL DRAWINGS.
F.1	REMOVE FLOOR FINISH INCLUDING ALL PADDING, ADHESIVES AND WALL BASE, TO SLAB BELOW.
G.2	REMOVE STOREFRONT SYSTEM IN ITS ENTIRETY, INCLUDING ALL SILLS, FLASHING, AND FASTENERS.
PL.4	REMOVE WALL TO THE EXTENT SHOWN.

KEY PLAN	
	AREA OF WORK
COPYRIGHT © ALL RIGHTS RESERVED	

19 Front St. Newburgh, New York 12550-7601  
845-561-3379 www.csarch.com

CSARCH

Consultant

VALLEY CENTRAL SCHOOL DISTRICT  
EAST COLDENHAM ELEMENTARY SCHOOL  
2023 CAPITAL PROJECT - PHASE 1

Project Title

EXPIRATION DATE: 02/28/2025

3	11/02/24	BID ADDENDUM #1
1	10/05/24	BID ADDENDUM #1
1	DATE	DESCRIPTION

Drawn By: ALN/KRC  
Checked By: 44-13-01-86-0-013-019  
Proj. #: 187-2302.01  
CSArch Proj. #: 10/18/24  
Issued for Bid:

Sheet Title

ENLARGED  
REMOVAL  
PLAN AND  
RCP

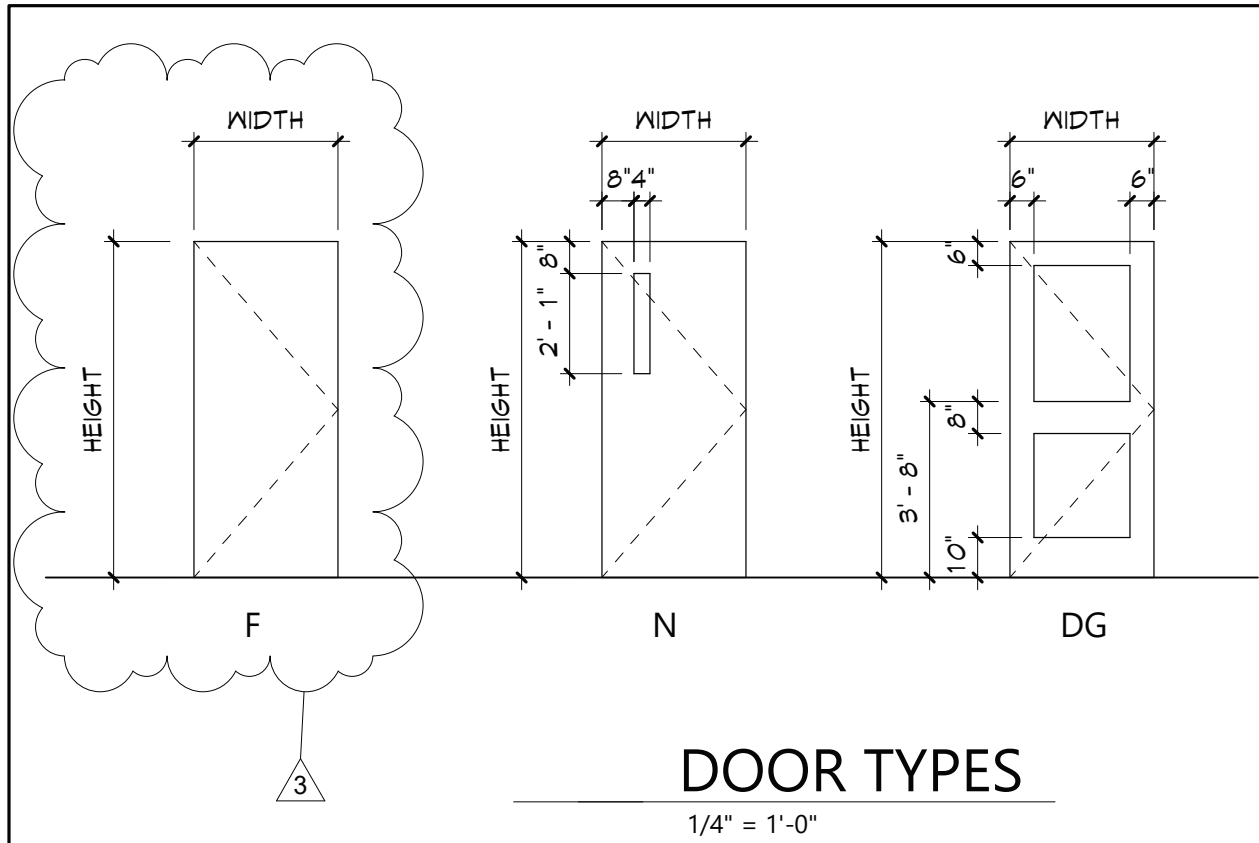
Sheet No.  
ECES  
AD111

CONSTRUCTION DOCUMENTS



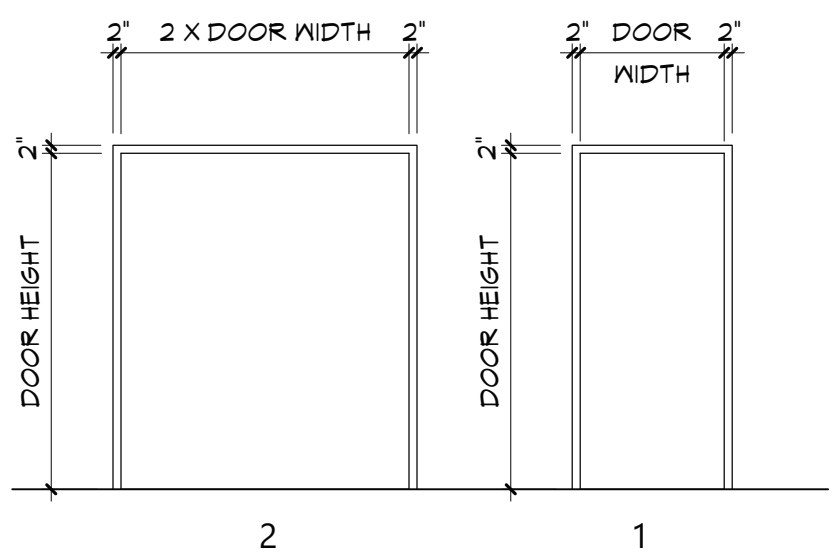






DOOR TYPES

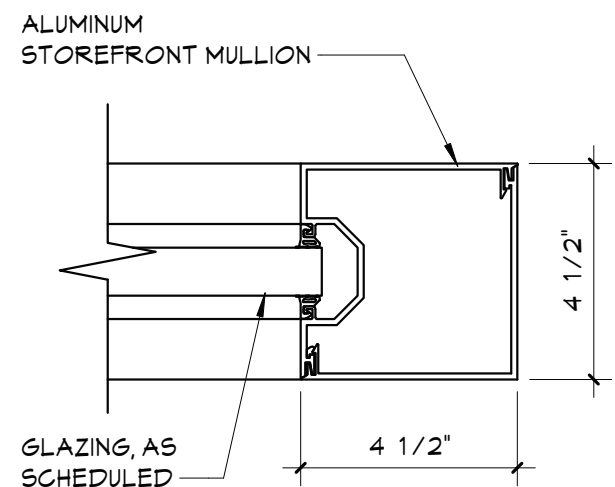
1/4" = 1'-0"



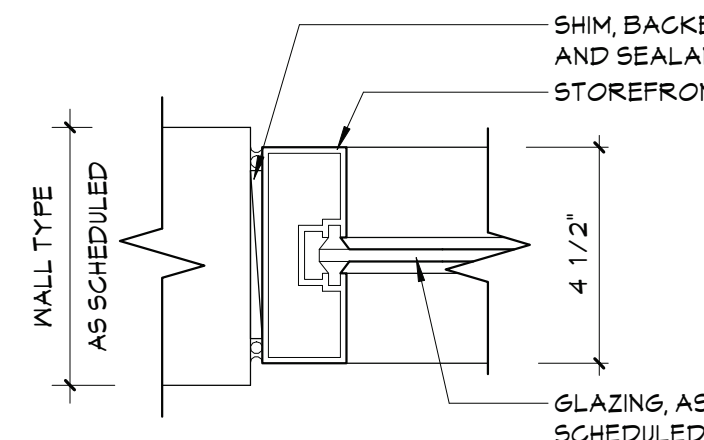
DOOR FRAME TYPES

1/4" = 1'-0"

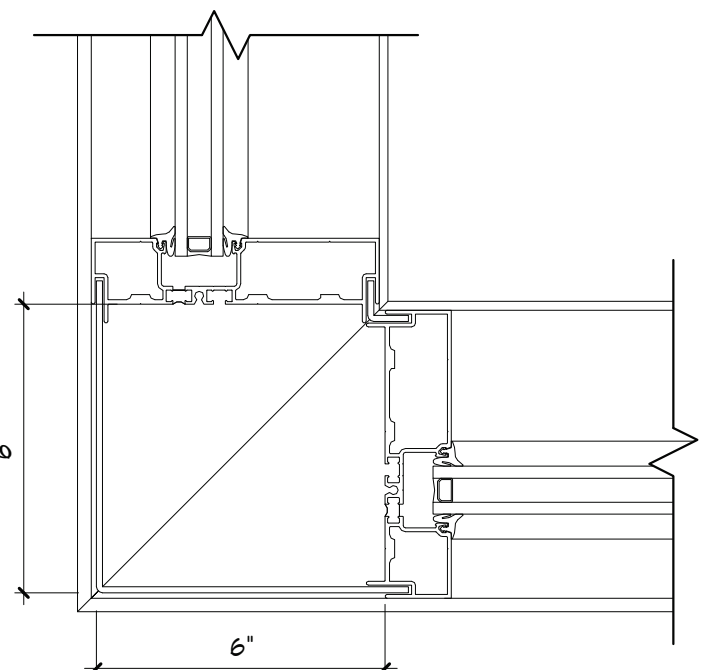
DOOR SCHEDULE															
DOOR NUMBER	DOOR				FRAME				GLAZING	HARDWARE	MAG HOLD-OPEN	ACCESS CONTROL	REMARKS	DOOR NUMBER	
	QUANTITY	FROM	TO	WIDTH	HEIGHT	THICKNESS	TYPE	MATERIAL							FINISH
001			100	SECURITY VESTIBULE	3'-0"	7'-0"	1 3/4"	DG	ALUM	ANOD	ALUM	ANOD	7	HW1	001
002			101	VESTIBULE	3'-0"	7'-0"	1 3/4"	DG	ALUM	ANOD	ALUM	ANOD	7	HW2	002
003			101	VESTIBULE	3'-0"	7'-0"	1 3/4"	DG	ALUM	ANOD	ALUM	ANOD	7	HW1	003
004	101	VESTIBULE	102	LOBBY	3'-0"	7'-0"	1 3/4"	DG	ALUM	ANOD	ALUM	ANOD	4	HW1	004
005	101	VESTIBULE	102	LOBBY	3'-0"	7'-0"	1 3/4"	DG	ALUM	ANOD	ALUM	ANOD	4	HW2	005
006	100	SECURITY VESTIBULE	103	MAIN OFFICE	3'-0"	7'-0"	1 3/4"	F	ANOD	ANOD	ANOD	ANOD	20	HW4	006
007	102	LOBBY	103	MAIN OFFICE	3'-0"	7'-0"	1 3/4"	F	ANOD	ANOD	ANOD	ANOD	20	HW6	007



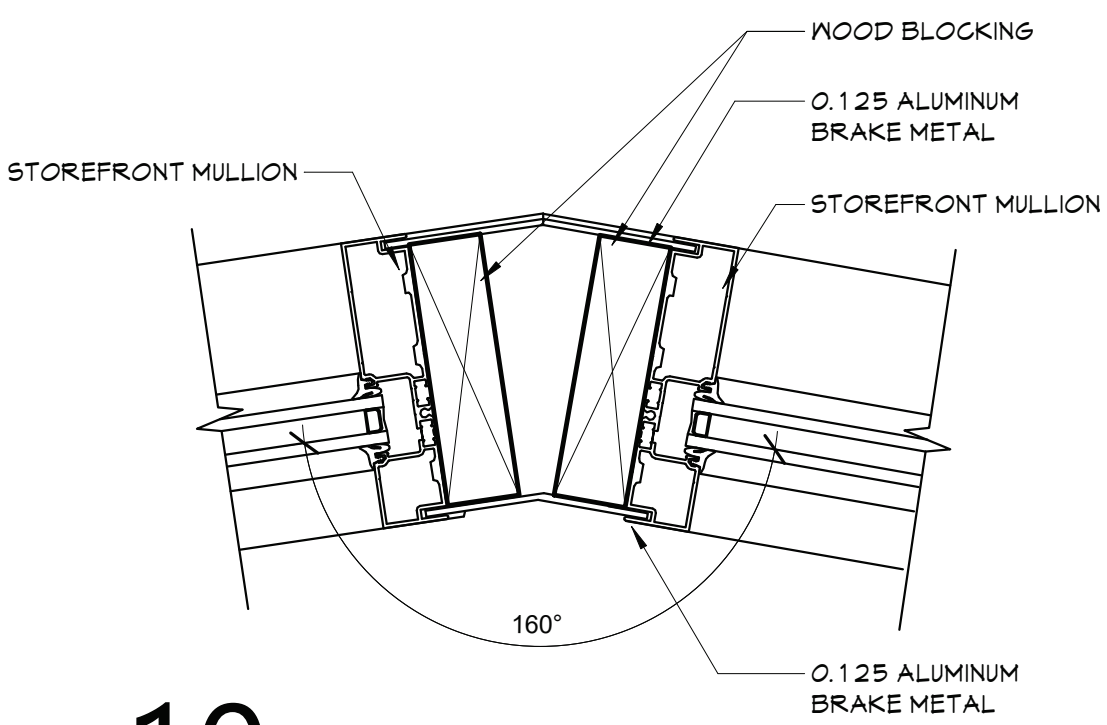
13 JAMB  
A901 3" = 1'-0"



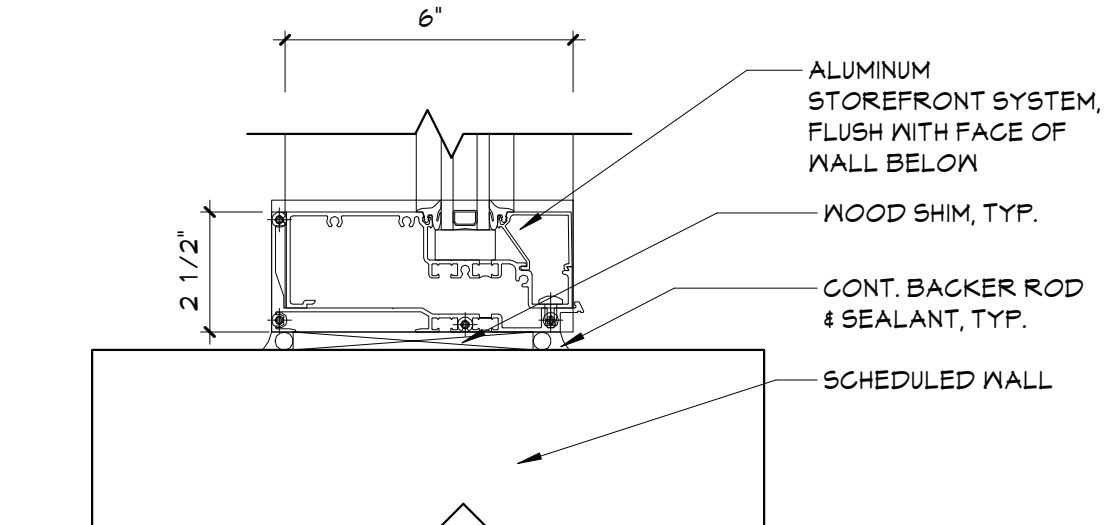
12 JAMB  
A901 3" = 1'-0"



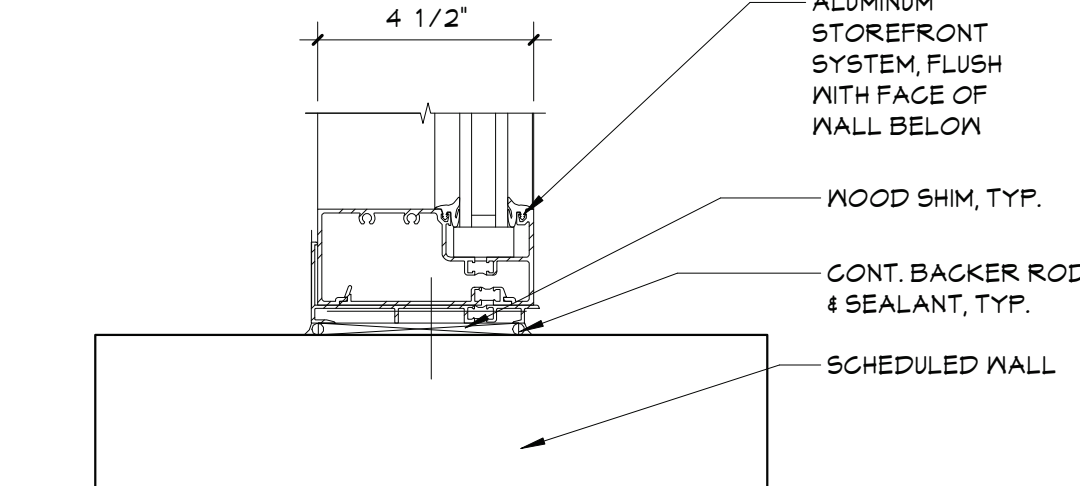
11 CORNER DETAIL  
A901 3" = 1'-0"



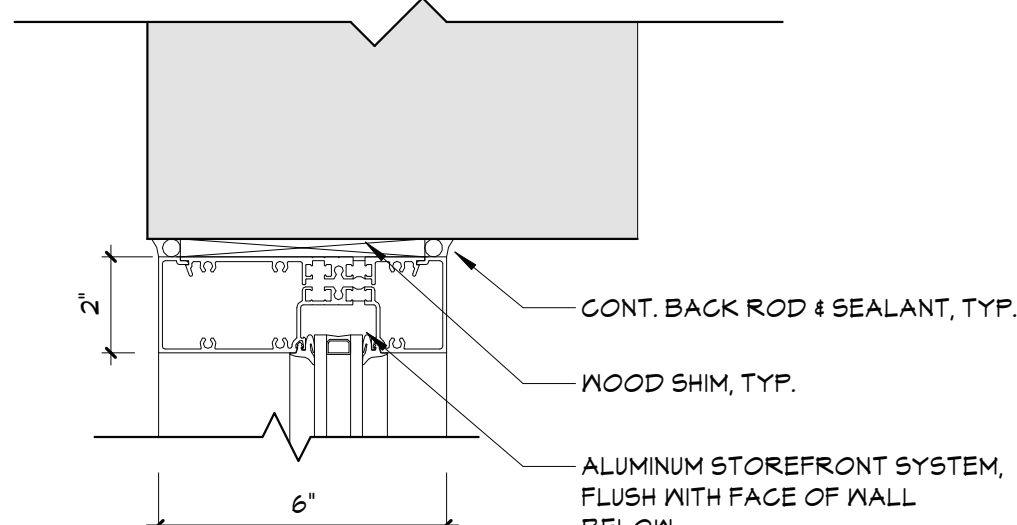
10 ANGLE MULLION DETAIL  
A901 3" = 1'-0"



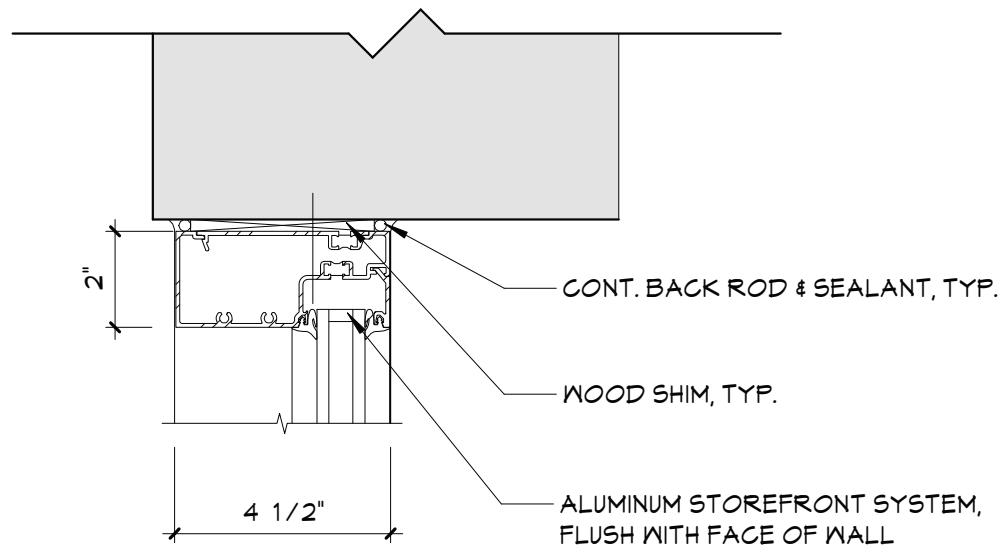
9 SILL DETAIL  
A901 3" = 1'-0"



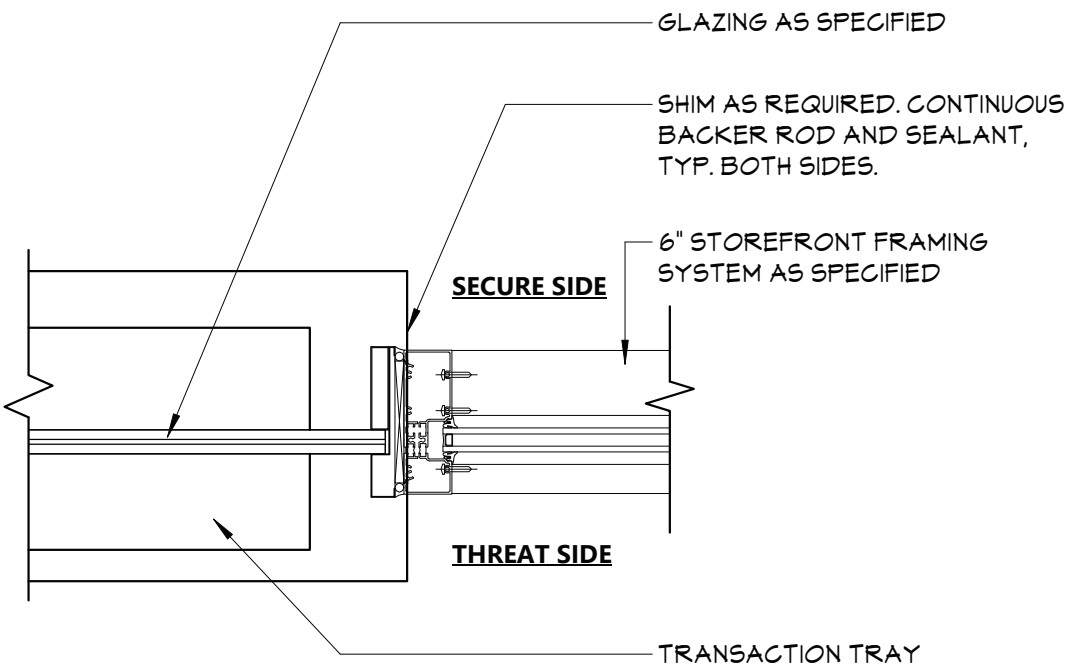
8 SILL DETAIL  
A901 3" = 1'-0"



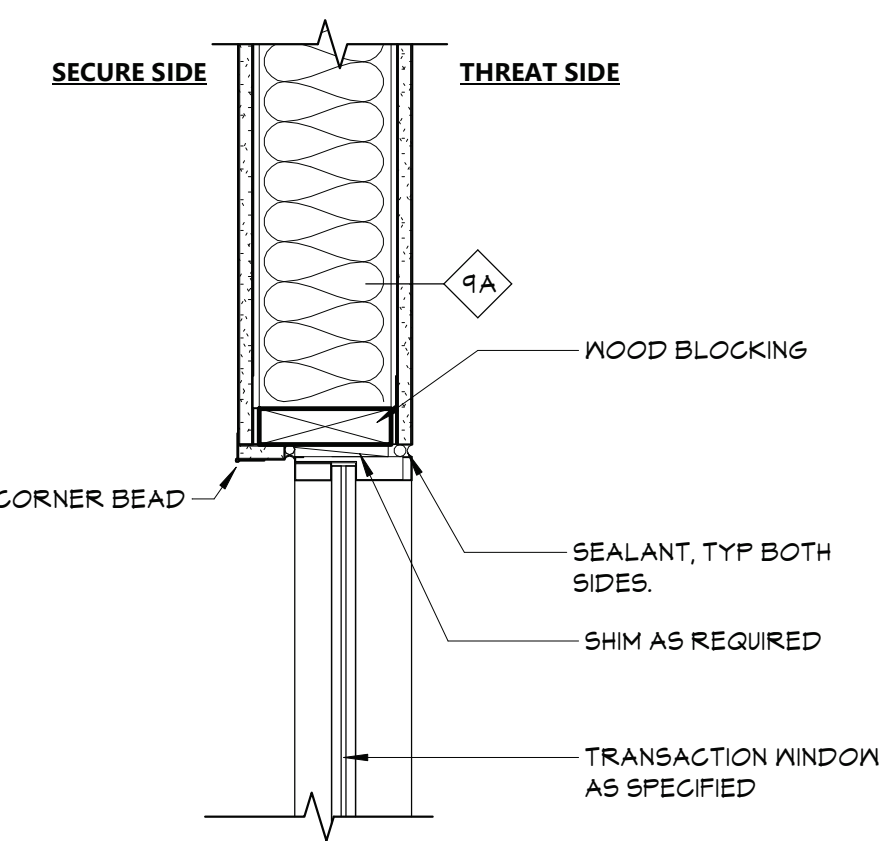
7 HEAD DETAIL  
A901 3" = 1'-0"



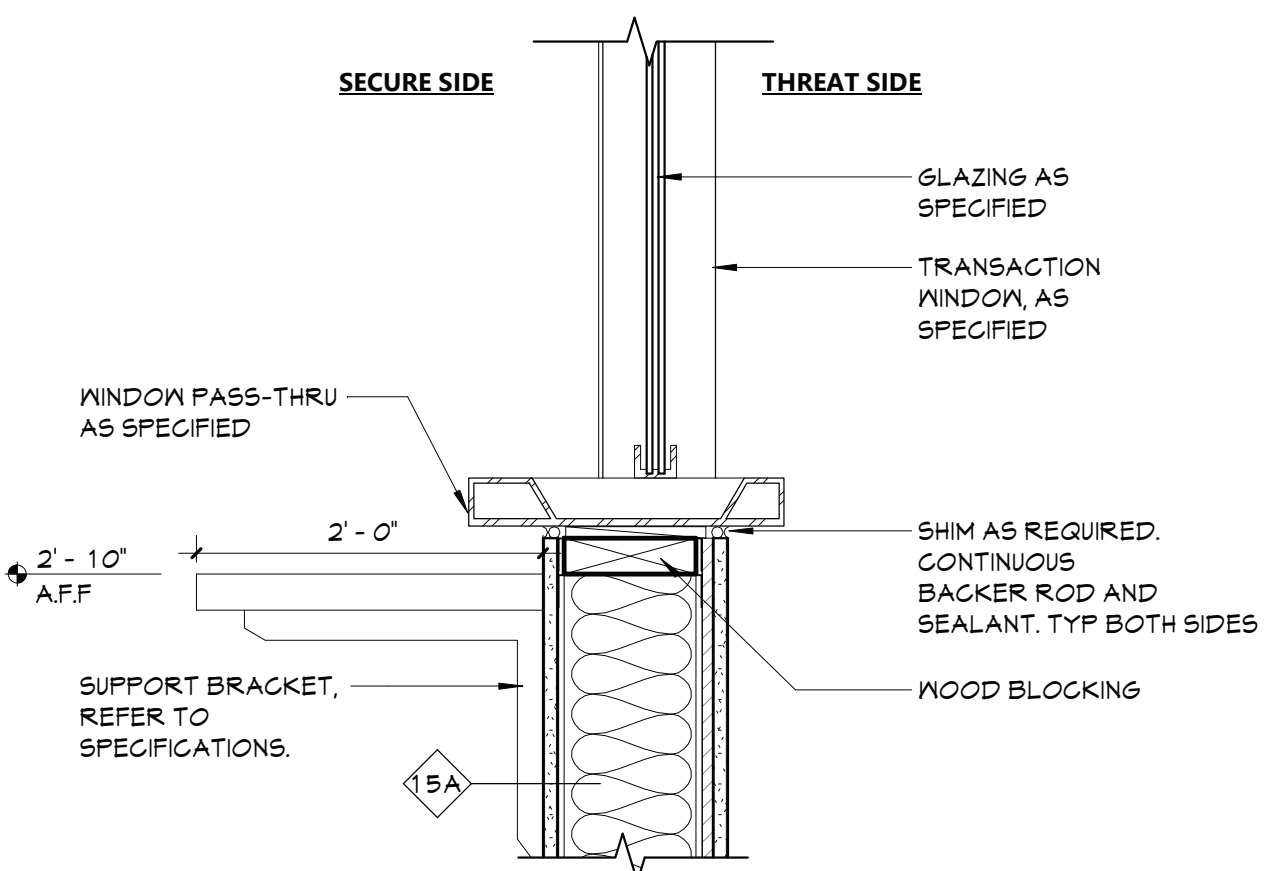
6 HEAD DETAIL  
A901 3" = 1'-0"



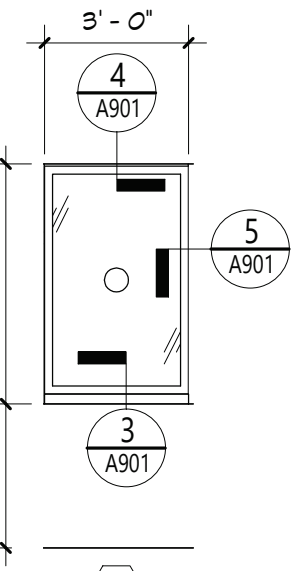
5 JAMB DETAIL - SECURITY WINDOW  
A901 1 1/2" = 1'-0"



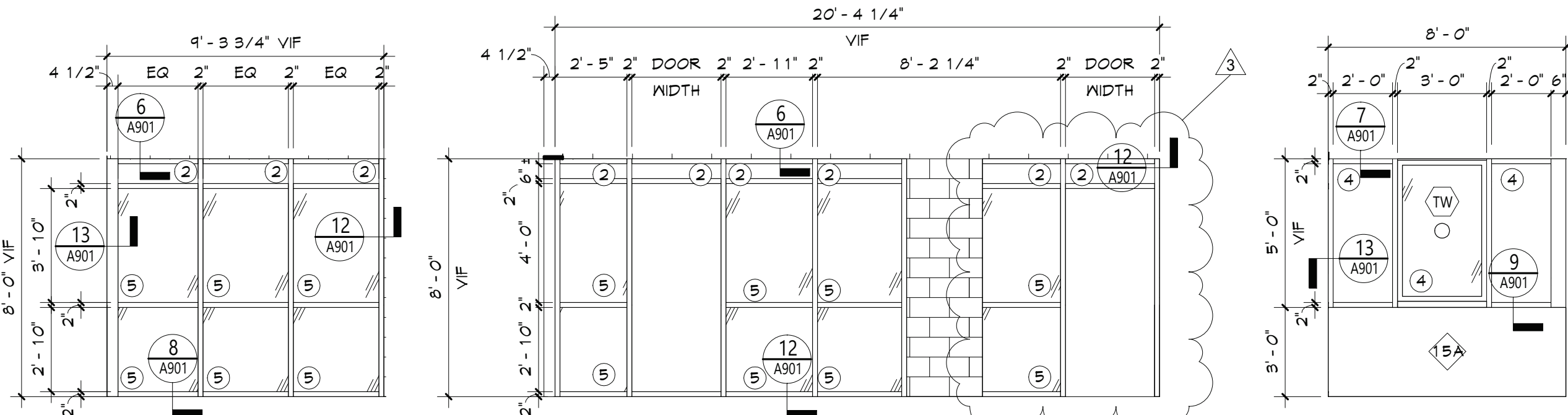
4 HEAD DETAIL - SECURITY WINDOW  
A901 1 1/2" = 1'-0"



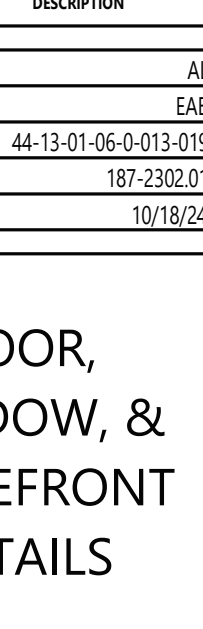
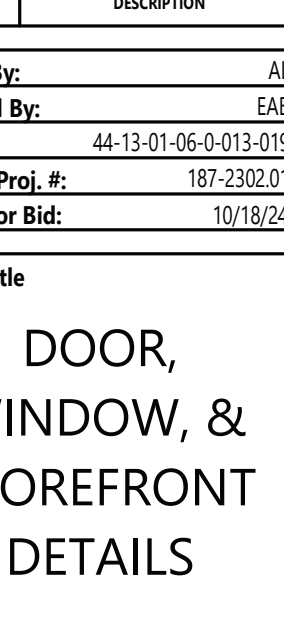
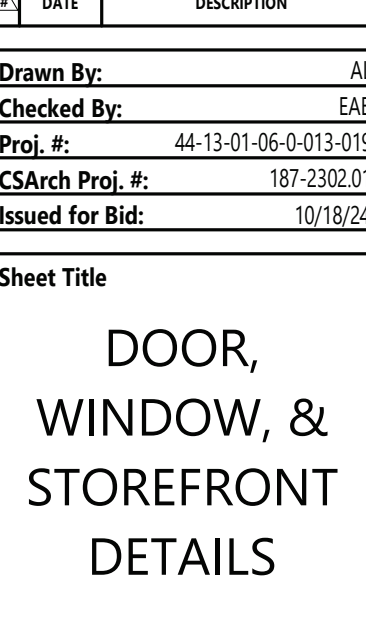
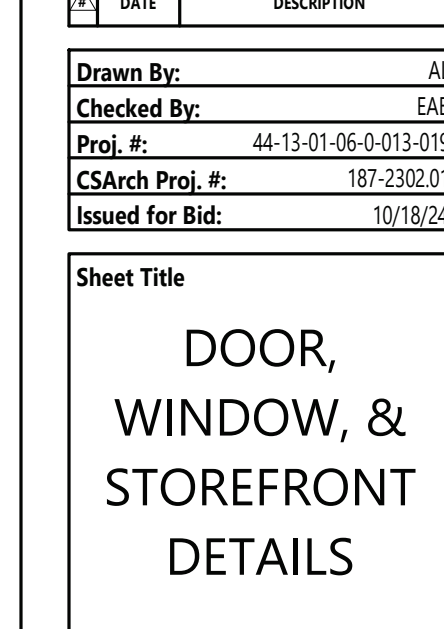
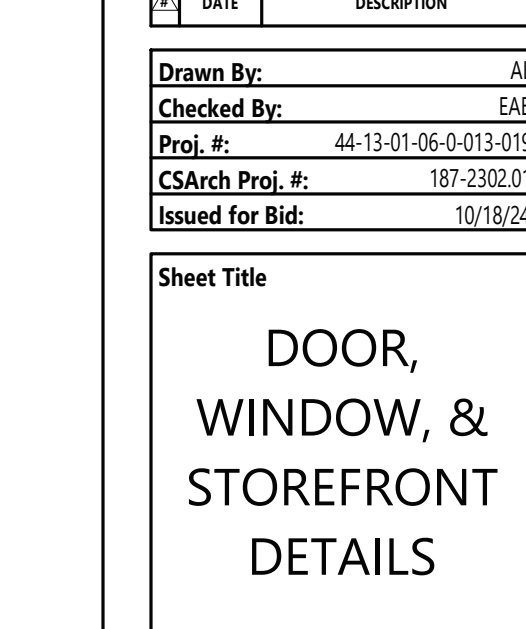
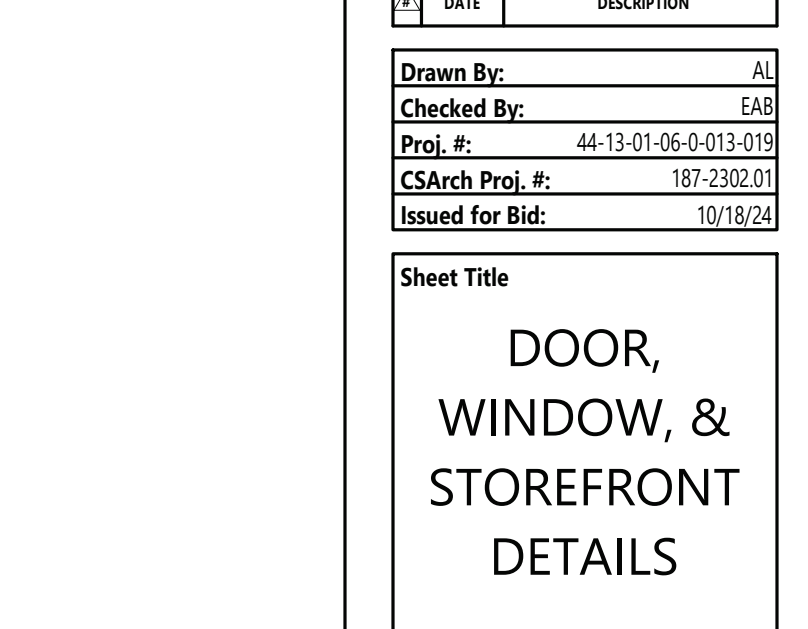
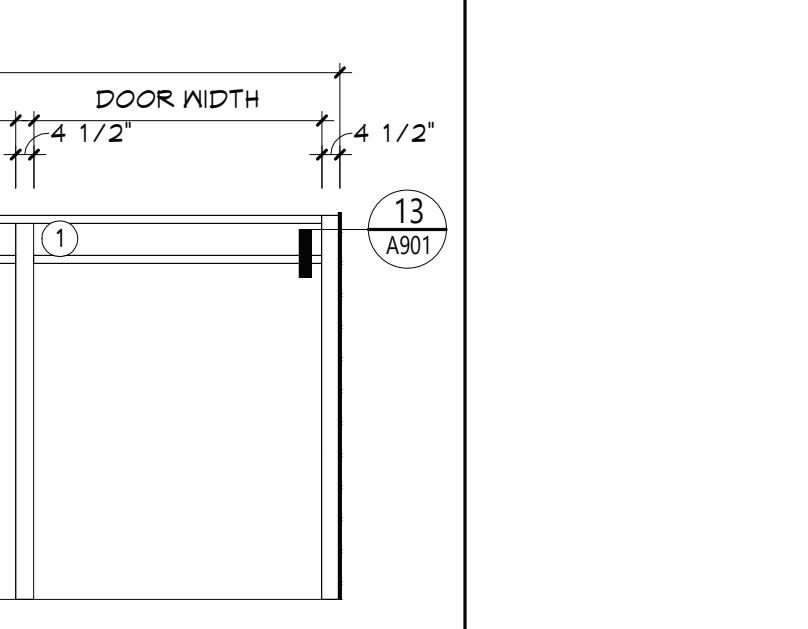
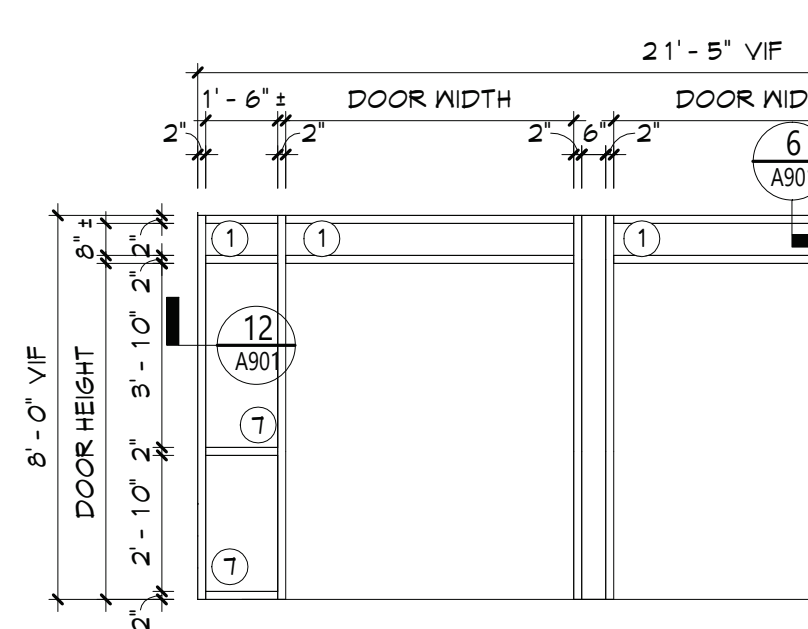
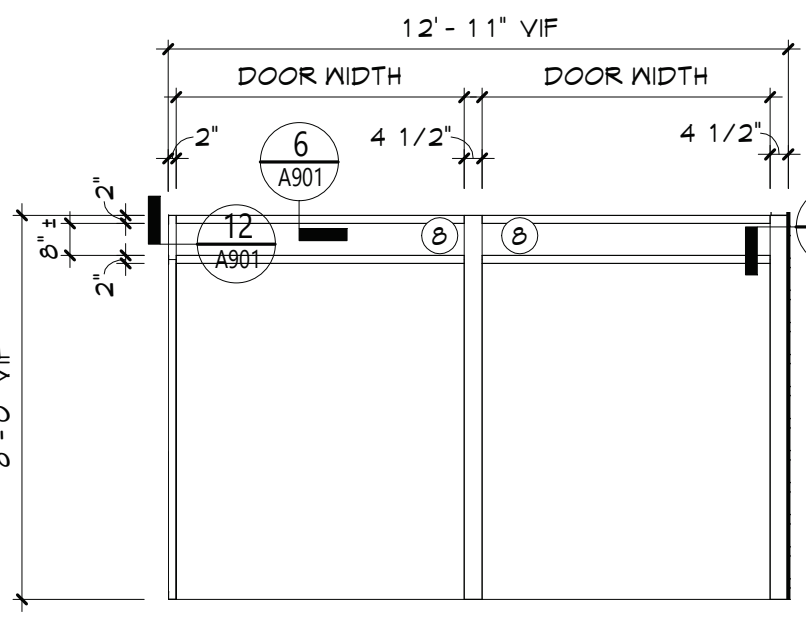
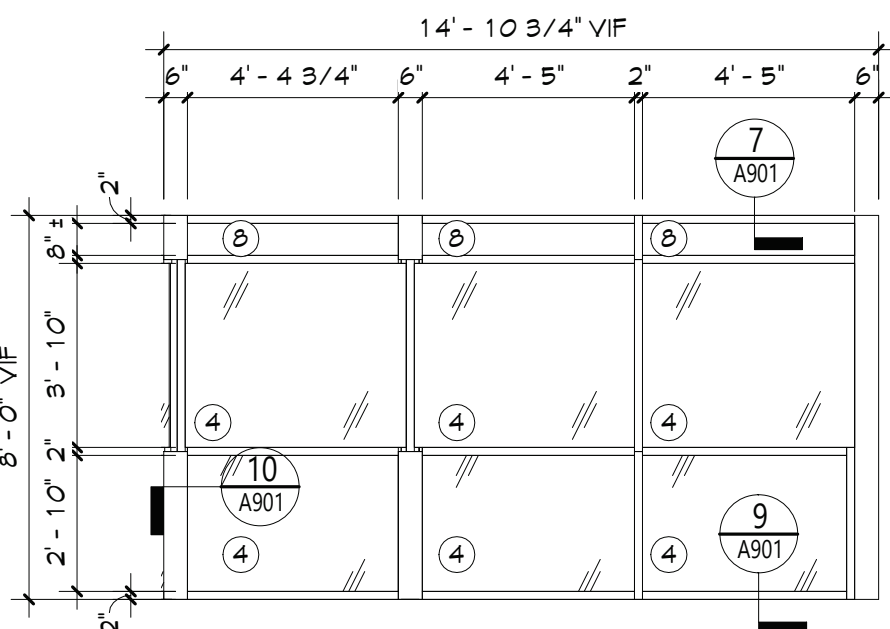
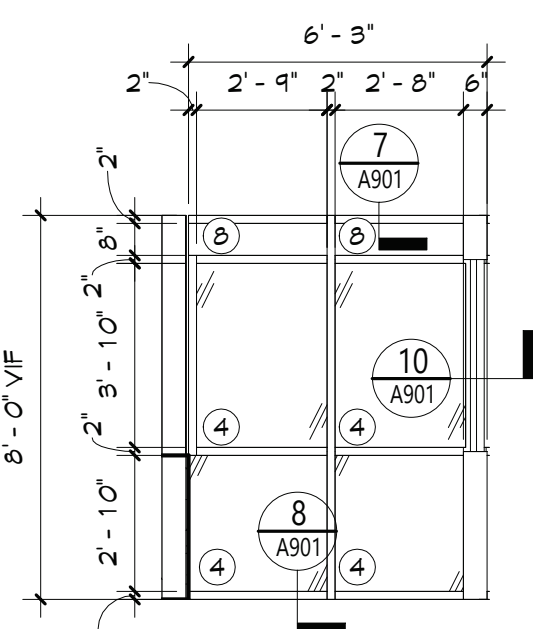
3 SILL DETAIL - SECURITY WINDOW  
A901 1 1/2" = 1'-0"



2 TRANSACTION WINDOW  
A901 1/4" = 1'-0"



1 STOREFRONT ELEVATIONS  
A901 1/4" = 1'-0"



DOOR LITE, GLAZING & PANEL TYPES

- INSULATED GLAZING UNIT (IGU)
- FIRE-PROTECTION-RATED GLAZING. MATCH RATINGS OF OPENING EXISTING CORRIDOR WALLS ARE PRESUMED 1-HOUR RATED, U.N.O. (FR)
- INSULATED SECURITY GLAZING UNIT (ISG)
- SECURITY GLAZING (BA)
- FIRE-PROTECTION-RATED SECURITY GLAZING. RATING BASED ON WALL OR DOOR RATING (FRBA)
- INSULATED LAMINATED/TEMPERED GLASS (EXTERIOR)
- SECURITY FILM ON INSULATED GLAZING UNIT
- LAMINATED GLASS (LM)
- SAFETY GLAZING (ISG)
- FIRE-PROTECTION RATED INSULATED GLAZING UNIT (FGGL)

LEGEND

SH STOREFRONT LABEL

X WINDOW TAG

STOREFRONT NOTES

- GLAZING SYSTEMS TO BE FIRE RATED TO MATCH FIRE RATINGS OF SCHEDULED DOORS. REFER TO DOOR SCHEDULE FOR FIRE RATINGS.
- STOREFRONT FRAMING SYSTEM TO BE FIRE RATED TO MATCH FIRE RATINGS OF SCHEDULED GLAZING SYSTEMS. REFER TO STOREFRONT ELEVATIONS FOR GLAZING TYPES.

19 From St. Newburgh - New York 12507-1601  
646-561-3179 www.csarch.com

CSARCH

VALLEY CENTRAL SCHOOL DISTRICT  
EAST COLDENHAM ELEMENTARY SCHOOL  
2023 CAPITAL PROJECT - PHASE 1

Project Title

EXPIRATION DATE: 02/28/2025

DATE	DESCRIPTION
11/1/24	REV ADDENDUM #1
11/1/24	REV ADDENDUM #2
11/1/24	REV ADDENDUM #3

Drawn By: AL  
Checked By: EAB  
Proj. #: 44-13-01-86-0-013-019  
CSArch Proj. #: 187-2302-01  
Issued for Bid: 10/18/24

Sheet Title  
DOOR,  
WINDOW, &  
STOREFRONT  
DETAILS

Sheet No.  
ECES  
A901

CONSTRUCTION DOCUMENTS

COPYRIGHT © ALL RIGHTS RESERVED



# VALLEY CENTRAL SCHOOL DISTRICT

## MONTGOMERY ELEMENTARY SCHOOL


### 2023 CAPITAL PROJECT - PHASE 1

ISSUED FOR BID: 10/18/24

CSARCH - ARCHITECTS  
BLAKE ENGINEERING, PLLC - M.E.P. ENGINEERS  
PASSERO ASSOCIATES - SITE/CIVIL AND STRUCTURAL ENGINEERS  
AECC ENVIRONMENTAL CONSULTING - HAZARDOUS MATERIALS DESIGNERS

STATE EDUCATION DEPARTMENT PROJECT CONTROL NUMBER:  
2023 CAPITAL PROJECT - PHASE 1 44-13-01-06-0-004-015  
THE DESIGN OF THIS PROJECT CONFORMS TO APPLICABLE PROVISIONS OF THE NEW YORK STATE UNIFORM FIRE PREVENTION AND BUILDING CODE, THE NEW YORK STATE ENERGY CONSERVATION CONSTRUCTION CODE, AND THE MANUAL OF PLANNING STANDARDS OF THE NEW YORK STATE EDUCATION DEPARTMENT.

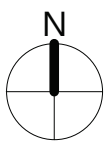
CSArch PROJECT NO. 187-2302.01



Montgomery Elementary School  
141 Union St  
Montgomery, NY 12549

VICINITY MAP

NTS



DRAWING LIST	
<b>GENERAL DRAWINGS</b>	
MES G000	COVER & SHEET INDEX
MES G001	SYMBOLS, ABBREVIATIONS, MISC, AND PARTITION TYPES
MES G111	OVERALL FLOOR PLAN - FIRST FLOOR
<b>LIFE SAFETY DRAWINGS</b>	
MES LS111	FIRST FLOOR LIFE SAFETY PLAN
MES LS112	SMOKE ZONE PLANS
<b>HAZARDOUS MATERIALS DRAWINGS</b>	
MES AA100	ASBESTOS ABATEMENT FIRST FLOOR AREA C
<b>ARCHITECTURAL DEMOLITION DRAWINGS</b>	
MES AD111	ENLARGED REMOVAL PLAN - FIRST FLOOR - AREA C
<b>ARCHITECTURAL DRAWINGS</b>	
MES A111	ENLARGED NEW WORK PLAN - FIRST FLOOR - AREA C
MES A201	EXTERIOR ELEVATIONS
MES A202	EXTERIOR ELEVATIONS
MES A811	REFLECTED CEILING PLAN - FIRST FLOOR - AREA C
MES A901	DOOR, WINDOW, & STOREFRONT DETAILS
<b>ARCHITECTURAL FINISH DRAWINGS</b>	
MES AF001	SIGNAGE TYPES AND SCHEDULE
MES AF111	MATERIAL SCHEDULE & FLOOR FINISHES PLAN - AREA C
<b>PLUMBING GENERAL DRAWINGS</b>	
MES P001	PLUMBING NOTES, SCHEDULE, LEGEND & DETAILS
<b>PLUMBING DRAWINGS</b>	
MES P111	PLUMBING PLANS
<b>MECHANICAL GENERAL DRAWINGS</b>	
MES M001	MECHANICAL NOTES, LEGENDS, SCHEDULES & DETAILS
<b>MECHANICAL DEMOLITION DRAWINGS</b>	
MES MD111	MECHANICAL DEMOLITION PLAN
<b>MECHANICAL DRAWINGS</b>	
MES M111	MECHANICAL PLAN
<b>ELECTRICAL GENERAL DRAWINGS</b>	
MES E001	ELECTRICAL NOTES, LEGENDS, SCHEDULES & DETAILS
<b>ELECTRICAL DEMOLITION DRAWINGS</b>	
MES ED111	ELECTRICAL DEMOLITION PLAN
<b>ELECTRICAL DRAWINGS</b>	
MES E111	ELECTRICAL PLAN



EXPIRATION DATE: 02/28/2025

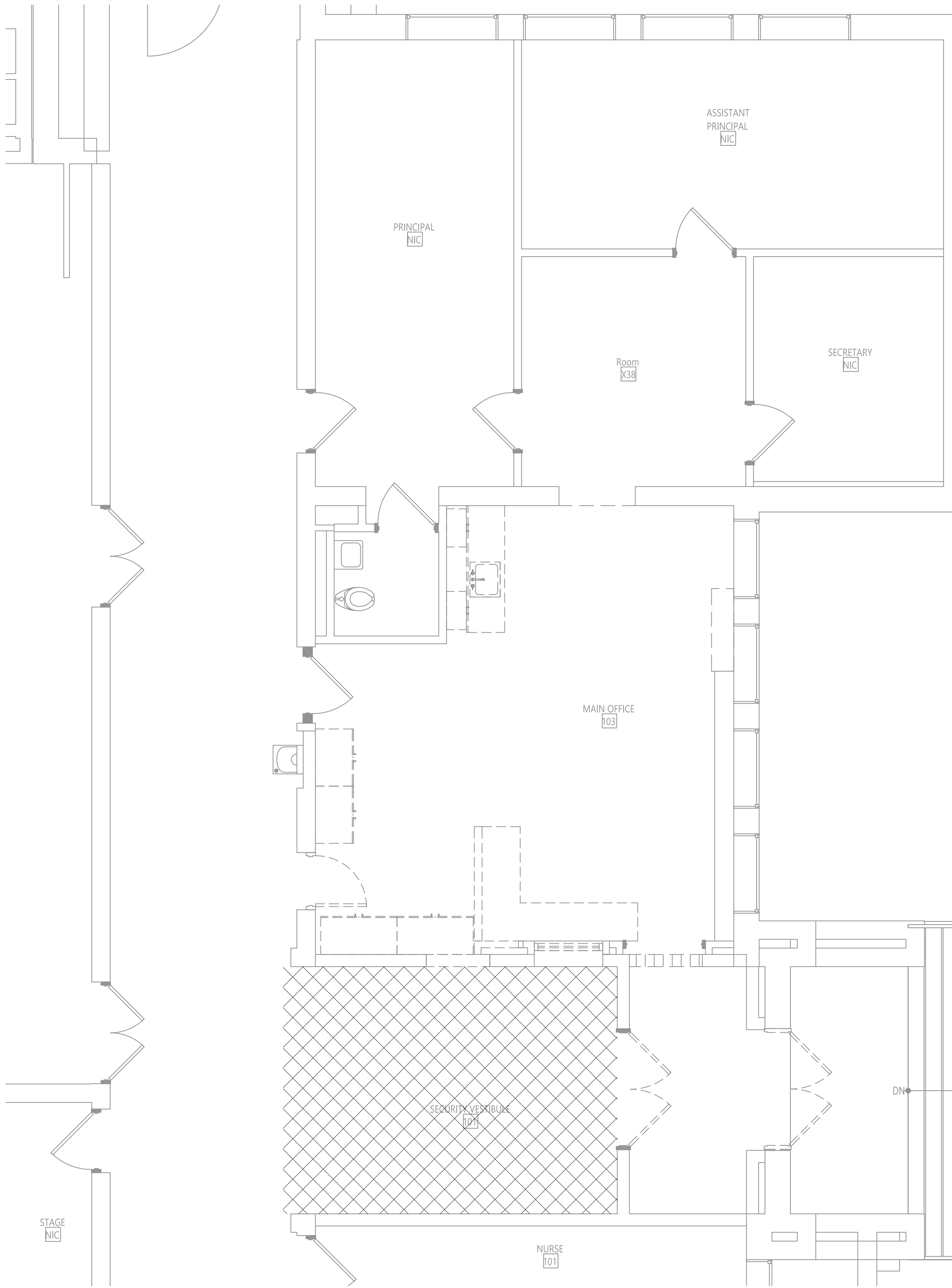


GENERAL NOTES:

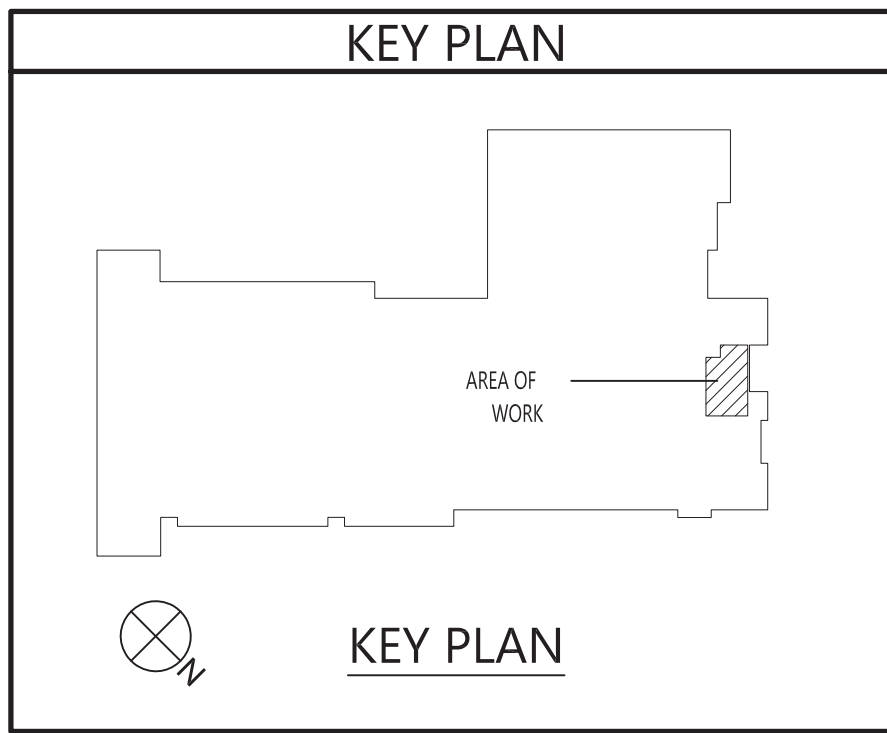
1. CONTRACTOR TO PROTECT THEIR EMPLOYEES WITH ADEQUATE PERSONAL PROTECTIVE EQUIPMENT AT ALL TIMES, WHEN PERFORMING WORK ON THIS PROJECT.
2. DISTRICT TO PROVIDE A WATER SUPPLY AND AN ELECTRICAL POWER SOURCE ON THIS PROJECT TO CONDUCT WORK ACTIVITIES. CONTRACTOR TO PROVIDE ALL INTERCONNECTS FOR WATER/POWER AND TO ENSURE THAT ALL TEMPORARY WATER/POWER SOURCES ARE PROPERLY INSTALLED BY A LICENSED PLUMBER/ELECTRICIAN.
3. CONTRACTOR'S EMPLOYEES SHALL WEAR PROTECTIVE SUITS AND HALF-FACE RESPIRATORS (AT A MINIMUM) AT ALL TIMES, REGARDLESS OF ANY NEGATIVE EXPOSURE ASSESSMENT REPORTS / DATA.

ASBESTOS ABATEMENT NOTES:

1. CONTRACTOR SHALL OBSERVE ALL FEDERAL, STATE, AND LOCAL REGULATIONS GOVERNING ASBESTOS ABATEMENT.
2. ASBESTOS ABATEMENT PROCEDURES SHALL BE CONDUCTED IN A MANNER CONSISTENT WITH PROJECT SPECIFICATION 028213.
3. THE SCOPE OF ABATEMENT WORK INVOLVES THE REMOVAL OF ASBESTOS- CONTAINING MATERIALS FROM THE AREAS INDICATED ON THE AA SERIES DRAWINGS.
4. THE CONTRACTOR ASSUMES THE RESPONSIBILITY FOR THE MEANS AND METHODS UTILIZED TO COMPLETE THE PROJECT IN A TIMELY, PROFESSIONAL, LEGAL, AND SAFE MANNER.
5. THE CONTRACTOR ACKNOWLEDGES THAT THE PROVIDED DRAWINGS MAY NOT BE TO SCALE. IT IS THE RESPONSIBILITY OF THE CONTRACTOR TO CONDUCT A PRE-BID WALKTHROUGH AND SATISFY THEMSELVES OF THE QUANTITIES OF ASBESTOS-CONTAINING MATERIALS, PRESUMED ASBESTOS-CONTAINING MATERIALS AND THAT THEY SHALL BE CONTRACTUALLY OBLIGATED TO HANDLE AND DISPOSE OF ON THIS PROJECT.
6. DECONTAMINATION ENCLOSURES SHALL BE CONSTRUCTED IN ACCORDANCE WITH THE REQUIREMENTS OF NYSOL ICR 56. THE LOCATIONS OF THESE ENCLOSURES, STAGING AREAS, WASTE DUMPSTERS / TRAILERS / VEHICLES, POWER AND WATER SOURCES SHALL BE IDENTIFIED TO DISTRICT REPRESENTATIVES AND THE PROJECT DESIGNER SEVENTY-TWO (72) HOURS PRIOR TO THE COMMENCEMENT OF ANY ACTIVITIES ON-SITE. THE CONTRACTOR ACCEPTS THAT DISTRICT REPRESENTATIVES AND/OR THE PROJECT DESIGNER MAY MODIFY THIS PLAN FOR ANY REASON DEEMED NECESSARY. THE CONTRACTOR MAY NOT PROCEED WITH ABATEMENT ACTIVITIES UNTIL THEY HAVE THE APPROVAL OF DISTRICT REPRESENTATIVES AND THE PROJECT DESIGNER.
7. THE DISTRICT (OR THEIR DESIGNATED PERSONNEL) SHALL BE RESPONSIBLE FOR HIRING THE PROJECT MONITORING FIRM ON THIS PROJECT. THE CONTRACTOR SHALL RECOGNIZE THE SELECTED FIRM'S PERSONNEL AS THE BUILDING OWNER'S REPRESENTATIVE. THE CONTRACTOR SHALL BE RESPONSIBLE FOR THE COLLECTION OF PERSONAL AIR SAMPLES FOR THEIR EMPLOYEES DURING THIS PROJECT.
8. CONTRACTOR SHALL COORDINATE AND SCHEDULE ALL WORK WITH DISTRICT REPRESENTATIVES AND THE MONITORING FIRM.



1 AREA C - PARTIAL FIRST FLOOR ABATEMENT PLAN  
AA100 1/4" = 1'-0"



LEGEND:

XXXXX ASBESTOS-CONTAINING FLOOR TILE AND MASTIC TO BE REMOVED (APPROX. 228 SF)

19 Front St., Newburgh, New York 12550-7601  
845-561-3179 www.csarchpc.com



VALLEY CENTRAL SCHOOL DISTRICT  
MONTGOMERY ELEMENTARY SCHOOL  
2023 CAPITAL PROJECT - PHASE 1

Project Title



REV	DATE	DESCRIPTION

Drawn By: WFT  
Checked By: BB  
Proj. #: 44-13-01-06-0-015-033  
CSArch Proj. #: 187-2302-01  
Issued for Bid: 10/18/24

Sheet Title  
ASBESTOS  
ABATEMENT  
FIRST FLOOR  
AREA C

Sheet No.  
MES  
AA100

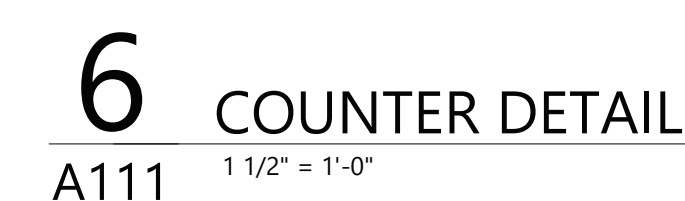
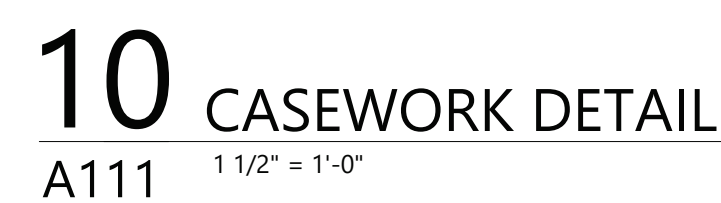
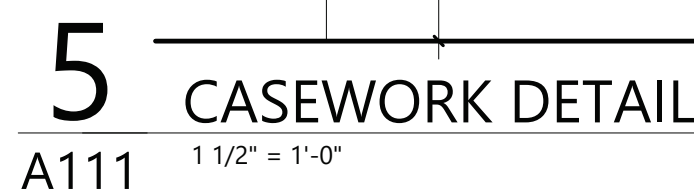

CONSTRUCTION DOCUMENTS

COPYRIGHT © ALL RIGHTS RESERVED









19 Front St. · Newburgh · New York 12550-7601  
845-561-3179 [www.csarchpc.com](http://www.csarchpc.com)

Consultant

VALLEY CENTRAL SCHOOL DISTRICT  
MONTGOMERY ELEMENTARY SCHOOL  
2023 CAPITAL PROJECT - PHASE 1

Project Title



EXPIRATION DATE: 02/28/2025

3	11/8/24	BID ADDENDUM #3
1	10/25/24	BID ADDENDUM #1

Drawn By:	AL
Checked By:	EAL
Proj. #:	44-13-01-06-0-004-011
CSArch Proj. #:	187-2302.0
Issued for Bid:	10/18/24

\_\_\_\_\_

Sheet Title

ENLARGED  
NEW WORK  
PLAN - FIRST  
FLOOR - AREA  
C

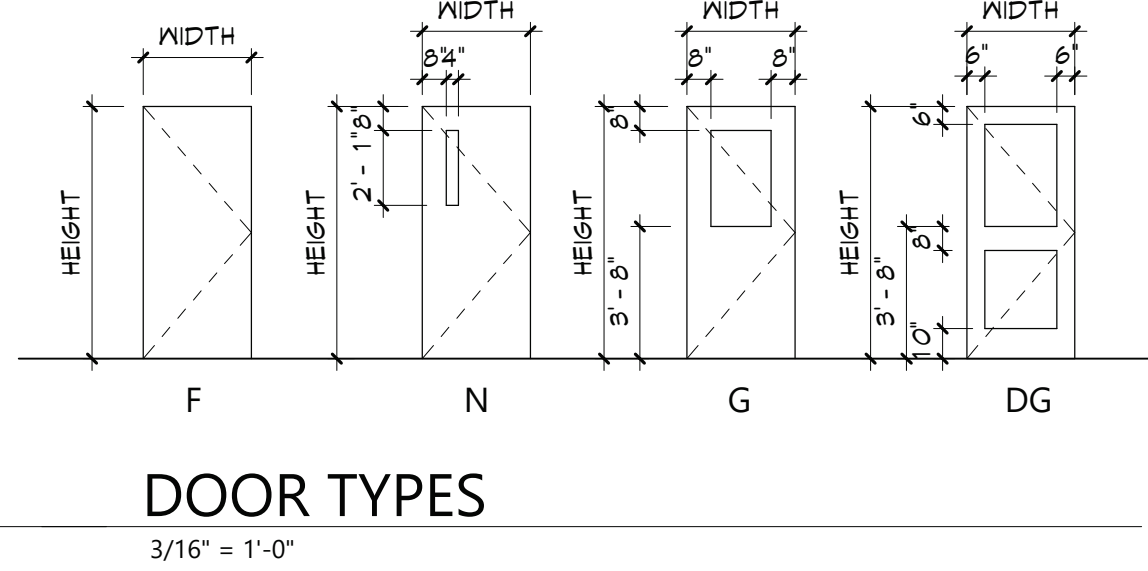
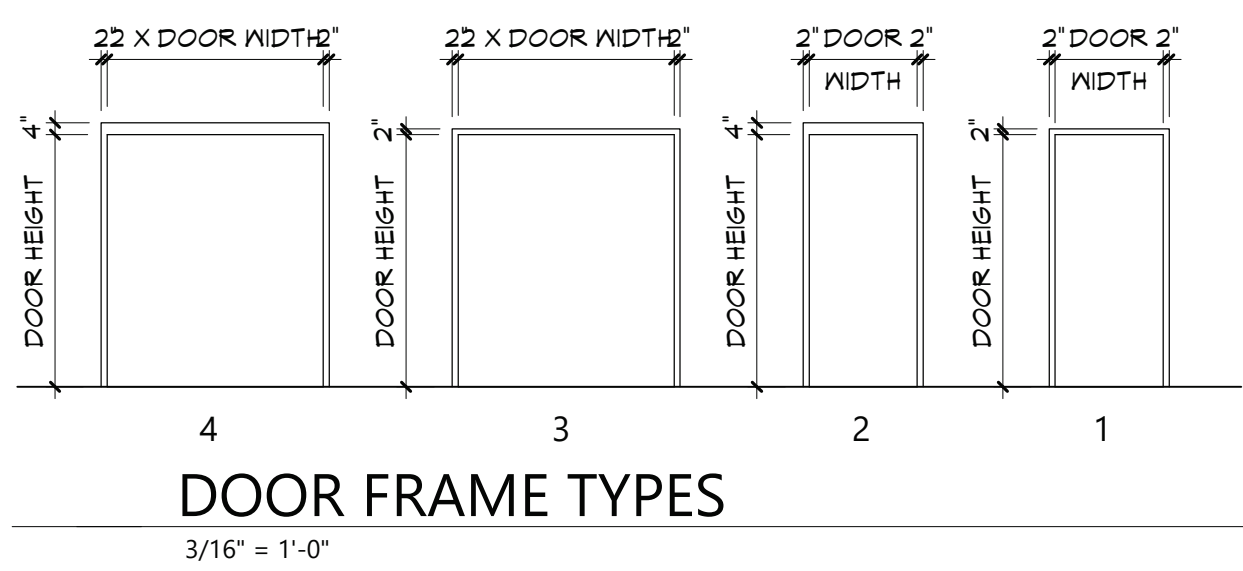
Sheet No.

MES  
A111

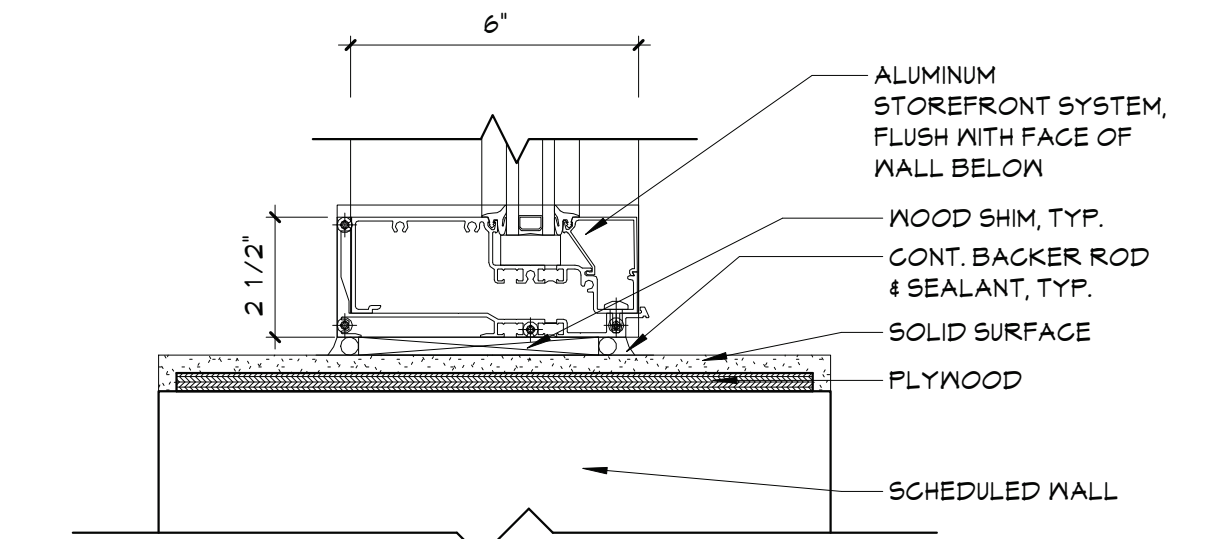
CONSTRUCTION DOCUMENTS

COPYRIGHT © ALL RIGHTS RESERVED

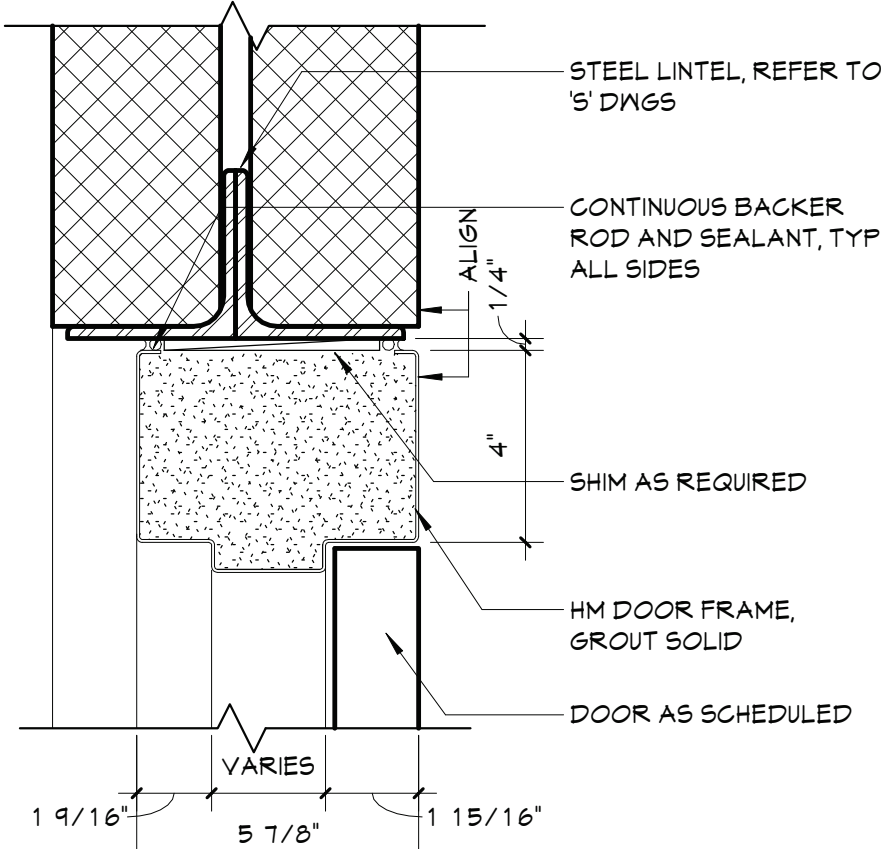




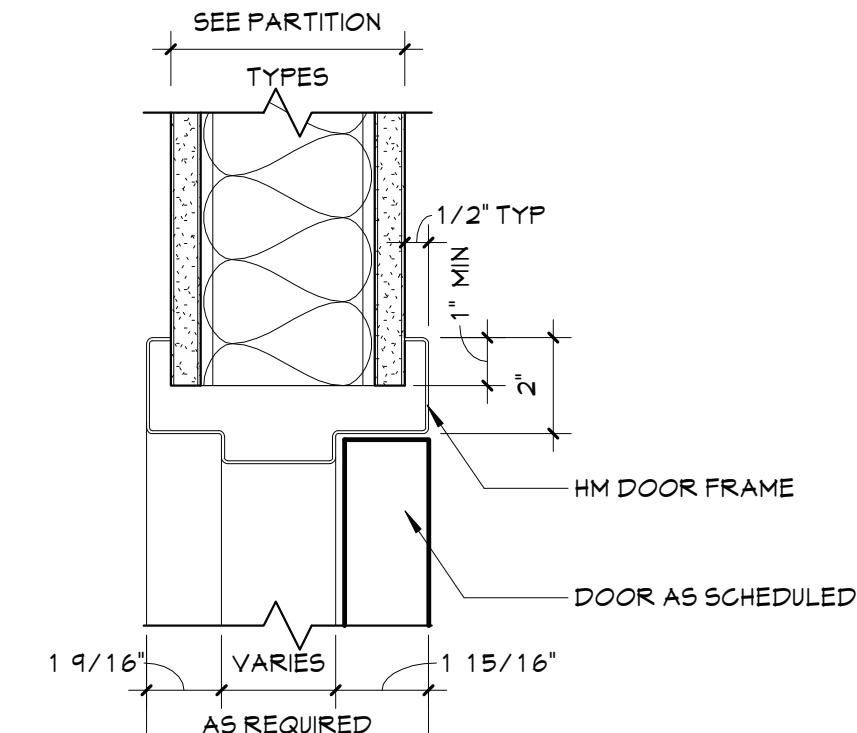
DOOR SCHEDULE														
DOOR NUMBER	QUANTITY	DOOR		WIDTH	HEIGHT	THICKNESS	TYPE	MATERIAL	FINISH	FRAME		LABEL (MIN)	GLAZING	HARDWARE
		FROM	TO							MATERIAL	FINISH			
001	PR	100	VEST			3' - 0"	7' - 0"	1 3/4"	G	RRP	FF	HM	PT	20
002	1	101	SECURITY VESTIBULE	103	MAIN OFFICE	3' - 0"	7' - 0"	1 3/4"	N	WD	FF	HM	PT	20
003	101	SECURITY VESTIBULE	X44	CORRIDOR		3' - 0"	7' - 0"	1 3/4"	DG	ALUM	ANOD	ALUM	ANOD	4
004	102	SRO	X44	CORRIDOR		3' - 0"	7' - 0"	1 3/4"	DG	ALUM	ANOD	ALUM	ANOD	4



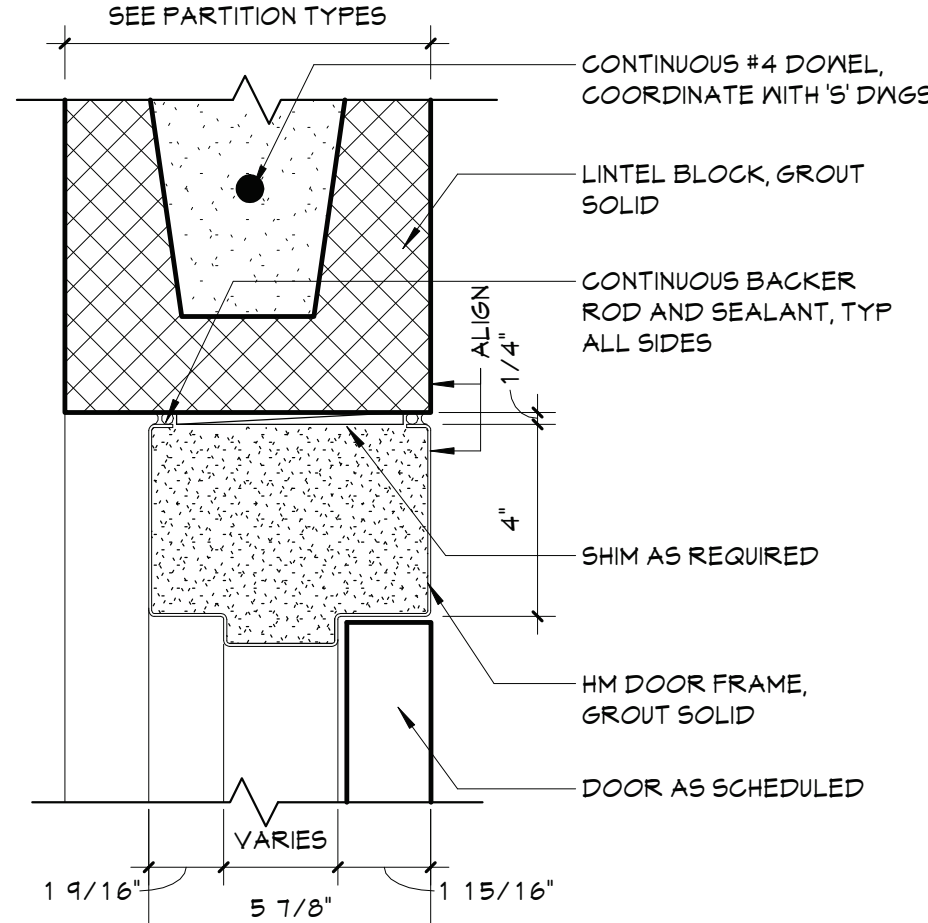
22 SILL DETAIL 2  
A901 3" = 1'-0"



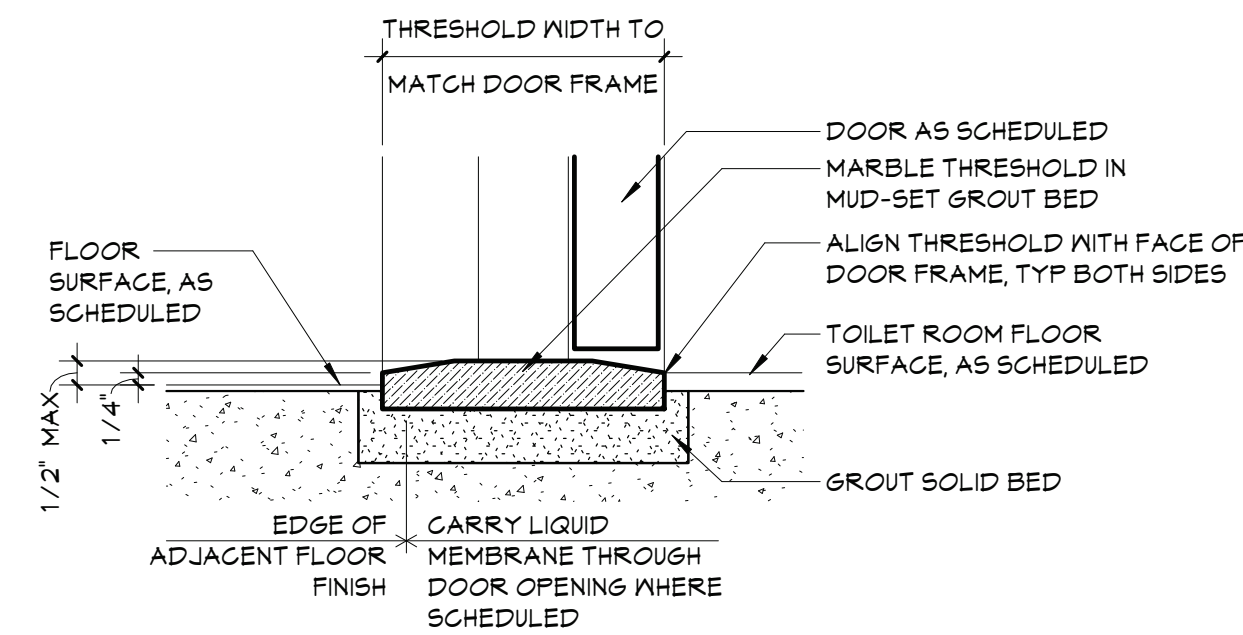
5 HEAD DETAIL  
A901 3" = 1'-0"



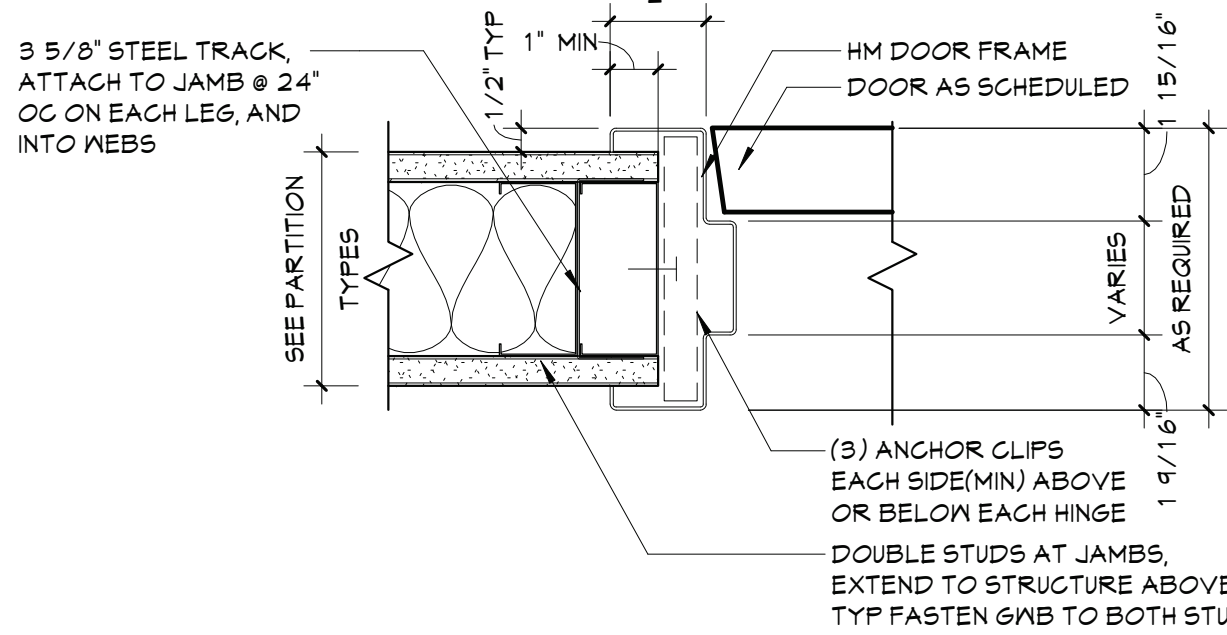
4 HEAD DETAIL  
A901 3" = 1'-0"



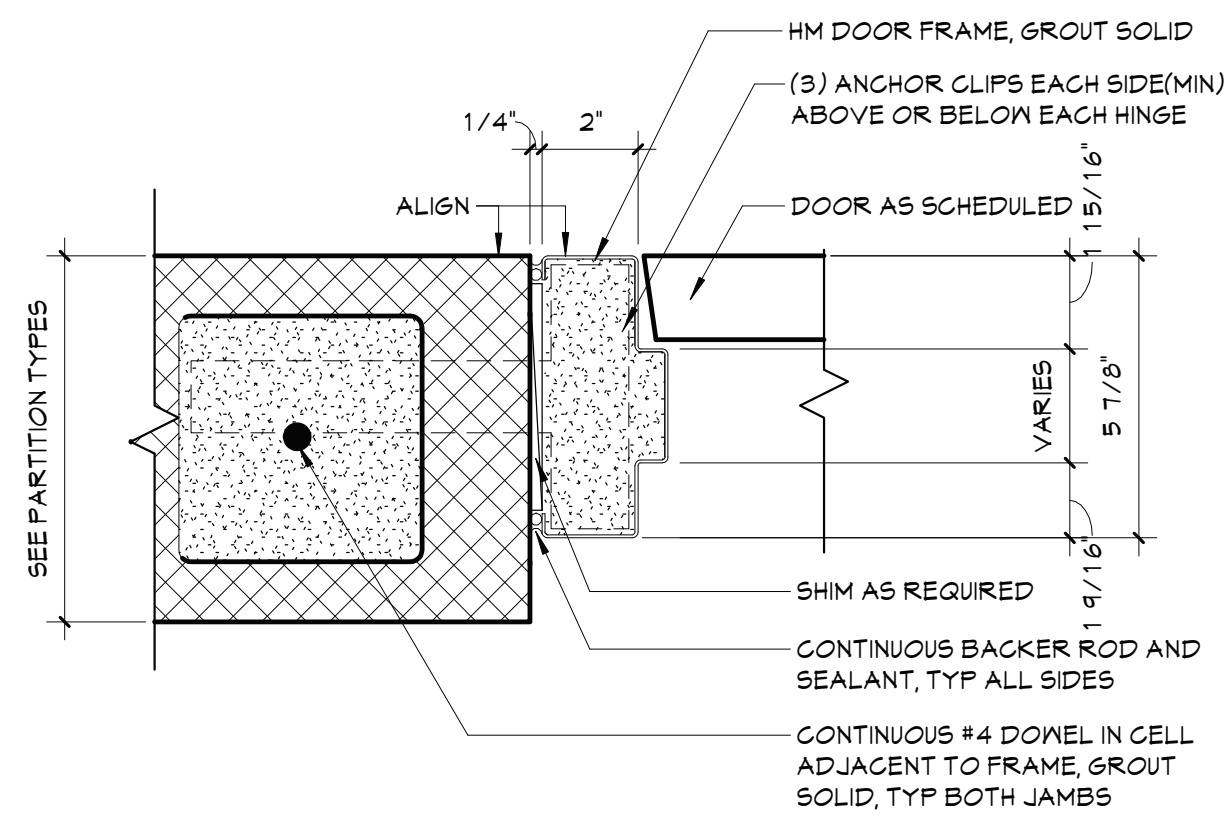
3 HEAD DETAIL  
A901 3" = 1'-0"



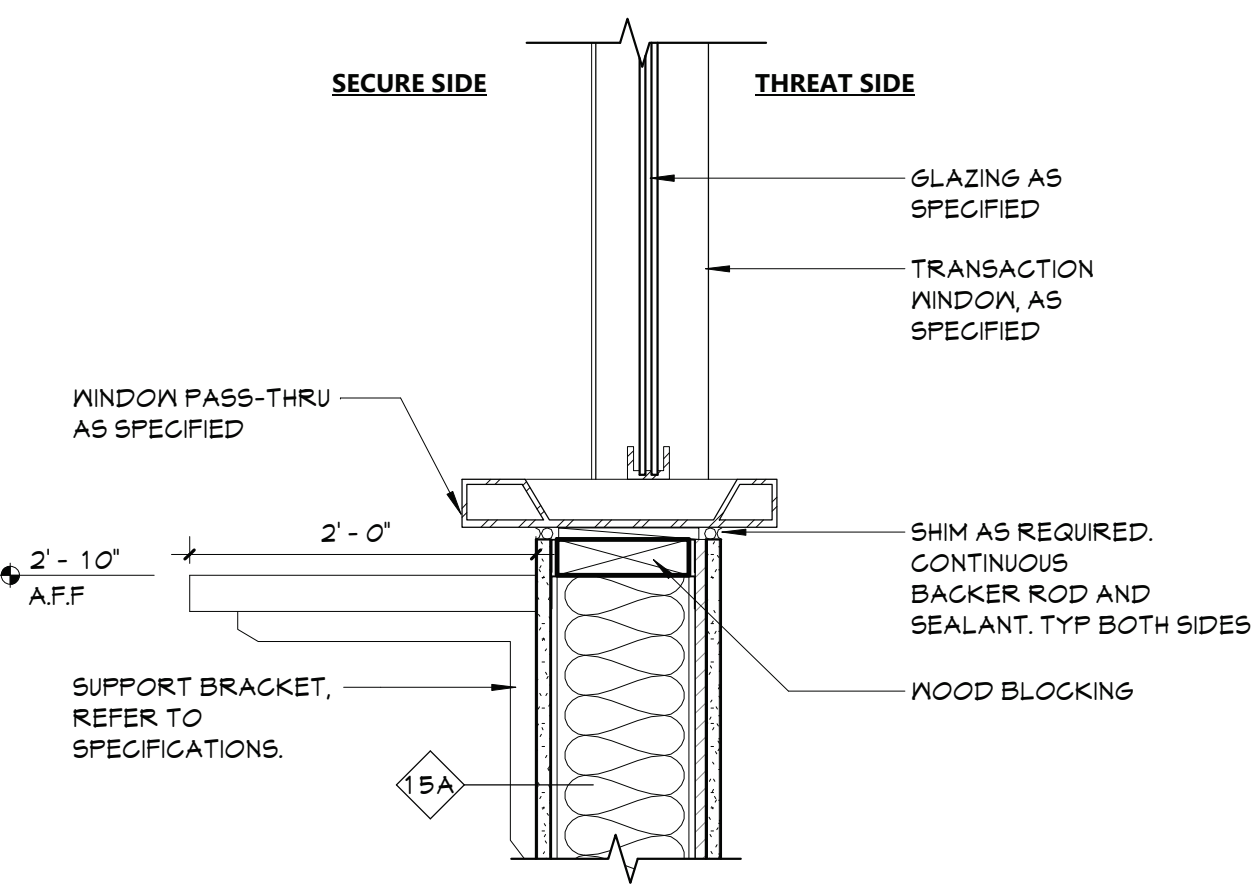
6 THRESHOLD DETAIL  
A901 3" = 1'-0"



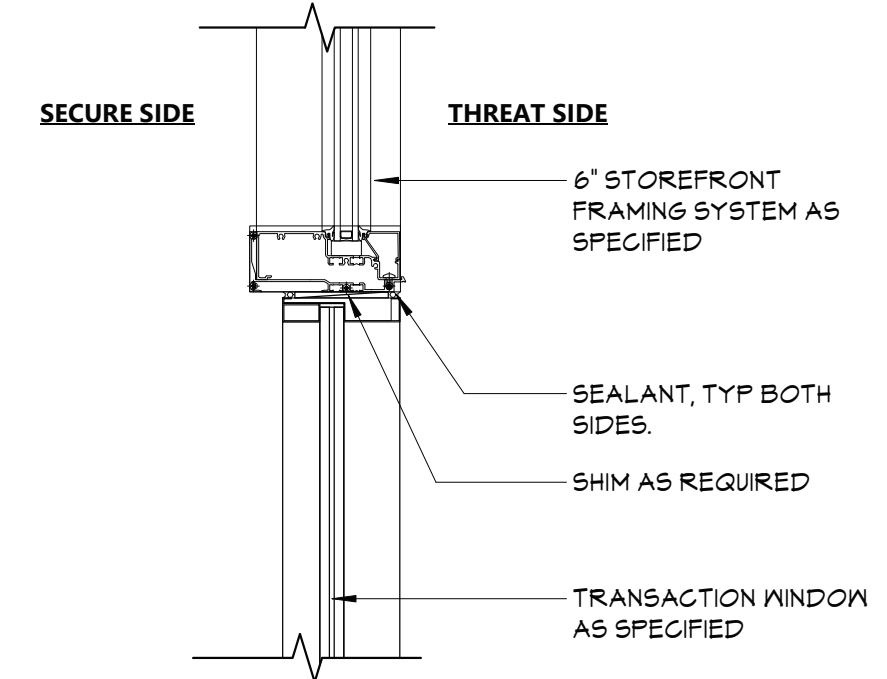
2 JAMB DETAIL  
A901 3" = 1'-0"



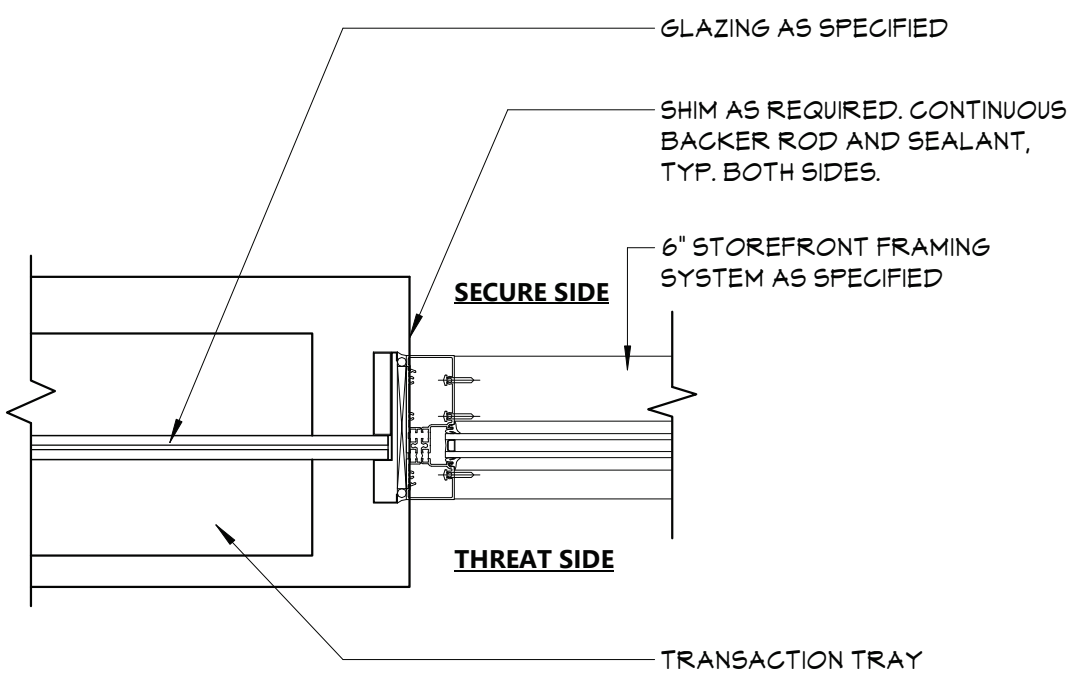
1 HEAD DETAIL  
A901 3" = 1'-0"



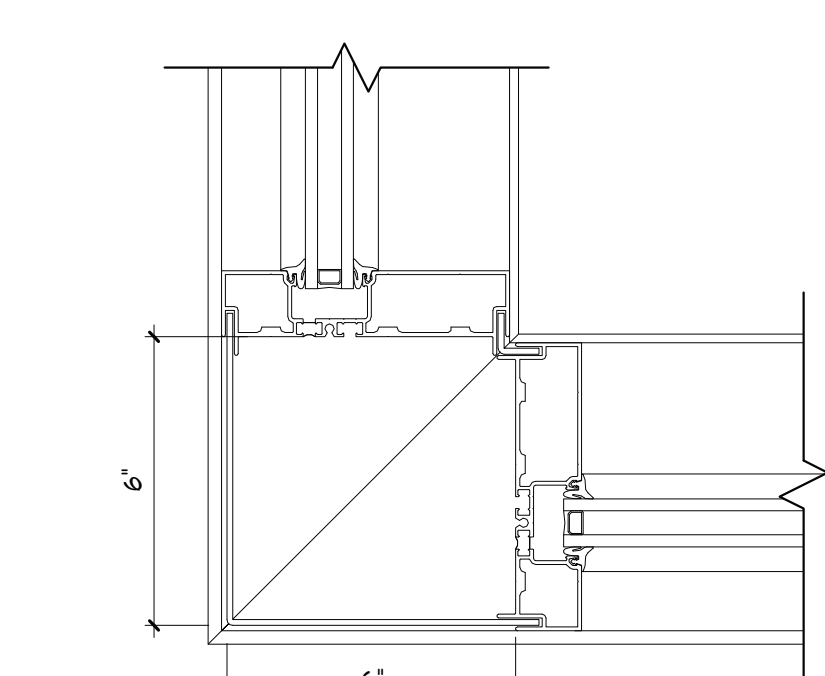
14 SILL DETAIL - SECURITY WINDOW  
A901 1 1/2" = 1'-0"



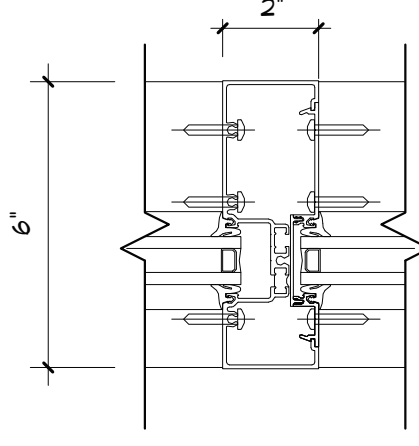
12 HEAD DETAIL - SECURITY WINDOW  
A901 1 1/2" = 1'-0"



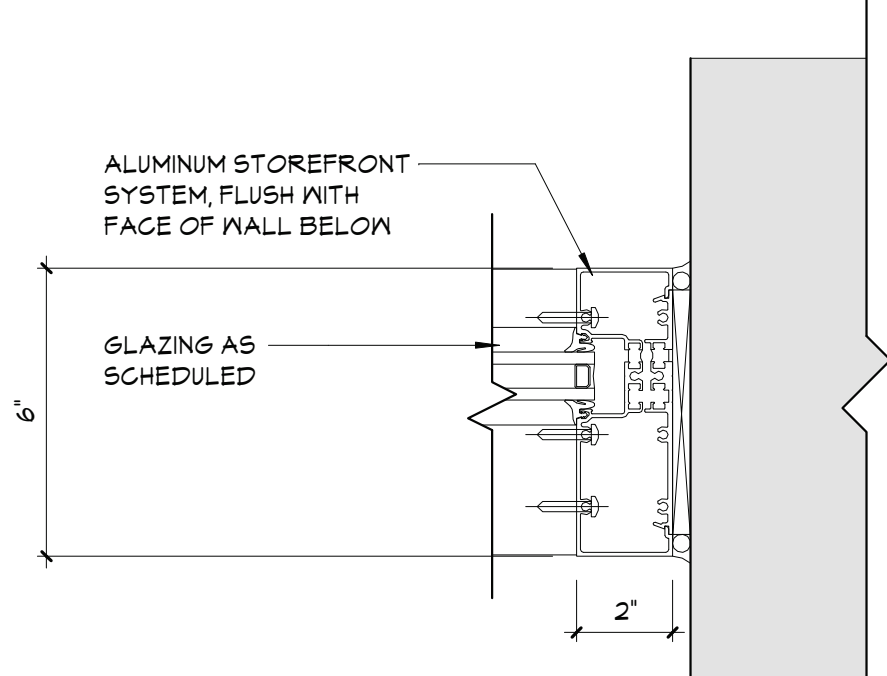
13 JAMB DETAIL - SECURITY WINDOW  
A901 1 1/2" = 1'-0"



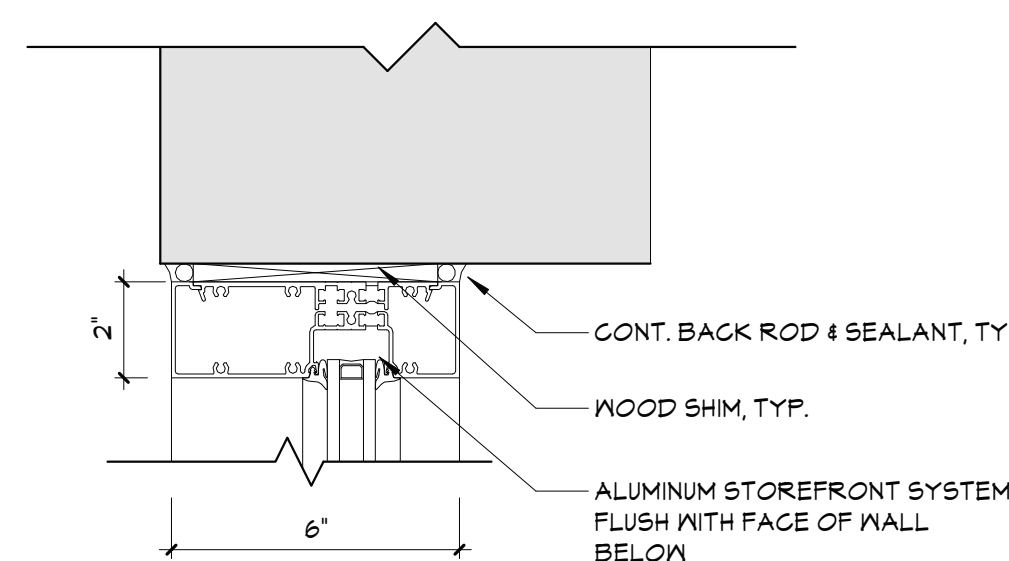
20 CORNRO MULLION DETAIL  
A901 3" = 1'-0"



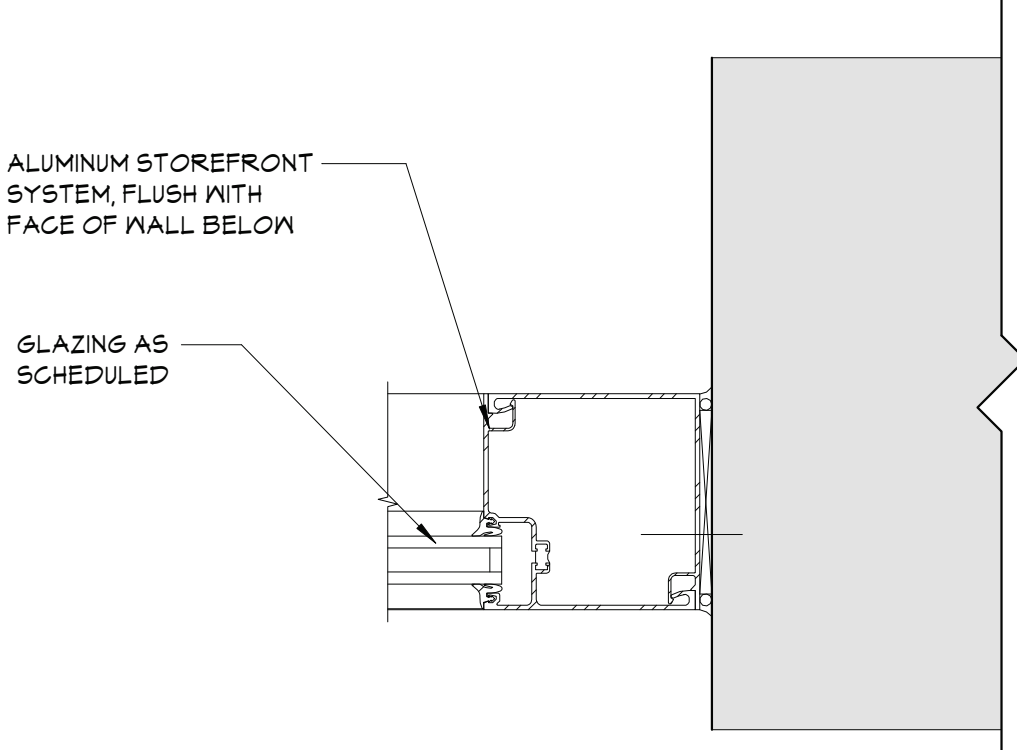
19 VERTICAL MULLION DETAIL  
A901 3" = 1'-0"



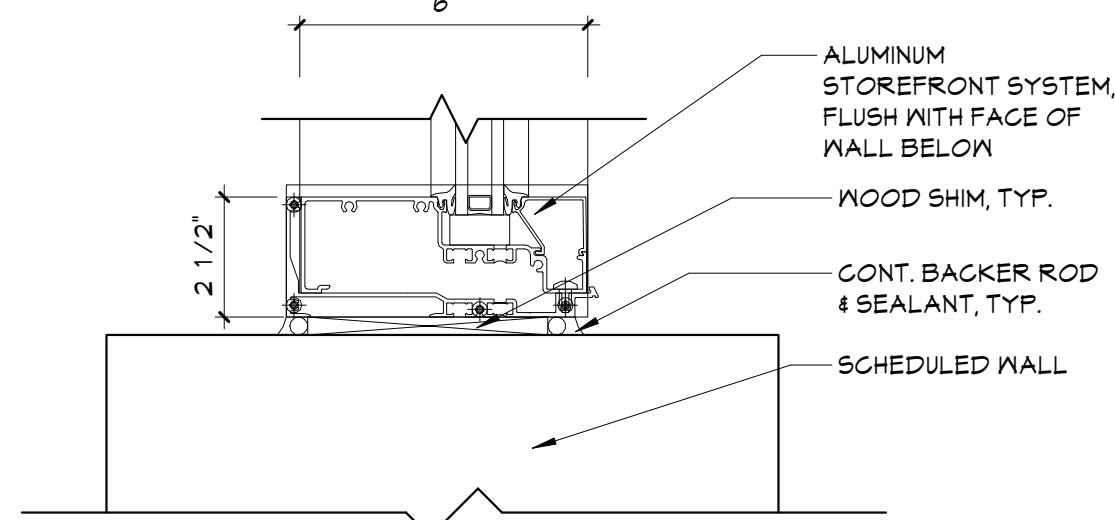
18 JAMB DETAIL  
A901 3" = 1'-0"



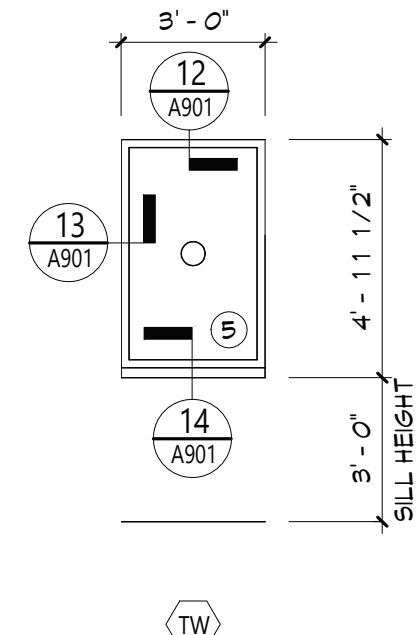
16 HEAD DETAIL  
A901 3" = 1'-0"



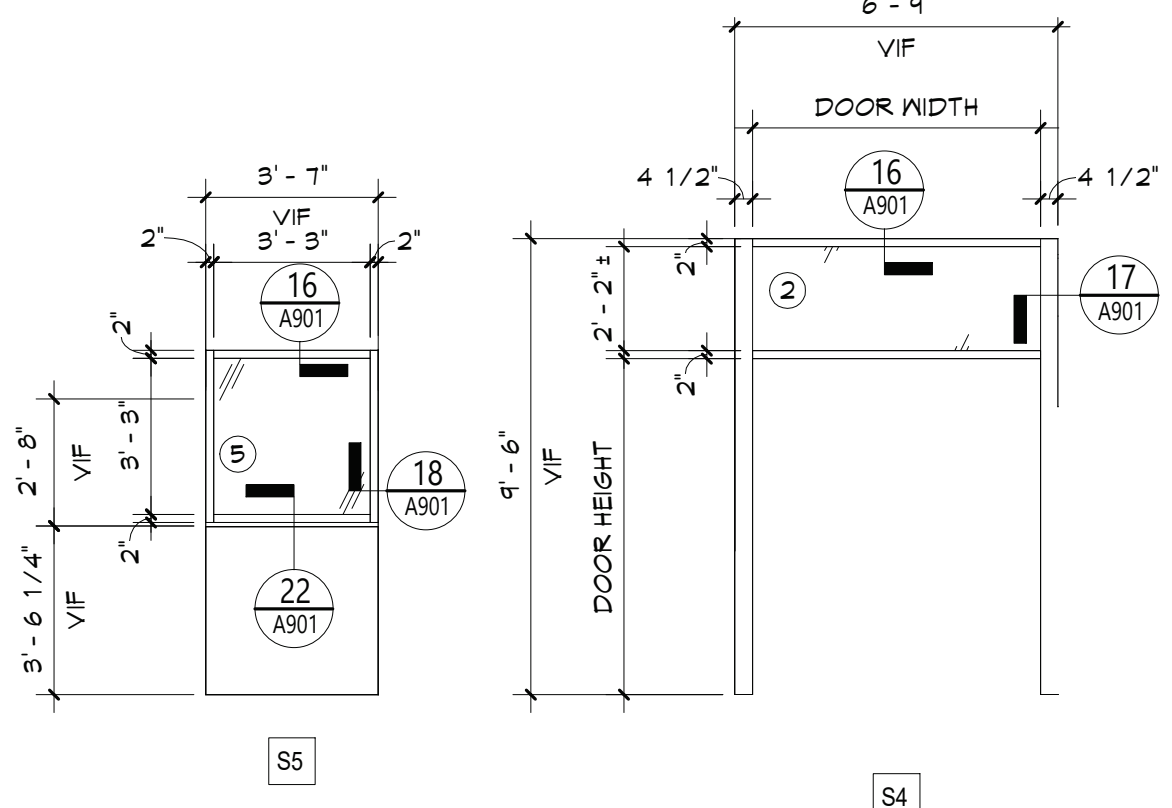
17 JAMB DETAIL  
A901 3" = 1'-0"



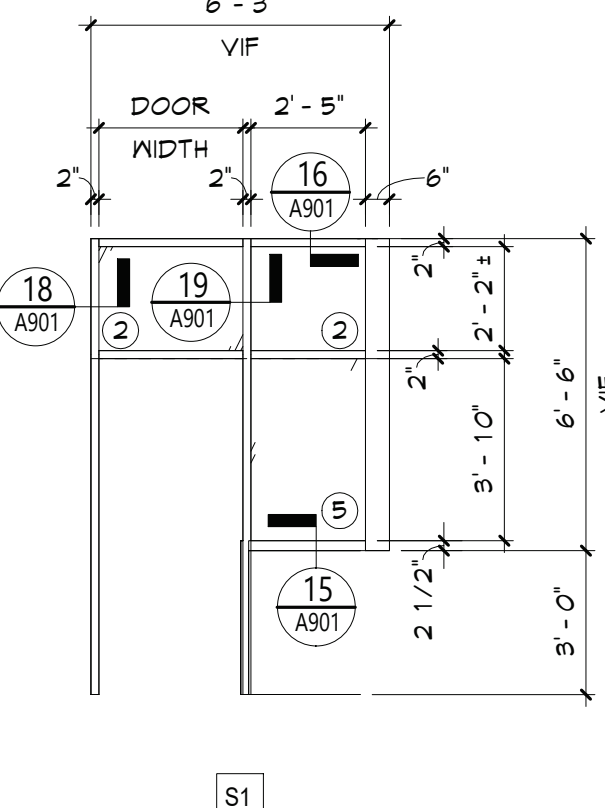
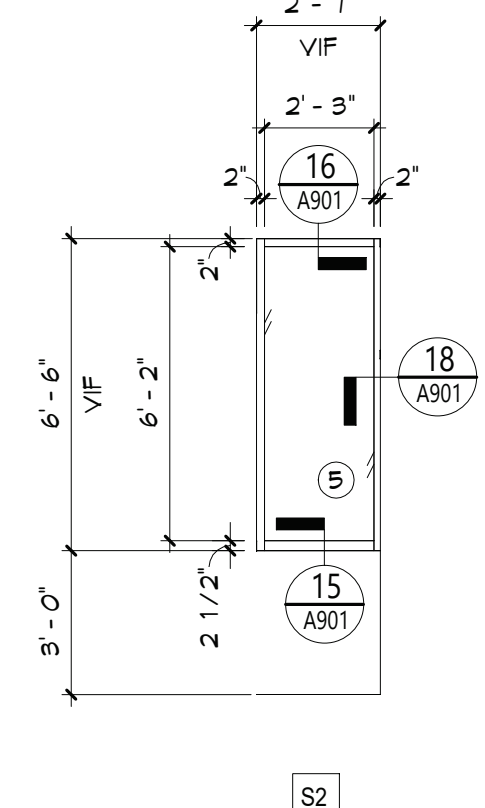
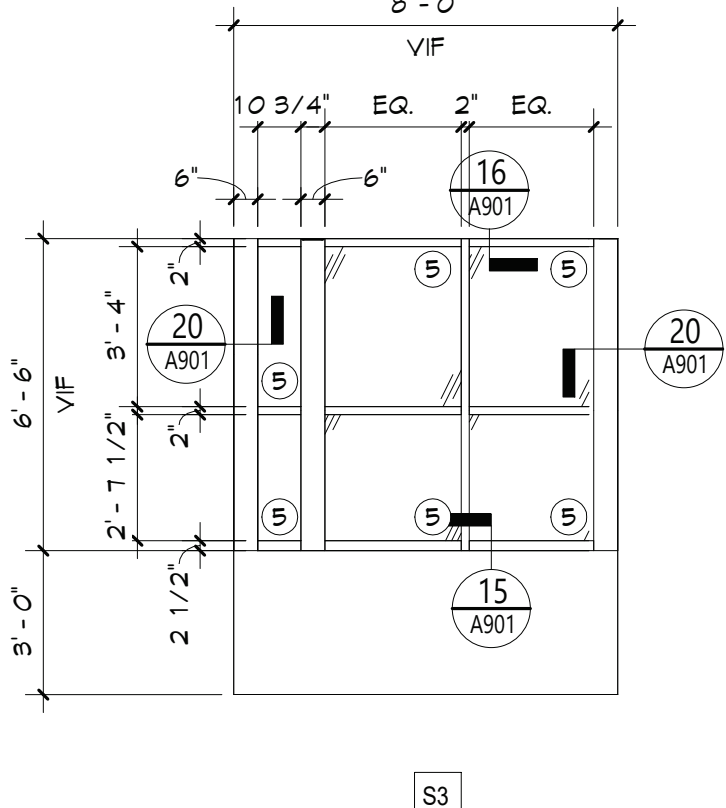
15 SILL DETAIL  
A901 3" = 1'-0"



11 TRANSITION WINDOW  
A901 1/4" = 1'-0"



7 STOREFRONT ELEVATION  
A901 1/4" = 1'-0"



## DOOR LITE, GLAZING & PANEL TYPES

- INSULATED GLAZING UNIT (IGL)
- FIRE-PROTECTION-RATED GLAZING. MATCH RATING OF OPENING EXISTING. CORRIDOR WALLS ARE PRESUMED 1-HOUR RATED, U.N.O. (FR)
- INSULATED SECURITY GLAZING UNIT (IBA)
- SECURITY GLAZING (BA)
- FIRE-PROTECTION-RATED SECURITY GLAZING. RATING BASED ON MALL OR DOOR RATING (FRBA)
- INSULATED LAMINATED/TEMPERED GLASS (EXTERIOR)
- SECURITY FILM ON INSULATED GLAZING UNIT
- LAMINATED GLASS (LM)
- SAFETY GLAZING (ISG)
- FIRE-PROTECTION RATED INSULATED GLAZING UNIT (FGGL)

## LEGEND

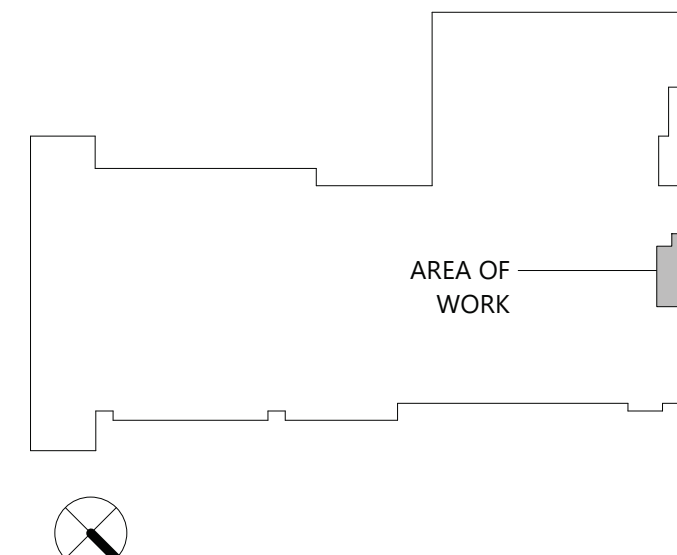
SH STOREFRONT LABEL

X WINDOW TAG

## STOREFRONT NOTES

- GLAZING SYSTEMS TO BE FIRE RATED TO MATCH FIRE RATING OF SCHEDULED DOORS. REFER TO DOOR SCHEDULE FOR FIRE RATINGS.
- STOREFRONT FRAMING SYSTEM TO BE FIRE RATED TO MATCH FIRE RATINGS OF SCHEDULED GLAZING SYSTEMS. REFER TO STOREFRONT ELEVATIONS FOR GLAZING TYPES.

## KEY PLAN





# VALLEY CENTRAL SCHOOL DISTRICT MAYBROOK ALTERNATIVE LEARNING CENTER 2023 CAPITAL PROJECT - PHASE 1

ISSUED FOR BID: 10/18/24

CSARCH - ARCHITECTS

BLAKE ENGINEERING, PLLC - M.E.P. ENGINEERS  
PASSERO ASSOCIATES - SITE/CIVIL AND STRUCTURAL ENGINEERS  
AECC ENVIRONMENTAL CONSULTING - HAZARDOUS MATERIALS DESIGNERS

STATE EDUCATION DEPARTMENT PROJECT CONTROL NUMBER:  
2023 CAPITAL PROJECT - PHASE 1 44-13-01-06-0-002-013  
THE DESIGN OF THIS PROJECT CONFORMS TO APPLICABLE PROVISIONS OF THE NEW YORK STATE UNIFORM FIRE PREVENTION AND BUILDING CODE, THE NEW YORK STATE ENERGY CONSERVATION CONSTRUCTION CODE, AND THE MANUAL OF PLANNING STANDARDS OF THE NEW YORK STATE EDUCATION DEPARTMENT.

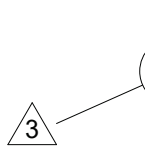
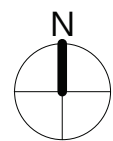
CSArch PROJECT NO. 187-2302.01



Maybrook Alternative Learning Center  
141 Union St.  
Montgomery, NY 12549

VICINITY MAP

NTS



DRAWING LIST	
<b>GENERAL DRAWINGS</b>	
MAY G000	COVER & SHEET INDEX
MAY G001	SYMBOLS, ABBREVIATIONS, MISC. AND PARTITION TYPES
MAY G111	OVERALL FLOOR PLAN - FIRST FLOOR
<b>LIFE SAFETY DRAWINGS</b>	
MAY LS111	LIFE SAFETY PLAN - FIRST FLOOR
MAY LS112	SMOKE ZONE PLANS
<b>HAZARDOUS MATERIALS DRAWINGS</b>	
MAY AA100	ASBESTOS ABATEMENT FIRST FLOOR AREA A
<b>ARCHITECTURAL DEMOLITION DRAWINGS</b>	
MAY AD121	ENLARGED REMOVAL PLAN - FIRST FLOOR - AREA A
MAY AD821	REFLECTED CEILING REMOVAL PLAN - FIRST FLOOR - AREA A
<b>ARCHITECTURAL DRAWINGS</b>	
MAY A121	ENLARGED FLOOR PLAN - FIRST FLOOR - AREA A
MAY A821	REFLECTED CEILING PLAN - FIRST FLOOR - AREA A
MAY A901	DOOR & WINDOW DETAILS
<b>ARCHITECTURAL FINISH DRAWINGS</b>	
MAY AF001	SIGNAGE TYPES AND SCHEDULE
MAY AF121	MATERIAL SCHEDULE & FINISH FLOOR PLAN - AREA A
<b>FURNITURE DRAWINGS</b>	
MAY FE121	PARTIAL FLOOR FURNITURE PLAN - FIRST FLOOR - AREA A
<b>MECHANICAL GENERAL DRAWINGS</b>	
MAY M001	MECHANICAL NOTES, LEGENDS, SCHEDULES & DETAILS
<b>MECHANICAL DEMOLITION DRAWINGS</b>	
MAY MD111	MECHANICAL DEMOLITION PLAN
<b>MECHANICAL DRAWINGS</b>	
MAY M111	MECHANICAL PLAN
<b>ELECTRICAL GENERAL DRAWINGS</b>	
MAY E001	ELECTRICAL NOTES, LEGENDS, SCHEDULES & DETAILS
<b>ELECTRICAL DEMOLITION DRAWINGS</b>	
MAY ED111	ELECTRICAL DEMOLITION PLAN
<b>ELECTRICAL DRAWINGS</b>	
MAY E111	ELECTRICAL PLAN

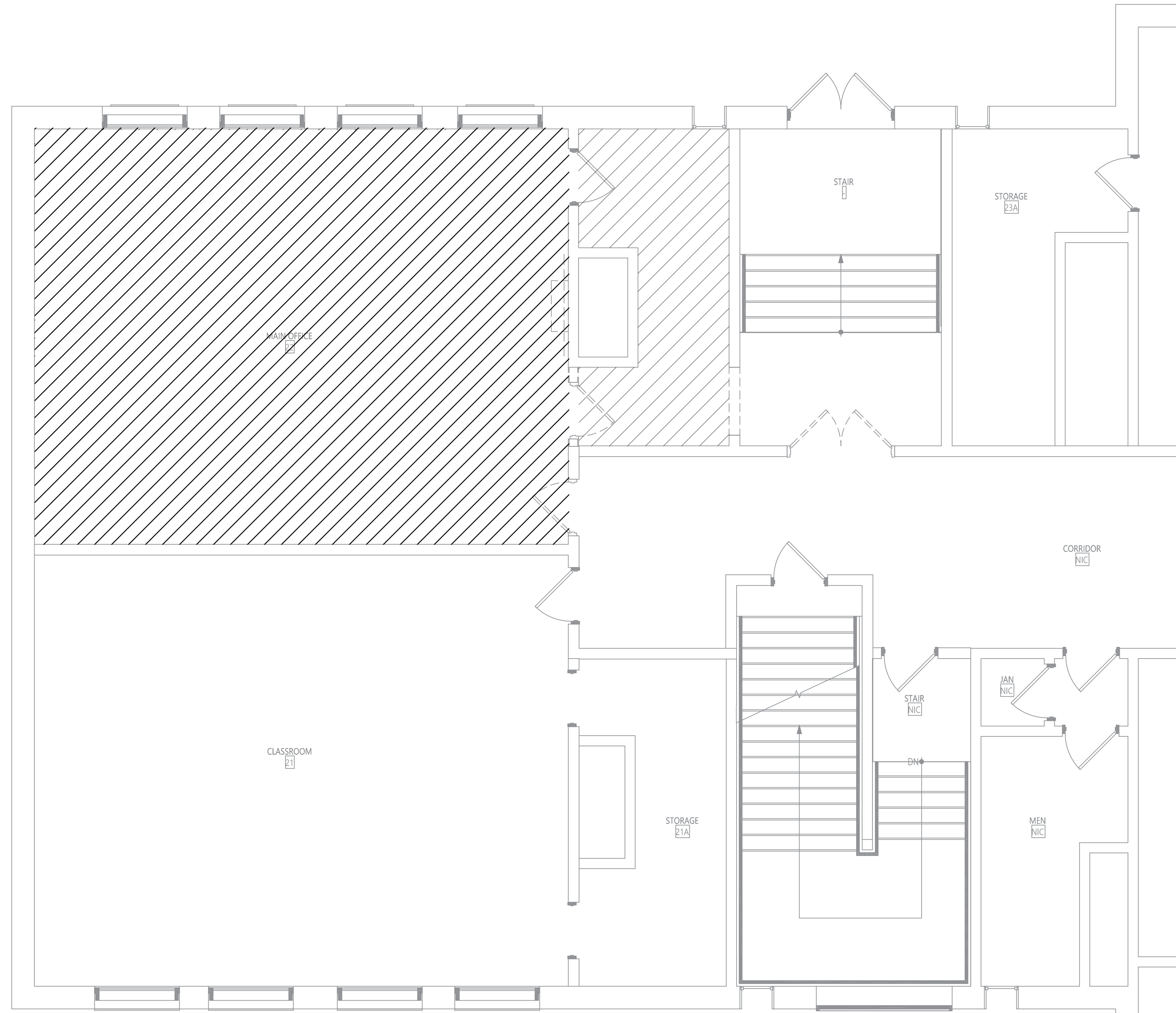


EXPIRATION DATE: 02/28/2025



1. CONTRACTOR TO PROTECT THEIR EMPLOYEES WITH ADEQUATE PERSONAL PROTECTIVE EQUIPMENT AT ALL TIMES, WHEN PERFORMING WORK ON THIS PROJECT.
2. DISTRICT TO PROVIDE A WATER SUPPLY AND AN ELECTRICAL POWER SOURCE ON THIS PROJECT TO CONDUCT WORK. ACTIVITIES. CONTRACTOR TO PROVIDE ALL PERSONNEL WITH PROPER WATER POWER AND TO ENSURE THAT ALL TEMPORARY WATER/POWER SOURCES ARE PROPERLY INSTALLED BY A LICENSED PLUMBER/ELECTRICIAN.
3. CONTRACTOR'S EMPLOYEES SHALL WEAR PROTECTIVE SUITS AND HALF-FACE RESPIRATORS (AT A MINIMUM) AT ALL TIMES, REGARDLESS OF ANY NEGATIVE EXPOSURE ASSESSMENT REPORTS / DATA.

- CONTRACTOR SHALL OBSERVE ALL FEDERAL, STATE, AND LOCAL REGULATIONS GOVERNING ASBESTOS ABATEMENT.
2. ASBESTOS ABATEMENT PROCEDURES SHALL BE CONDUCTED IN A MANNER CONSISTENT WITH PROJECT SPECIFICATION 028213.
3. THE SCOPE OF ABATEMENT WORK INVOLVES THE REMOVAL OF ASBESTOS-CONTAINING MATERIALS FROM THE AREAS INDICATED ON THE AA SERIES DRAWINGS.
4. THE CONTRACTOR ASSUMES THE RESPONSIBILITY FOR THE MEANS AND METHODS UTILIZED TO COMPLETE THE PROJECT IN A TIMELY, PROFESSIONAL, LEGAL, AND SAFE MANNER.
5. THE CONTRACTOR ACKNOWLEDGES THAT THE PROVIDED DRAWINGS MAY NOT BE TO SCALE. IT IS THE RESPONSIBILITY OF THE CONTRACTOR TO CONDUCT A PRE-BID WALKTHROUGH AND SATISFY THEMSELVES OF THE QUANTITIES OF ASBESTOS-CONTAINING MATERIALS, FRESHLY ASBESTOS-CONTAINING MATERIALS, AND THAT THEY SHALL BE CONTRACTUALLY OBLIGATED TO HANDLE AND DISPOSE OF ON THIS PROJECT.
6. DECONTAMINATION ENCLOSURES SHALL BE CONSTRUCTED IN ACCORDANCE WITH THE REQUIREMENTS OF NYSOCD ICR 56. THE LOCATIONS OF THESE ENCLOSURES, STAGING AREAS, WASTE DUMPSTERS / TRAILERS / VEHICLES, POWER AND WATER SOURCES SHALL BE IDENTIFIED TO DISTRICT REPRESENTATIVES AND THE PROJECT DESIGNER SEVENTY-TWO (12) HOURS PRIOR TO THE COMMENCEMENT OF ANY ACTIVITIES ON-SITE. THE CONTRACTOR ACCEPTS THAT THE DISTRICT REPRESENTATIVE AND THE PROJECT DESIGNER MAY MODIFY THIS PLAN FOR ANY REASON DEEMED NECESSARY. THE CONTRACTOR MAY NOT PROCEED WITH ABATEMENT ACTIVITIES UNTIL THEY HAVE THE APPROVAL OF DISTRICT REPRESENTATIVES AND THE PROJECT DESIGNER.
7. THE DISTRICT (OR THEIR DESIGNATED PERSONNEL) SHALL BE RESPONSIBLE FOR HIRING THE PROJECT MONITORING FIRM ON THIS PROJECT. THE CONTRACTOR SHALL RECOGNIZE THE SELECTED FIRM'S PERSONNEL AS THE BUILDING OWNER REPRESENTATIVE. THE CONTRACTOR SHALL BE RESPONSIBLE FOR THE COLLECTION OF PERSONAL AIR SAMPLES FOR THEIR EMPLOYEES DURING THIS PROJECT.
8. CONTRACTOR SHALL COORDINATE AND SCHEDULE ALL WORK WITH DISTRICT REPRESENTATIVES AND THE MONITORING FIRM.

AA100  $1/4^* = 1'-0^*$ 

19 Front St. • Newburgh • New York 12550-7601  
845-561-3179 [www.csarchpc.com](http://www.csarchpc.com)

burgh • New York 12550-7601  
www.csarchpc.com



VALLEY CENTRAL SCHOOL DISTRICT  
MAYBROOK ELEMENTARY SCHOOL  
2023 CAPITAL PROJECT - PHASE 1

Project Title

A	DATE	DESCRIPTION
<b>Drawn By:</b>		WF
<b>Checked By:</b>		BB
<b>Proj. #:</b>		44-13-01-06-0-015-033
<b>C/S Arch Proj. #:</b>		187-2302.01
<b>Issued for Bid:</b>		10/18/24

Sheet Title

ASBESTOS  
ABATEMENT  
FIRST FLOOR  
AREA A

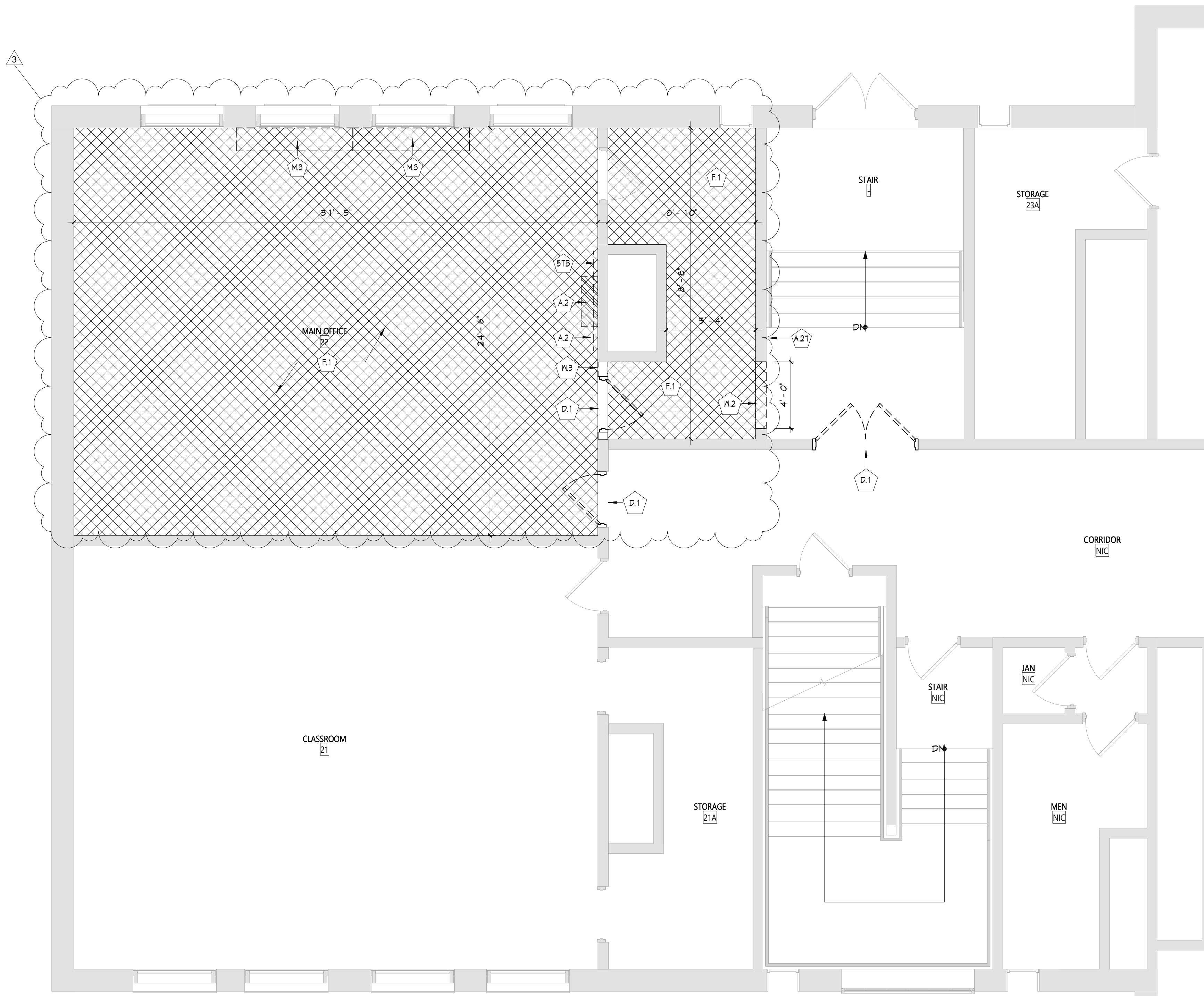
Sheet No. MAY  
AA100

CONSTRUCTION DOCUMENTS

ASBESTOS-CONTAINING FLOOR TILE TO BE REMOVED (APPROX. 810 SF)



C:\Users\dmiller\Documents\187-2302.01 VCSD MAY\_MAY\_dmliller03.rvt



**1** AREA A - PARTIAL FIRST FLOOR REMOVAL PLAN  
AD121 1/4" = 1'-0"

GENERAL NOTES	
1.	COORDINATE ALL REMOVALS WITH NEW CONSTRUCTION.
2.	PATCH AND REPLACE EXISTING AND NEWLY CREATED HOLES IN WALLS (DUE TO REMOVAL) WITH MATERIALS TO MATCH EXISTING CONSTRUCTION.
3.	SALVAGED ITEMS SHALL BE TURNED OVER TO OWNER, UNO.
4.	ALL KEYED REMOVALS SHALL INCLUDE REMOVAL OF ANY AND ALL ANCHORING SYSTEMS INCLUDING OBJECTS EMBEDDED INTO EXISTING WALLS.
5.	REFER TO ASBESTOS AND MEP DRAWINGS FOR ADDITIONAL REMOVAL INFORMATION.
6.	PROVIDE TEMPORARY SHORING AS NECESSARY AT ALL AREAS OF WALL REMOVAL AND NEW WALL PENETRATIONS.
7.	DRILL CORNERS OF ALL NEW SAWCUT OPENING PRIOR TO SAWCUTTING, TO PREVENT CUTTING INTO SCHEDULED CONSTRUCTION TO REMAIN.

DEMOLITION KEYNOTES	
#	Description
A.2	REMOVE CASEWORK IN ITS ENTIRETY, INCLUDING ALL ELOGGING, FASTENERS, AND BASE TRIM. REFER TO MEP DRAWINGS FOR ADDITIONAL REMOVALS.
A.2.1	EXISTING PLAQUES TO BE CAREFULLY REMOVED AND STORED FOR FUTURE INSTALLATION.
D.1	REMOVE DOOR, HARDWARE, AND FRAME IN ITS ENTIRETY.
F.1	REMOVE FLOOR FINISH INCLUDING ALL PADDING, ADHESIVES AND WALL BASE TO SLAB BELOW.
M.3	MECHANICAL UNIT, REFER TO MECHANICAL DRAWINGS FOR ADDITIONAL INFORMATION.
M.2	SAWCUT AND REMOVE MASONRY WALL FOR EXTENT SHOWN, COORDINATE REMOVAL WITH NEW WORK.
M.3	REMOVE STUD PARTITION IN ITS ENTIRETY.

KEY PLAN	
	AREA OF WORK
COPYRIGHT © ALL RIGHTS RESERVED	

19 Front St., Newburgh, New York 12550-7601  
845.561.3379 www.csarch.com

Consultant

VALLEY CENTRAL SCHOOL DISTRICT  
MAYBROOK ALTERNATIVE LEARNING CENTER  
2023 CAPITAL PROJECT - PHASE 1

Project Title

EXPIRATION DATE: 02/28/2025

NO.	DATE	BID ADDENDUM #1	DESCRIPTION
1	11/16/24		
2			
3			
4			
5			

Drawn By:	Author:
Checked By:	Checker:
Proj. #:	44-13-01-86-0-002-013
CSArch Proj. #:	187-2302.01
Issued for Bid:	10/18/24

Sheet Title

ENLARGED  
REMOVAL  
PLAN - FIRST  
FLOOR - AREA  
A

Sheet No.

MAY  
AD121

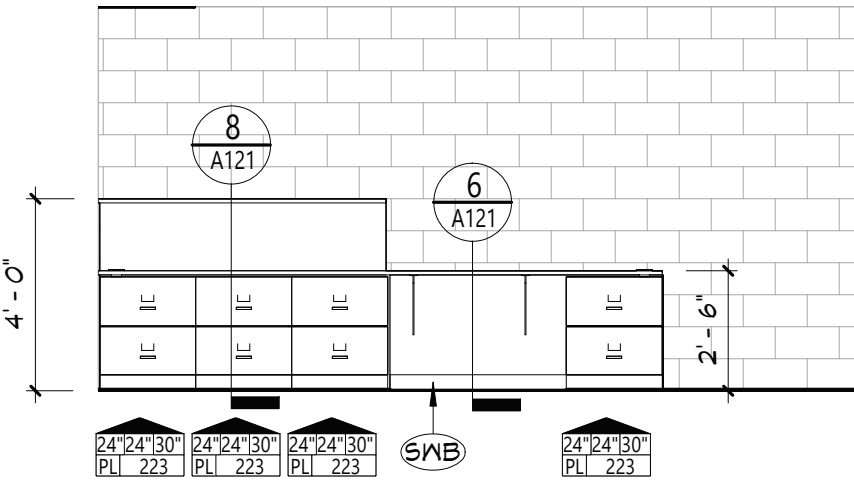
CONSTRUCTION DOCUMENTS



C:\Users\jmliller\Documents\187-230201 VCSO MAY.dmliller303.vrt

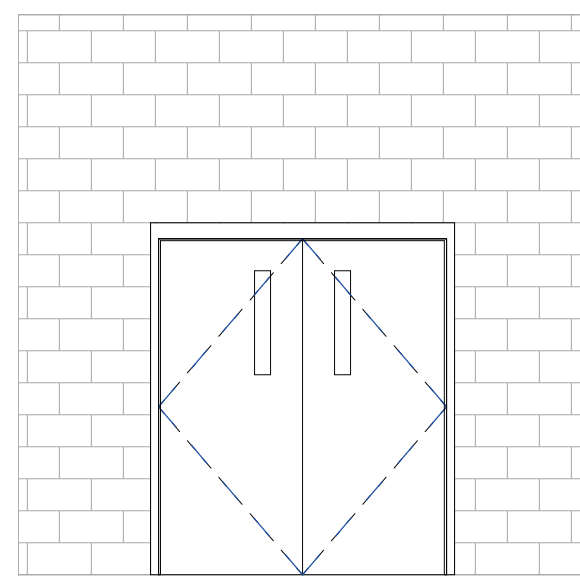
#### 4 MAIN OFFICE 22 ELEVATION - SOUTH

A121 1/4" = 1'-0"



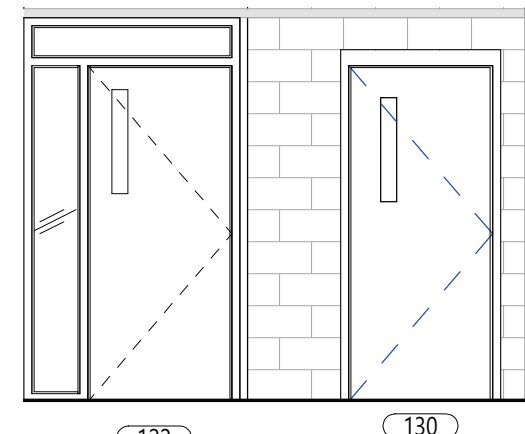
#### 3 INT. ELEV. - SOUTH

A121 1/4" = 1'-0"



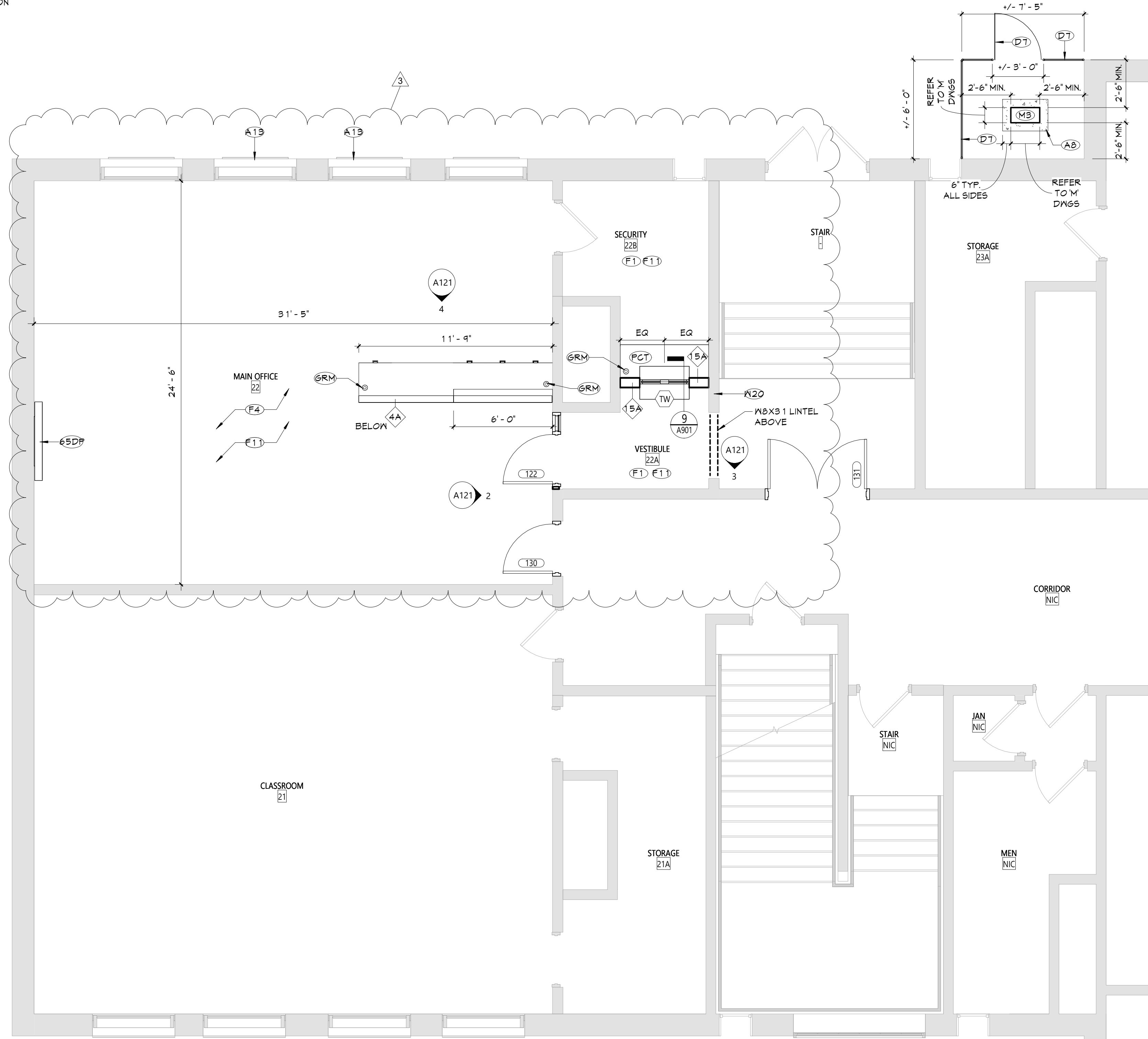
#### 2 INT. ELEV. - EAST

A121 1/4" = 1'-0"



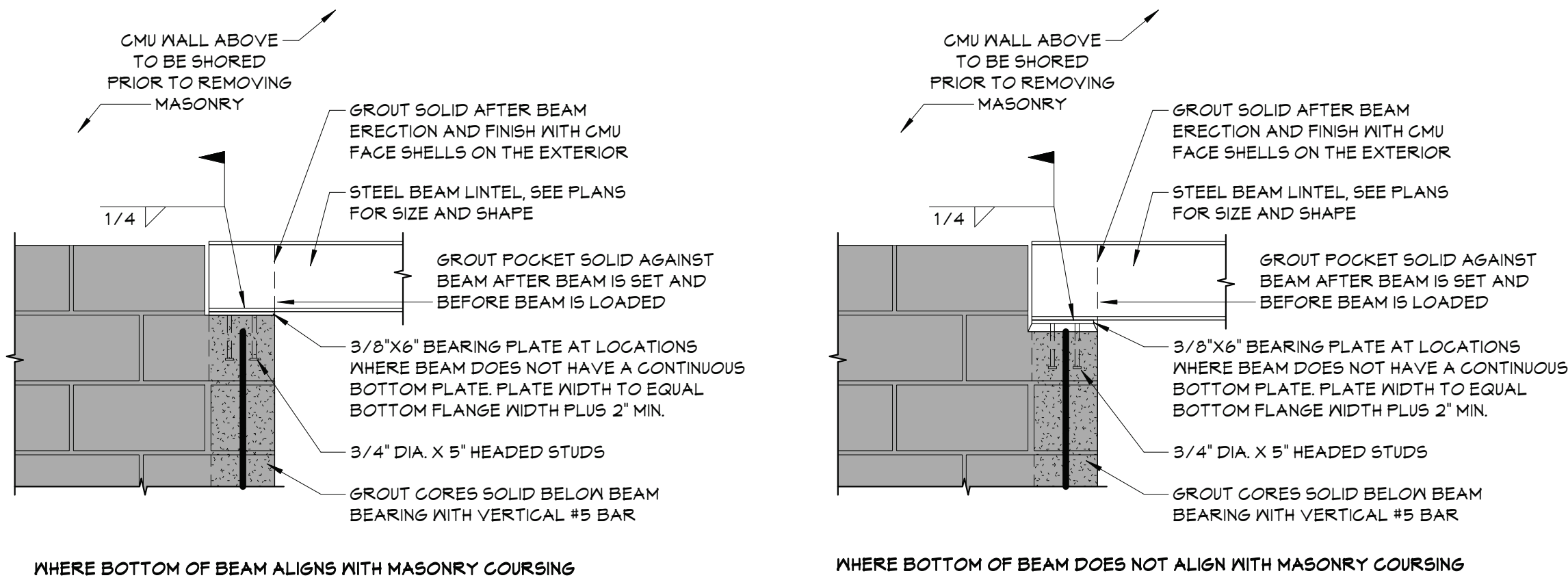
#### 1 AREA A - PARTIAL FIRST FLOOR PLAN

A121 1/4" = 1'-0"



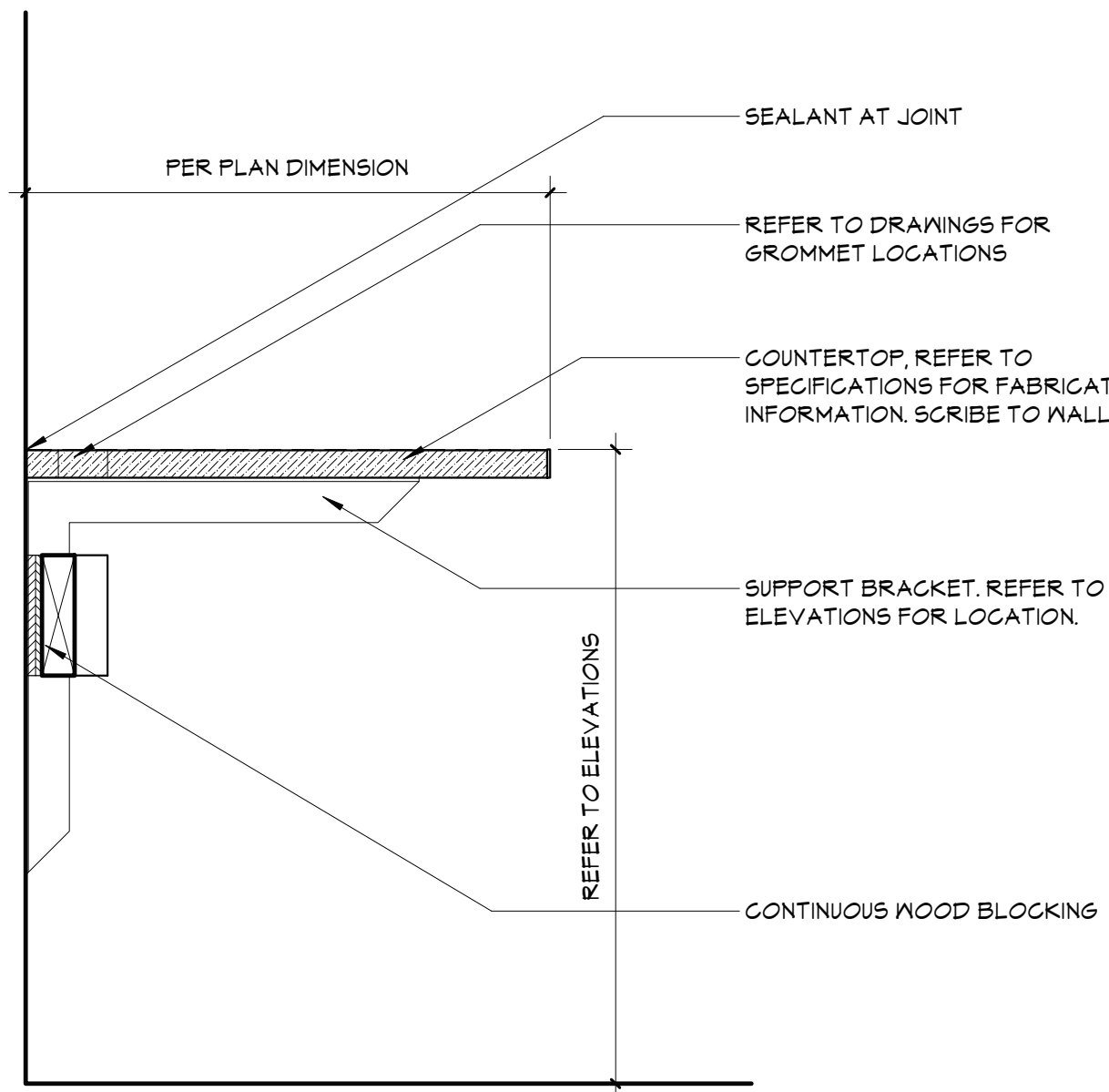
#### 5 STEEL BEAM LINTEL DETAILS

A121 3/4" = 1'-0"



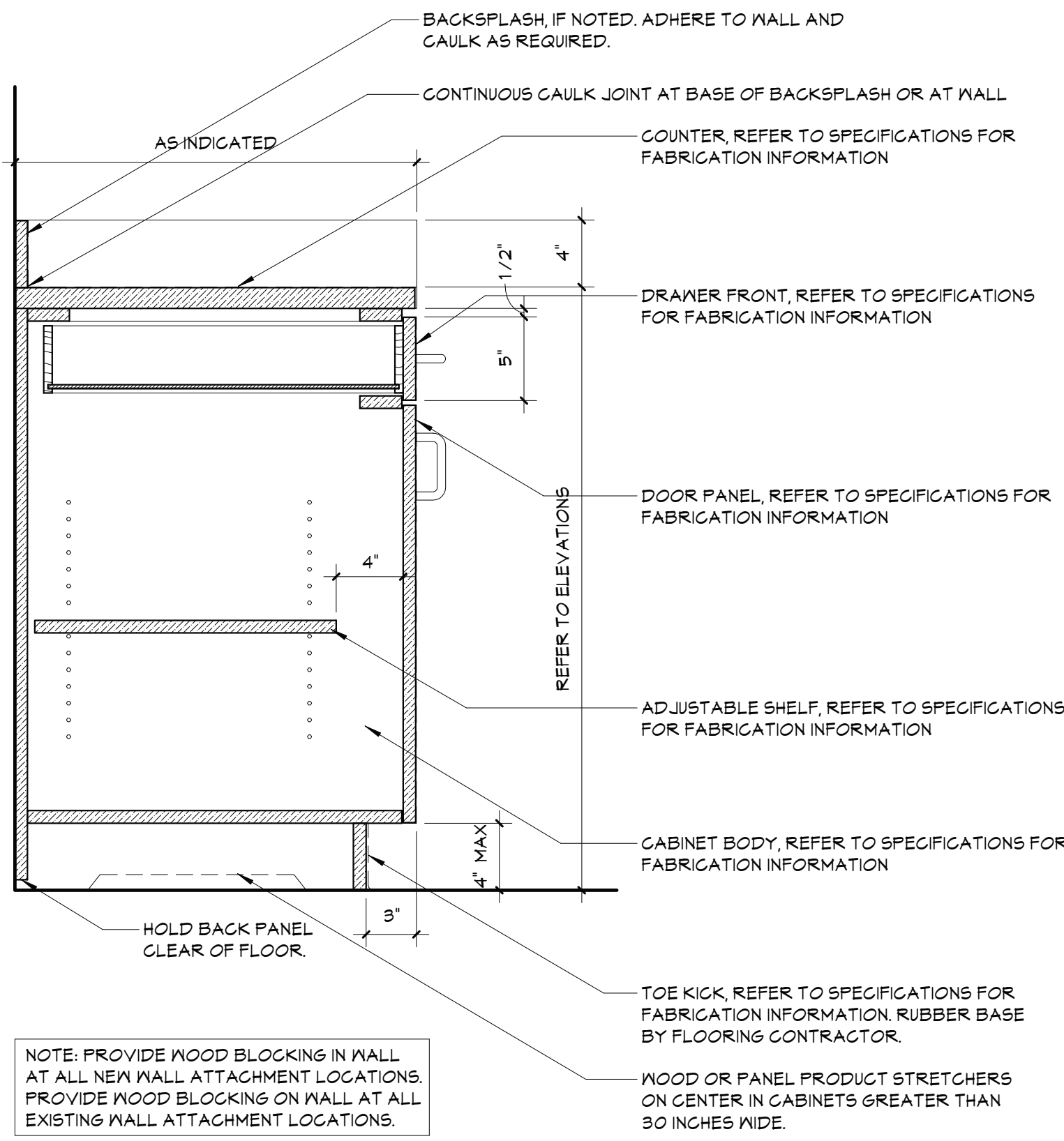
#### 6 COUNTER DETAIL

A121 1 1/2" = 1'-0"



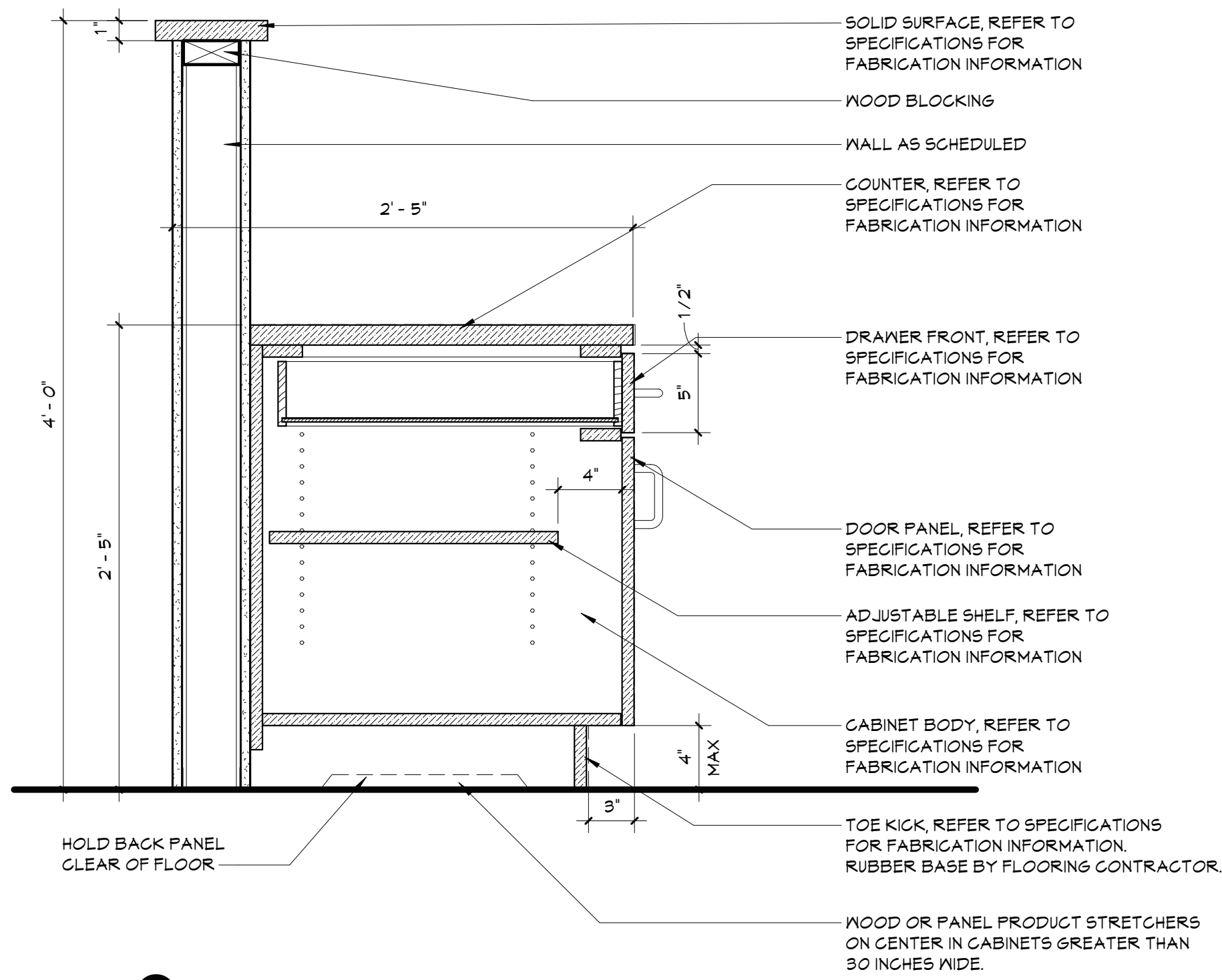
#### 7 CASEWORK DETAIL

A121 1 1/2" = 1'-0"



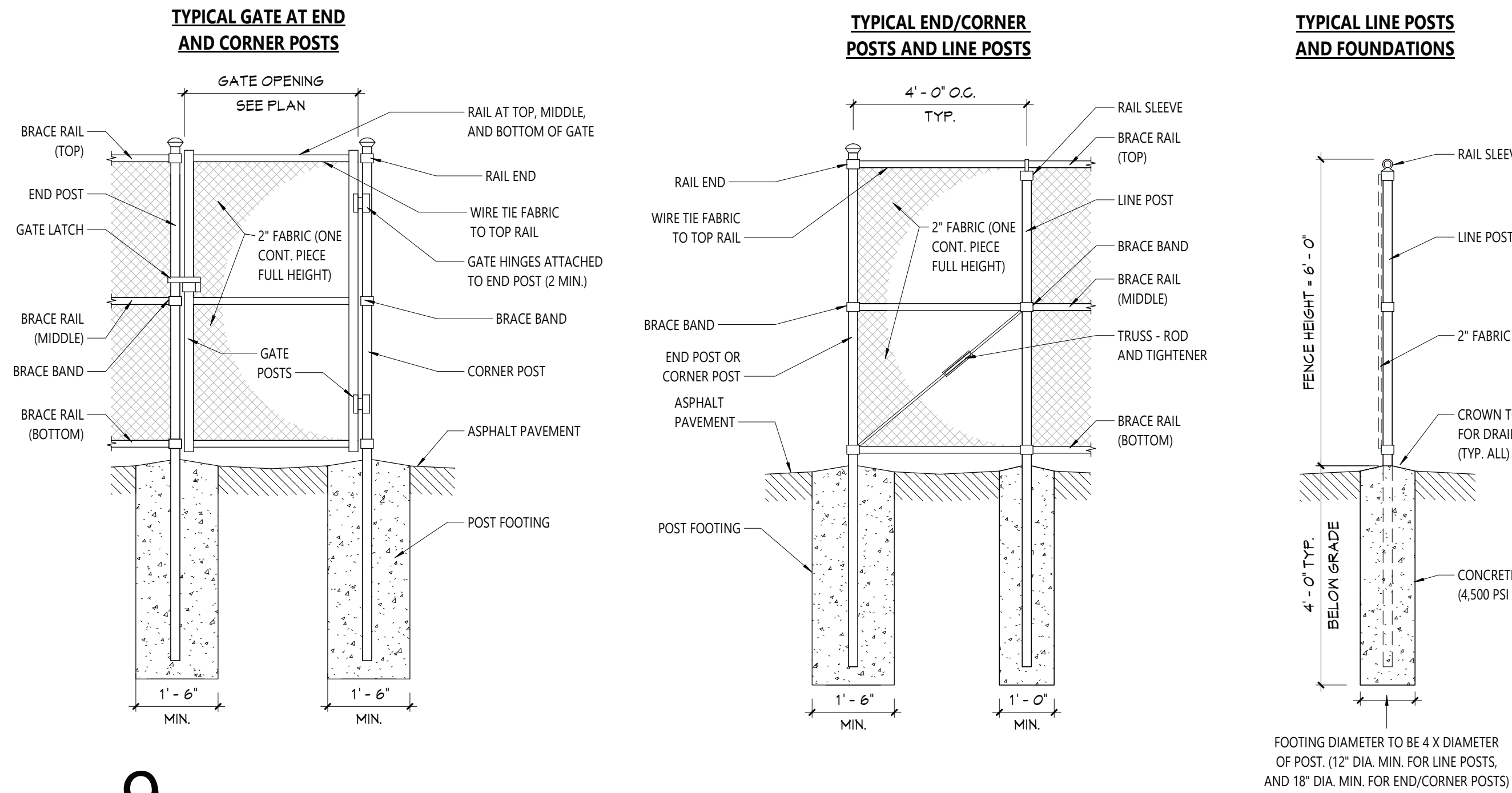
#### 8 RECEPTION DESK DETAIL

A121 1 1/2" = 1'-0"



#### 9 DETAIL - CHAIN LINK FENCE AND GATE

A121 1/2" = 1'-0"



#### GENERAL NOTES


1. REFER TO SHEET 0001 FOR ADDITIONAL GENERAL NOTES.
2. REFER TO A900 SERIES DRAWINGS FOR DOOR, STOREFRONT, CURTAINWALL, WINDOW AND LOUVER SCHEDULES, DETAILS AND NOTES.
3. REFER TO SHEET 0001 FOR PARTITION TYPES AND ADDITIONAL NOTES.

#### NEW WORK KEYNOTES

#	Description
65DP	6.5" PR DISPLAY:
AB	PROVIDE NEW CONCRETE EQUIPMENT PAD FOR MECHANICAL EQUIPMENT. COORDINATE WITH MECHANICAL DRAWINGS.
A13	PATCH WALL TO MATCH WHERE MECHANICAL UNIT WAS PREVIOUSLY REMOVED.
D1	PROVIDE NEW CHAIN LINK FABRIC AT GATE AND FENCING POSTS.
F1	PROVIDE NEW FLOOR FINISH. REFER TO AF DRAWINGS.
F4	PROVIDE NEW 12"X12" VGT FLOORING AND RUBBER WALL BASE WHERE FLOORING WAS PREVIOUSLY REMOVED.
F11	PREP FLOOR WITH MOISTURE MITIGATION SYSTEM BEFORE INSTALLING FLOOR FINISH.
GRM	GROUPEMENT IN COUNTERTOP FOR DATA CONNECTIONS. COORDINATE LOCATIONS WITH ELECTRICAL DRAWINGS.
M3	MECHANICAL EQUIPMENT. REFER TO MEP DRAWINGS.
PCT	PLAM COUNTER TOP CONTINUOUS.
SNB	SCHEDULED WALL BASE.
N20	REINSTALL SALVAGED PLAQUES IN NEW LOCATION. VERIFY LOCATION WITH OWNER.

# VALLEY CENTRAL SCHOOL DISTRICT MAYBROOK ALTERNATIVE LEARNING CENTER 2023 CAPITAL PROJECT - PHASE 1

Project Title

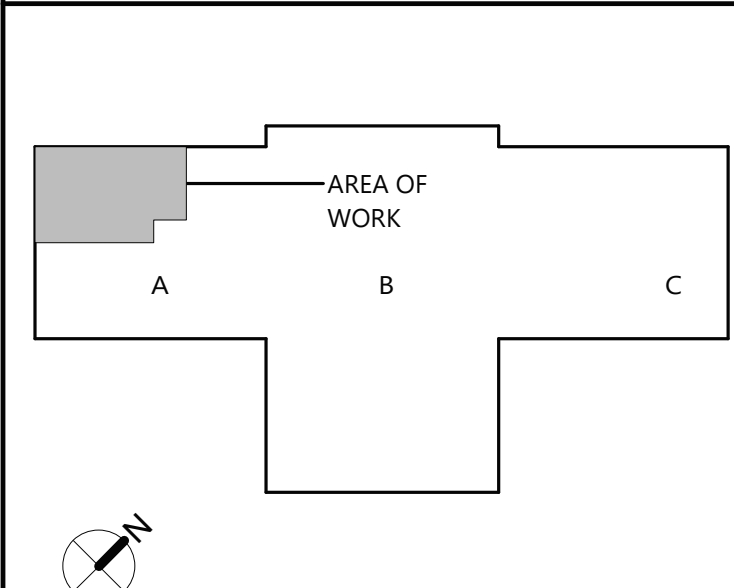


EXPIRATION DATE: 02/28/2025

DATE	DESCRIPTION
11/02/24	BID ADDENDUM #1
10/02/24	BID ADDENDUM #1

Drawn By:   
Checked By:   
Proj. #: 44-13-01-86-0-002-013   
CSArch Proj. #: 187-2302.01   
Issued for Bid: 10/18/24

#### KEY PLAN



ENLARGED  
FLOOR PLAN -  
FIRST FLOOR -  
AREA A

Sheet No.  
**MAY**  
**A121**

CONSTRUCTION DOCUMENTS

Consultant

19 From St. Newburgh - New York 12550-7601  
845-561-3379 www.csarch.com

CSARCH

COPYRIGHT © ALL RIGHTS RESERVED



# VALLEY CENTRAL SCHOOL DISTRICT

## VALLEY CENTRAL HIGH SCHOOL

### 2023 CAPITAL PROJECT - PHASE 1

ISSUED FOR BID: 10/18/24

CSARCH - ARCHITECTS  
BLAKE ENGINEERING, PLLC - M.E.P. ENGINEERS  
PASSERO ASSOCIATES - SITE/CIVIL AND STRUCTURAL ENGINEERS  
AECC ENVIRONMENTAL CONSULTING - HAZARDOUS MATERIALS DESIGNERS

STATE EDUCATION DEPARTMENT PROJECT CONTROL NUMBER:  
2023 CAPITAL PROJECT - PHASE 1 44-13-01-06-0-015-033  
THE DESIGN OF THIS PROJECT CONFORMS TO APPLICABLE PROVISIONS OF THE NEW YORK STATE UNIFORM FIRE PREVENTION AND BUILDING CODE, THE NEW YORK STATE ENERGY CONSERVATION CONSTRUCTION CODE, AND THE MANUAL OF PLANNING STANDARDS OF THE NEW YORK STATE EDUCATION DEPARTMENT.

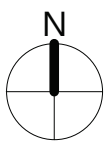
CSArch PROJECT NO. 187-2302.01



Valley Central High School  
1175 NY-17K  
Montgomery, NY 12549

VICINITY MAP

NTS



DRAWING LIST	
<b>GENERAL DRAWINGS</b> VCHS G000 COVER & SHEET INDEX VCHS G001 SYMBOLS, ABBREVIATIONS, MISC. & PARTITION TYPES VCHS G101 OVERALL FLOOR PLAN - BASEMENT VCHS G111 OVERALL FLOOR PLAN - FIRST FLOOR VCHS G121 OVERALL FLOOR PLAN - SECOND FLOOR VCHA G401 OVERALL ROOF PLAN	<b>PLUMBING GENERAL DRAWINGS</b> VCHS P001 PLUMBING NOTES, SCHEDULE, LEGEND & DETAILS
<b>LIFE SAFETY DRAWINGS</b> VCHS LS101 BASEMENT LIFE SAFETY PLAN VCHS LS111 FIRST FLOOR LIFE SAFETY PLAN VCHS LS112 SMOKE ZONE PLANS	<b>PLUMBING DEMOLITION DRAWINGS</b> VCHS PD301 BOILER ROOM PLUMBING DEMOLITION PLAN
<b>HAZARDOUS MATERIALS DRAWINGS</b> VCHS AA100 ASBESTOS ABATEMENT FIRST FLOOR AREA C VCHS AA200 ASBESTOS ABATEMENT SECOND FLOOR AREA C VCHS AA300 ASBESTOS ABATEMENT ROOF AREAS C & D	<b>PLUMBING DRAWINGS</b> VCHS P301 PLUMBING PLAN
<b>ARCHITECTURAL DEMOLITION DRAWINGS</b> VCHS AD111 FIRST FLOOR REMOVAL PLAN - AREA A VCHS AD112 FIRST FLOOR REMOVAL PLAN - AREA C & D VCHS AD401 ROOF REMOVAL PLAN - AREA C & D VCHS AD802 REFLECTED CEILING REMOVAL PLAN - AREA C & D	<b>MECHANICAL GENERAL DRAWINGS</b> VCHS M001 MECHANICAL NOTES, LEGEND, SCHEDULE & DETAILS VCHS M002 MECHANICAL SCHEDULES VCHS M003 MECHANICAL SCHEDULES VCHS M004 MECHANICAL DETAILS VCHS M005 TEMPERATURE CONTROLS NOTES, LEGEND & SCHEMATICS VCHS M006 MECHANICAL PIPING DIAGRAMS
<b>ARCHITECTURAL DRAWINGS</b> VCHS A101 BOILER ROOM PLANS AND DETAILS VCHS A111 ENLARGED VESTIBULE PLAN, SECTION AND DETAILS VCHS A112 AREA C & D - FIRST FLOOR NEW WORK PLAN VCHS A201 EXTERIOR ELEVATIONS VCHS A202 EXTERIOR ELEVATIONS VCHS A402 ROOF PLAN - AREA A, C, & D VCHS A801 REFLECTED CEILING PLAN & CEILING DETAIL - AREA A VCHS A802 FIRST FLOOR REFLECTED CEILING PLAN - AREA C & D VCHS A901 DOOR, WINDOW, & STOREFRONT DETAILS	<b>MECHANICAL DEMOLITION DRAWINGS</b> VCHS MD111 MECHANICAL DEMOLITION PLAN VCHS MD211 MECHANICAL DEMOLITON PLAN - PART 1 VCHS MD212 MECHANICAL DEMOLITON PLAN - PART 2 VCHS MD301 MECHANICAL DEMOLITION PLAN
<b>ARCHITECTURAL FINISH DRAWINGS</b> VCHS AF001 MATERIAL SCHEDULE VCHS AF002 SIGNAGE TYPES AND SCHEDULE VCHS AF112 AREA C & D - FLOOR FINISHES PLAN	<b>MECHANICAL DRAWINGS</b> VCHS M111 SECURITY VESTIBULE MECHANICAL PLAN VCHS M211 MECHANICAL PLAN - PART 1 VCHS M212 MECHANICAL PLAN - PART 2 VCHS M301 MECHANICAL PLAN
	<b>ELECTRICAL GENERAL DRAWINGS</b> VCHS E001 ELECTRICAL NOTES, LEGEND, DETAILS & SCHEDULES VCHS E002 ELECTRICAL PANEL SCHEDULES
	<b>ELECTRICAL DEMOLITION DRAWINGS</b> VCHS ED111 ELECTRICAL DEMOLITION PLAN VCHS ED211 ELECTRICAL DEMOLITION PLAN VCHS ED301 ELECTRICAL DEMOLITION PLAN
	<b>ELECTRICAL DRAWINGS</b> VCHS E111 ELECTRICAL PLAN VCHS E211 ELECTRICAL PLAN VCHS E301 ELECTRICAL PLAN

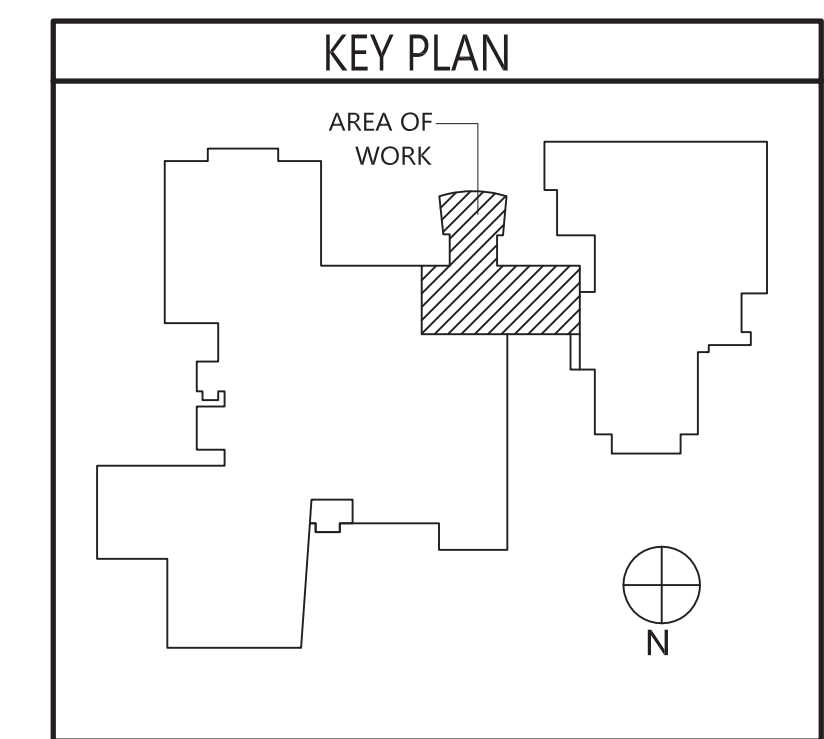


EXPIRATION DATE: 02/28/2025



1. CONTRACTOR TO PROTECT THEIR EMPLOYEES WITH ADEQUATE PERSONAL PROTECTIVE EQUIPMENT AT ALL TIMES, WHEN PERFORMING WORK ON THIS PROJECT.
2. DISTRICT TO PROVIDE A WATER SUPPLY AND AN ELECTRICAL POWER SOURCE ON THIS PROJECT TO CONDUCT WORK. CONTRACTOR TO PROVIDE ALL INTERCONNECTIONS FOR WATERPOWER AND TO ENSURE THAT ALL TEMPORARY WATER/POWER SOURCES ARE PROPERLY INSTALLED BY A LICENSED PLUMBER/ELECTRICIAN.
3. CONTRACTOR'S EMPLOYEES SHALL WEAR PROTECTIVE SUITS AND HALF-FACE RESPIRATORS (AT A MINIMUM) AT ALL TIMES, REGARDLESS OF ANY NEGATIVE EXPOSURE ASSESSMENT REPORTS / DATA.

- CONTRACTOR SHALL OBSERVE ALL FEDERAL, STATE, AND LOCAL REGULATIONS GOVERNING ASBESTOS ABATEMENT.
2. ASBESTOS ABATEMENT PROCEDURES SHALL BE CONDUCTED IN A MANNER CONSISTENT WITH PROJECT SPECIFICATION 028213.
3. THE SCOPE OF ABATEMENT WORK INVOLVES THE REMOVAL OF ASBESTOS-CONTAINING MATERIALS FROM THE AREAS INDICATED ON THE AS SERIES DRAWINGS.
4. THE CONTRACTOR ASSUMES THE RESPONSIBILITY FOR THE MEANS AND METHODS UTILIZED TO COMPLETE THE PROJECT IN A TIMELY, PROFESSIONAL, LEGAL, AND SAFE MANNER.
5. THE CONTRACTOR ACKNOWLEDGES THAT THE PROVIDED DRAWINGS MAY NOT BE TO SCALE. IT IS THE RESPONSIBILITY OF THE CONTRACTOR TO CONDUCT A PRE-BID WALKTHROUGH AND SATISFY THEMSELVES OF THE QUANTITIES OF ASBESTOS-CONTAINING MATERIALS, PRESUMED ASBESTOS-CONTAINING MATERIALS AND THAT THEY SHALL BE CONTRACTUALLY OBLIGATED TO HANDLE AND DISPOSE OF ON THIS PROJECT.
6. DECONTAMINATION ENCLOSURES SHALL BE CONSTRUCTED IN ACCORDANCE WITH THE REQUIREMENTS OF NYSDOL ICR 56. THE LOCATIONS OF THESE ENCLOSURES, STAGING AREAS, WASTE DUMPSTERS / TRAILERS / VEHICLES, POWER AND WATER SOURCES SHALL BE IDENTIFIED TO DISTRICT REPRESENTATIVES AND THE PROJECT DESIGNER SEVENTY-TWO (72) HOURS PRIOR TO THE COMMENCEMENT OF ANY ACTIVITIES ON-SITE. THE CONTRACTOR ACCEPTS THAT DISTRICT REPRESENTATIVES AND/OR THE PROJECT DESIGNER MAY NOT HAVE THIS PLAN FOR ANY REASON DEEMED NECESSARY. THE CONTRACTOR MAY NOT PROCEED WITH ABATEMENT ACTIVITIES UNTIL THEY HAVE THE APPROVAL OF DISTRICT REPRESENTATIVES AND THE PROJECT DESIGNER.
7. THE DISTRICT (OR THEIR DESIGNATED PERSONNEL) SHALL BE RESPONSIBLE FOR HIRING THE PROJECT MONITORING FIRM ON THIS PROJECT. THE CONTRACTOR SHALL RECOGNIZE THE SELECTED FIRM'S PERSONNEL AS THE BUILDING OWNER REPRESENTATIVE. THE CONTRACTOR SHALL BE RESPONSIBLE FOR THE COLLECTION OF PERSONAL AIR SAMPLES FOR THEIR EMPLOYEES DURING THIS PROJECT.
8. CONTRACTOR SHALL COORDINATE AND SCHEDULE ALL WORK WITH DISTRICT REPRESENTATIVES AND THE MONITORING FIRM.



VALLEY CENTRAL SCHOOL DISTRICT  
VALLEY CENTRAL HIGH SCHOOL  
2023 CAPITAL PROJECT - PHASE 1

D.	DATE	DESCRIPTION
<b>Drawn By:</b>		WF
<b>Checked By:</b>		B8
<b>Proj. #:</b>		44-13-01-06-0-015-033
<b>CSArch Proj. #:</b>		187-2302.01
<b>Issued for Bid:</b>		10/18/24

ASBESTOS  
ABATEMENT  
FIRST FLOOR  
AREA C

Sheet No. VCHS  
AA100  
CONSTRUCTION DOCUMENTS

LEGEND:

ASBESTOS-CONTAINING FLOOR TILE TO BE REMOVED (APPROX. 130 SF)

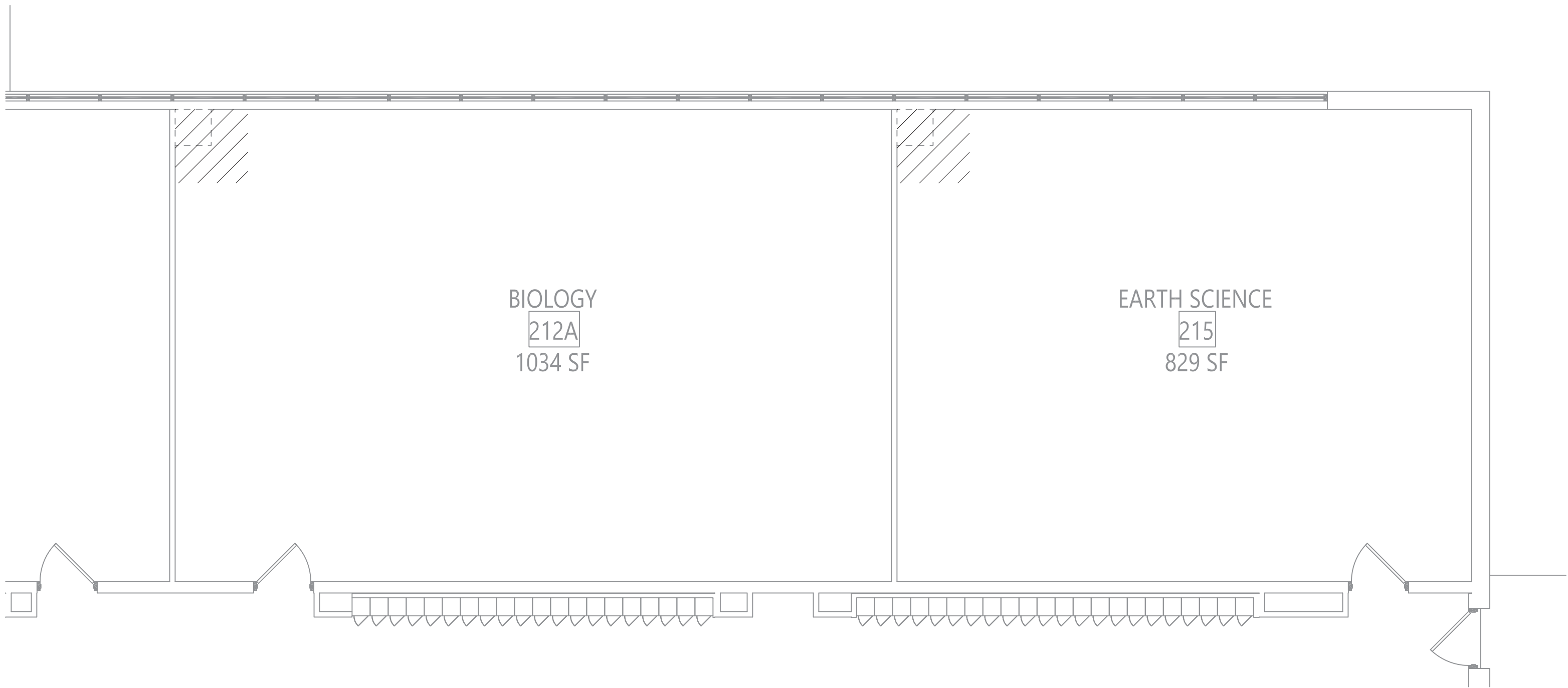
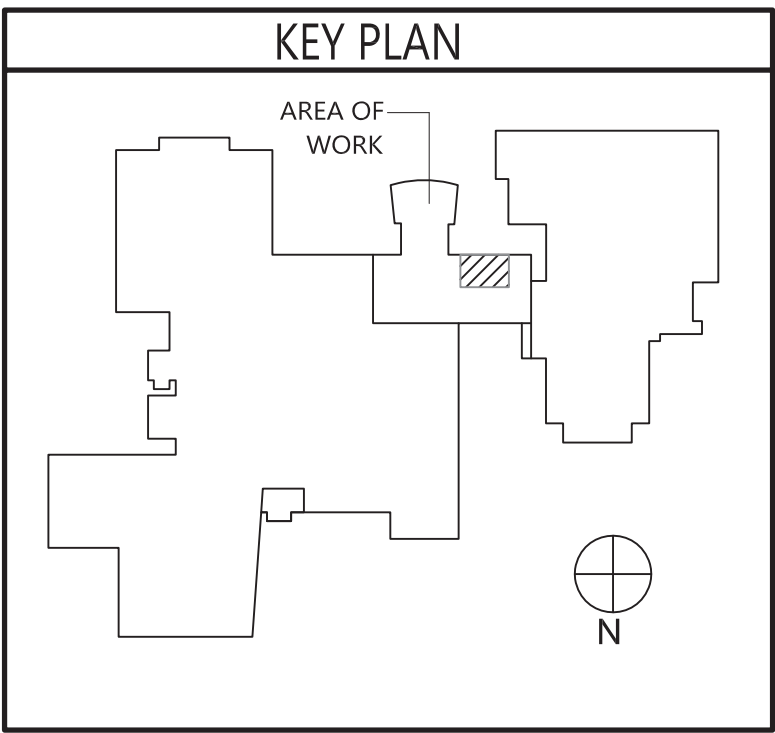


GENERAL NOTES:

1. CONTRACTOR TO PROTECT THEIR EMPLOYEES WITH ADEQUATE PERSONAL PROTECTIVE EQUIPMENT AT ALL TIMES WHEN PERFORMING WORK ON THIS PROJECT.
2. DISTRICT TO PROVIDE A WATER SUPPLY AND AN ELECTRICAL POWER SOURCE ON THIS PROJECT TO CONDUCT WORK ACTIVITIES. CONTRACTOR TO PROVIDE ALL INTERCONNECTS FOR WATER/POWER AND TO ENSURE THAT ALL TEMPORARY WATER/POWER SOURCES ARE PROPERLY INSTALLED BY A LICENSED PLUMBER/ELECTRICIAN.
3. CONTRACTOR'S EMPLOYEES SHALL WEAR PROTECTIVE SUITS AND HALF-FACE RESPIRATORS (AT A MINIMUM) AT ALL TIMES, REGARDLESS OF ANY NEGATIVE EXPOSURE ASSESSMENT REPORTS / DATA.

ASBESTOS ABATEMENT NOTES:

1. CONTRACTOR SHALL OBSERVE ALL FEDERAL, STATE, AND LOCAL REGULATIONS GOVERNING ASBESTOS ABATEMENT.
2. ASBESTOS ABATEMENT PROCEDURES SHALL BE CONDUCTED IN A MANNER CONSISTENT WITH PROJECT SPECIFICATION 028213.
3. THE SCOPE OF ABATEMENT WORK INVOLVES THE REMOVAL OF ASBESTOS- CONTAINING MATERIALS FROM THE AREAS INDICATED ON THE AA SERIES DRAWINGS.
4. THE CONTRACTOR ASSUMES THE RESPONSIBILITY FOR THE MEANS AND METHODS UTILIZED TO COMPLETE THE PROJECT IN A TIMELY, PROFESSIONAL, LEGAL, AND SAFE MANNER.
5. THE CONTRACTOR ACKNOWLEDGES THAT THE PROVIDED DRAWINGS MAY NOT BE TO SCALE. IT IS THE RESPONSIBILITY OF THE CONTRACTOR TO CONDUCT A PRE-BID WALKTHROUGH AND SATISFY THEMSELVES OF THE QUANTITIES OF ASBESTOS-CONTAINING MATERIALS, PRESUMED ASBESTOS-CONTAINING MATERIALS AND THAT THEY SHALL BE CONTRACTUALLY OBLIGATED TO HANDLE AND DISPOSE OF ON THIS PROJECT.
6. DECONTAMINATION ENCLOSURES SHALL BE CONSTRUCTED IN ACCORDANCE WITH THE REQUIREMENTS OF NYSOOL ICR 56. THE LOCATIONS OF THESE ENCLOSURES, STAGING AREAS, WASTE DUMPSTERS / TRAILERS / VEHICLES, POWER AND WATER SOURCES SHALL BE IDENTIFIED TO DISTRICT REPRESENTATIVES AND THE PROJECT DESIGNER SEVENTY-TWO (72) HOURS PRIOR TO THE COMMENCEMENT OF ANY ACTIVITIES ON-SITE. THE CONTRACTOR ACCEPTS THAT DISTRICT REPRESENTATIVES AND/OR THE PROJECT DESIGNER MAY MODIFY THIS PLAN FOR ANY REASON DEEMED NECESSARY. THE CONTRACTOR MAY NOT PROCEED WITH ABATEMENT ACTIVITIES UNTIL THEY HAVE THE APPROVAL OF DISTRICT REPRESENTATIVES AND THE PROJECT DESIGNER.
7. THE DISTRICT (OR THEIR DESIGNATED PERSONNEL) SHALL BE RESPONSIBLE FOR HIRING THE PROJECT MONITORING FIRM ON THIS PROJECT. THE CONTRACTOR SHALL RECOGNIZE THE SELECTED FIRM'S PERSONNEL AS THE BUILDING OWNER'S REPRESENTATIVE. THE CONTRACTOR SHALL BE RESPONSIBLE FOR THE COLLECTION OF PERSONAL AIR SAMPLES FOR THEIR EMPLOYEES DURING THIS PROJECT.
8. CONTRACTOR SHALL COORDINATE AND SCHEDULE ALL WORK WITH DISTRICT REPRESENTATIVES AND THE MONITORING FIRM.



1  
AA200 3/16" = 1'-0" AREA C - PARTIAL SECOND FLOOR ABATEMENT PLAN

LEGEND:


//// ASBESTOS-CONTAINING FLOOR TILE TO BE REMOVED (APPROX. 33 SF)

19 Front St., Newburgh, New York 12550-7601  
845.561.3179 www.csarchpc.com



VALLEY CENTRAL SCHOOL DISTRICT  
VALLEY CENTRAL HIGH SCHOOL  
2023 CAPITAL PROJECT - PHASE 1

Project Title



DATE	DESCRIPTION

Drawn By: WF  
Checked By: DB  
Proj. #: 44-13-01-06-0-015-033  
CSArch Proj. #: 187-2302-01  
Issued for Bid: 10/18/24

Sheet Title  
ASBESTOS  
ABATEMENT  
SECOND FLOOR  
AREA C

Sheet No.  
VCHS  
AA200

CONSTRUCTION DOCUMENTS

COPYRIGHT © ALL RIGHTS RESERVED

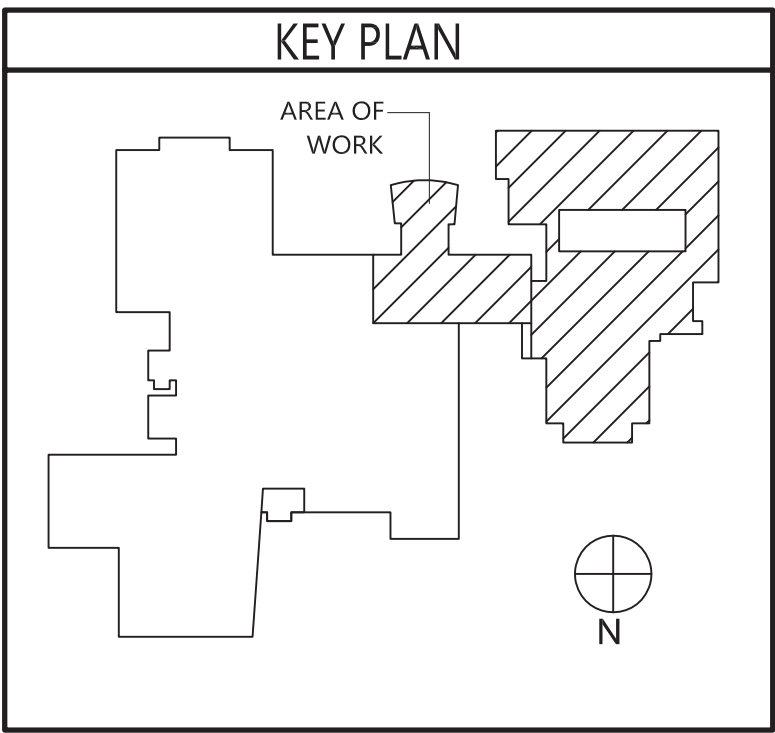


GENERAL NOTES:

1. CONTRACTOR TO PROTECT THEIR EMPLOYEES WITH ADEQUATE PERSONAL PROTECTIVE EQUIPMENT AT ALL TIMES WHEN PERFORMING WORK ON THIS PROJECT.
2. DISTRICT TO PROVIDE A WATER SUPPLY AND AN ELECTRICAL POWER SOURCE ON THIS PROJECT TO CONDUCT WORK ACTIVITIES. CONTRACTOR TO PROVIDE ALL INTERCONNECTS FOR WATER/POWER AND TO ENSURE THAT ALL TEMPORARY WATER/POWER SOURCES ARE PROPERLY INSTALLED BY A LICENSED PLUMBER/ELECTRICIAN.
3. CONTRACTOR'S EMPLOYEES SHALL WEAR PROTECTIVE SUITS AND HALF-FACE RESPIRATORS (AT A MINIMUM) AT ALL TIMES, REGARDLESS OF ANY NEGATIVE EXPOSURE ASSESSMENT REPORTS / DATA.

ASBESTOS ABATEMENT NOTES:

1. CONTRACTOR SHALL OBSERVE ALL FEDERAL, STATE, AND LOCAL REGULATIONS GOVERNING ASBESTOS ABATEMENT.
2. ASBESTOS ABATEMENT PROCEDURES SHALL BE CONDUCTED IN A MANNER CONSISTENT WITH PROJECT SPECIFICATION 028213.
3. THE SCOPE OF ABATEMENT WORK INVOLVES THE REMOVAL OF ASBESTOS-CONTAINING MATERIALS FROM THE AREAS INDICATED ON THE AA SERIES DRAWINGS.
4. THE CONTRACTOR ASSUMES THE RESPONSIBILITY FOR THE MEANS AND METHODS UTILIZED TO COMPLETE THE PROJECT IN A TIMELY, PROFESSIONAL, LEGAL, AND SAFE MANNER.
5. THE CONTRACTOR ACKNOWLEDGES THAT THE PROVIDED DRAWINGS MAY NOT BE TO SCALE. IT IS THE RESPONSIBILITY OF THE CONTRACTOR TO CONDUCT A PRE-BID WALKTHROUGH AND SATISFY THEMSELVES OF THE QUANTITIES OF ASBESTOS-CONTAINING MATERIALS, PRESUMED ASBESTOS-CONTAINING MATERIALS AND THAT THEY SHALL BE CONTRACTUALLY OBLIGATED TO HANDLE AND DISPOSE OF ON THIS PROJECT.
6. DECONTAMINATION ENCLOSURES SHALL BE CONSTRUCTED IN ACCORDANCE WITH THE REQUIREMENTS OF NYSDEC ICR 56. THE LOCATIONS OF THESE ENCLOSURES, STAGING AREAS, WASTE DUMPSTERS / TRAILERS / VEHICLES, POWER AND WATER SOURCES SHALL BE IDENTIFIED TO DISTRICT REPRESENTATIVES AND THE PROJECT DESIGNER SEVENTY-TWO (72) HOURS PRIOR TO THE COMMENCEMENT OF ANY ACTIVITIES ON-SITE. THE CONTRACTOR ACCEPTS THAT DISTRICT REPRESENTATIVES AND/OR THE PROJECT DESIGNER MAY MODIFY THIS PLAN FOR ANY REASON DEEMED NECESSARY. THE CONTRACTOR MAY NOT PROCEED WITH ABATEMENT ACTIVITIES UNTIL THEY HAVE THE APPROVAL OF DISTRICT REPRESENTATIVES AND THE PROJECT DESIGNER.
7. THE DISTRICT (OR THEIR DESIGNATED PERSONNEL) SHALL BE RESPONSIBLE FOR HIRING THE PROJECT MONITORING FIRM ON THIS PROJECT. THE CONTRACTOR SHALL RECOGNIZE THE SELECTED FIRM'S PERSONNEL AS THE BUILDING OWNER'S REPRESENTATIVE. THE CONTRACTOR SHALL BE RESPONSIBLE FOR THE COLLECTION OF PERSONAL AIR SAMPLES FOR THEIR EMPLOYEES DURING THIS PROJECT.
8. CONTRACTOR SHALL COORDINATE AND SCHEDULE ALL WORK WITH DISTRICT REPRESENTATIVES AND THE MONITORING FIRM.



VALLEY CENTRAL SCHOOL DISTRICT  
VALLEY CENTRAL HIGH SCHOOL  
2023 CAPITAL PROJECT - PHASE 1

Project Title




DATE	DESCRIPTION

Drawn By: WF  
Checked By: 28  
Proj. #: 44-13-01-06-0-015-033  
CSArch Proj. #: 187-2302-01  
Issued for Bid: 10/18/24

Sheet Title  
ASBESTOS  
ABATEMENT  
ROOF  
AREAS C & D

Sheet No.  
VCHS  
AA300

CONSTRUCTION DOCUMENTS



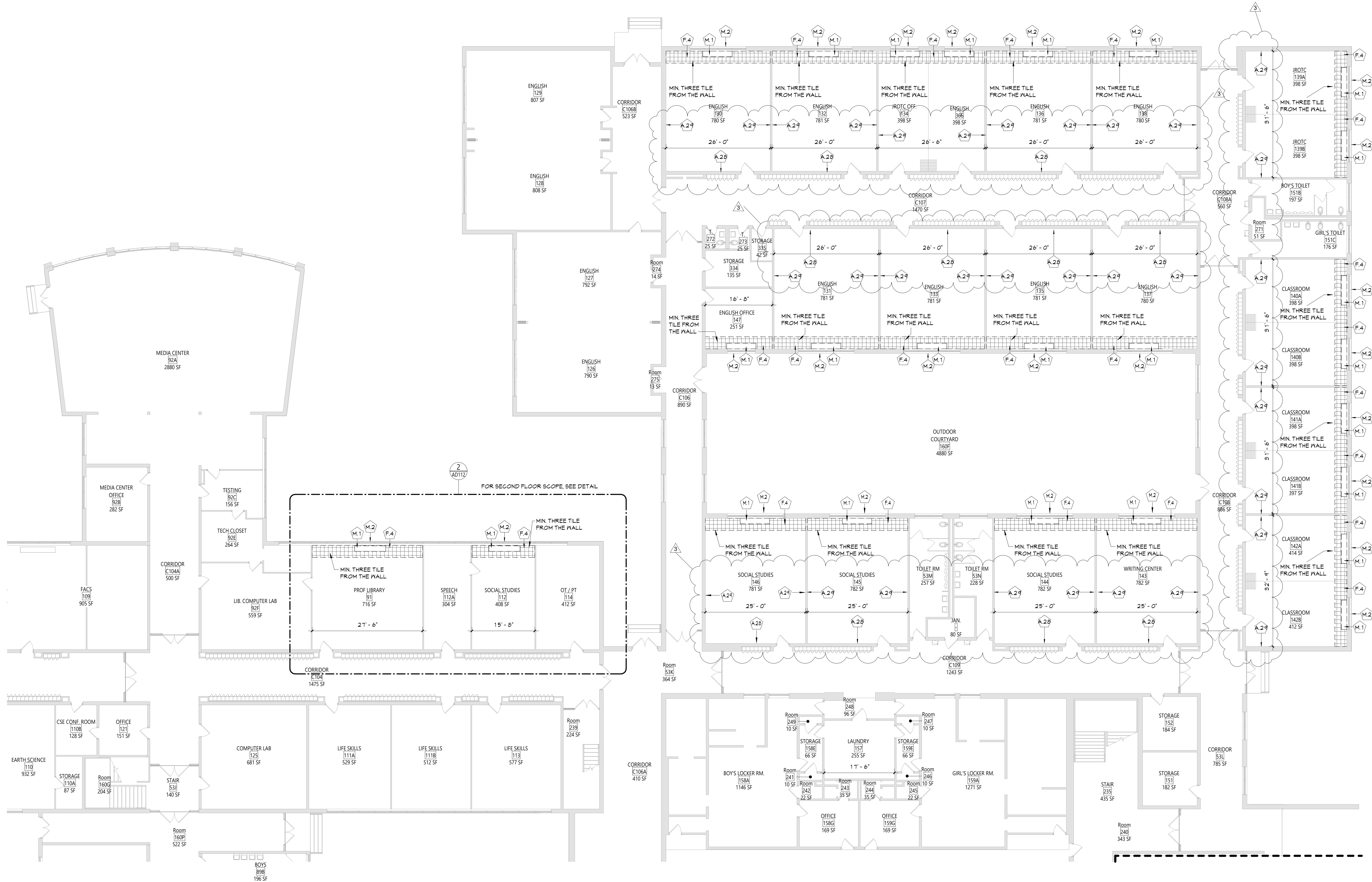
1 ROOF ROOF ABATEMENT PLAN - AREAS C & D  
AA300 1/16" = 1'-0"

LEGEND:

//// PRESUMED ASBESTOS-CONTAINING ROOFING MATERIALS TO BE REMOVED (APPROX. 625 SF)



C:\Users\jamiler\Documents\187-2302.01 VCHS\jamiler\203.rvt



2 SECOND FLOOR REMOVAL PLAN - AREA D  
AD112 3/32" = 1'-0"

1 FIRST FLOOR REMOVAL PLAN - AREA C & D  
AD112 3/32" = 1'-0"

GENERAL NOTES	
1.	COORDINATE ALL REMOVALS WITH NEW CONSTRUCTION.
2.	PATCH AND REPLACE EXISTING AND NEWLY CREATED HOLES IN WALLS (DUE TO REMOVAL) WITH MATERIALS TO MATCH EXISTING CONSTRUCTION.
3.	SALVAGED ITEMS SHALL BE TURNED OVER TO OWNER, UNO.
4.	ALL KEYED REMOVALS SHALL INCLUDE REMOVAL OF ANY AND ALL ANCHORING SYSTEMS INCLUDING OBJECTS EMBEDDED INTO EXISTING WALLS.
5.	REFER TO ASBESTOS AND MEP DRAWINGS FOR ADDITIONAL REMOVAL INFORMATION.
6.	PROVIDE TEMPORARY SHORING AS NECESSARY AT ALL AREAS OF WALL REMOVAL AND NEW WALL PENETRATIONS.
7.	DRILL CORNERS OF ALL NEW SANGUIT OPENING PRIOR TO SANGUITTING, TO PREVENT CUTTING INTO SCHEDULED CONSTRUCTION TO REMAIN.

DEMOLITION KEYNOTES	
#	Description
A.2B	REMOVE EXISTING 10' WIDE BY 4' HIGH TACKBOARD/CHALKBOARD. PATCH WALL AS REQUIRED.
A.2F	REMOVE EXISTING 20' WIDE BY 4' HIGH TACKBOARD/CHALKBOARD. PATCH WALL AS REQUIRED.
F.4	REMOVE 3 ROWS OF VGT TILE FROM EXTERIOR WALL WITH THE REMOVAL OF UNIT VENTS.
F.15	SANGUIT AND REMOVE EXISTING FLOOR FINISH AND CONCRETE SLAB TO ACCOMMODATE NEW VERTICAL MECHANICAL CHASE.
M.1	UNIT VENTILATOR. REFER TO MECHANICAL DRAWINGS FOR ADDITIONAL INFORMATION.
M.2	EXTERIOR WALL GRILL. REFER TO MECHANICAL DRAWINGS FOR ADDITIONAL INFORMATION.

KEY PLAN

AREA OF WORK

1 FIRST FLOOR REMOVAL PLAN - AREA C & D

Sheet No. VCHS AD112

COPYRIGHT © ALL RIGHTS RESERVED

19 Front St., Newburgh, New York 12550-7601  
845-561-3379 www.csarch.com

CSARCH

Valley Central School District  
Valley Central High School  
2023 CAPITAL PROJECT - PHASE 1

Project Title

EXPIRATION DATE: 02/28/2025

Drawn By: [Signature] Author: [Signature]  
Checked By: [Signature] 44-13-01-86-015-033  
Proj. #: 187-2302.01  
CSArch Proj. #: 187-2302.01  
Issued for Bid: 10/18/24

Sheet Title

FIRST FLOOR  
REMOVAL  
PLAN - AREA C  
& D

Sheet No. VCHS AD112

CONSTRUCTION DOCUMENTS



1. REFER TO SHEET 6001 FOR ADDITIONAL GENERAL NOTES.
2. REFER TO A900 SERIES DRAWINGS FOR DOOR, STOREFRONT, CURTAINWALL, WINDOW AND LOUVER SCHEDULES, DETAILS AND NOTES.
3. REFER TO SHEET 6001 FOR PARTITION TYPES AND ADDITIONAL NOTES.

## NEW WORK KEYNOTES

#	Description
A19	PATCH NAIL TO MATCH WHERE MECHANICAL WAS PREVIOUSLY REMOVED.
D6	PROVIDE SPECIFIED DOOR SIPLE SWITCHED INTO NEW RELAY AND CONNECTED TO DOOR OPERATOR AS INDICATED. COORDINATE WITH DOOR HARDWARE VENDOR FOR SECURITY VENDOR.
D9	INSTALL POWER SUPPLY/POWER TRANSFER FOR ELECTRIFIED DOOR HARDWARE.
D10	PROVIDE SPECIFIED DOOR OPERATOR AND SPECIFIED SWITCHING CONNECTED INTO NEW RELAY AND CONNECTED TO ADA PADDLE SWITCH AS INDICATED. COORDINATE WITH DOOR WITH DOOR HARDWARE AND SECURITY VENDOR.
F5	PROVIDE NEW CONCRETE SLAB WHERE PREVIOUSLY REMOVED.
G8M	GROMMET IN COUNTERTOP FOR SECURITY VENDOR. COORDINATE LOCATIONS WITH ELECTRICAL DRAWINGS.
SMB	SCHEDULED WALL BASE
M20	REINSTALL SALVAGED PLAQUES IN NEW LOGO CAN.
M21	PROVIDE METAL SPLIT PARTITION WITH 5/8" TYP. X 6"SPINNAUL BOARD (BOTH SIDES) ABOVE NEW STREFTORON. PROVIDE PARTITION TO BE MOUNTED TO STRUCTURAL DECK ABOVE


**Commitment**

VALLEY CENTRAL SCHOOL DISTRICT  
VALLEY CENTRAL HIGH SCHOOL  
2023 CAPITAL PROJECT - PHASE 1

Business Title



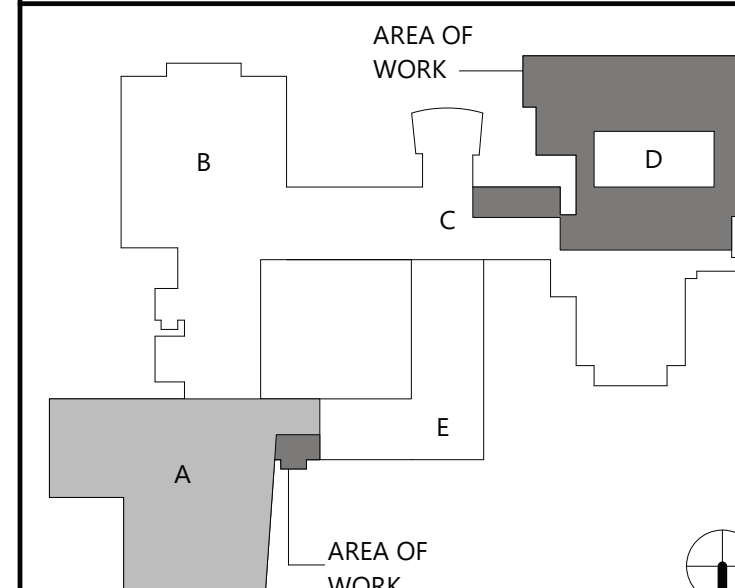
EXPIRATION DATE: 02/28/2025

3	11/18/24	BID ADDENDUM #3
2	11/13/24	BID ADDENDUM #2
1	10/25/24	BID ADDENDUM #1
	DATE	DESCRIPTION

Drawn By:	EA
Checked By:	EA
Proj. #:	44-13-01-06-0-015-03
CSArch Proj. #:	187-2302
Issued for Bid:	10/18/2

Sheet Title

## KEY PLAN



COPYRIGHT © ALL RIGHTS RESERVED

Sheet Title

ENLARGED  
VESTIBULE  
PLAN,  
SECTION AND  
DETAILS

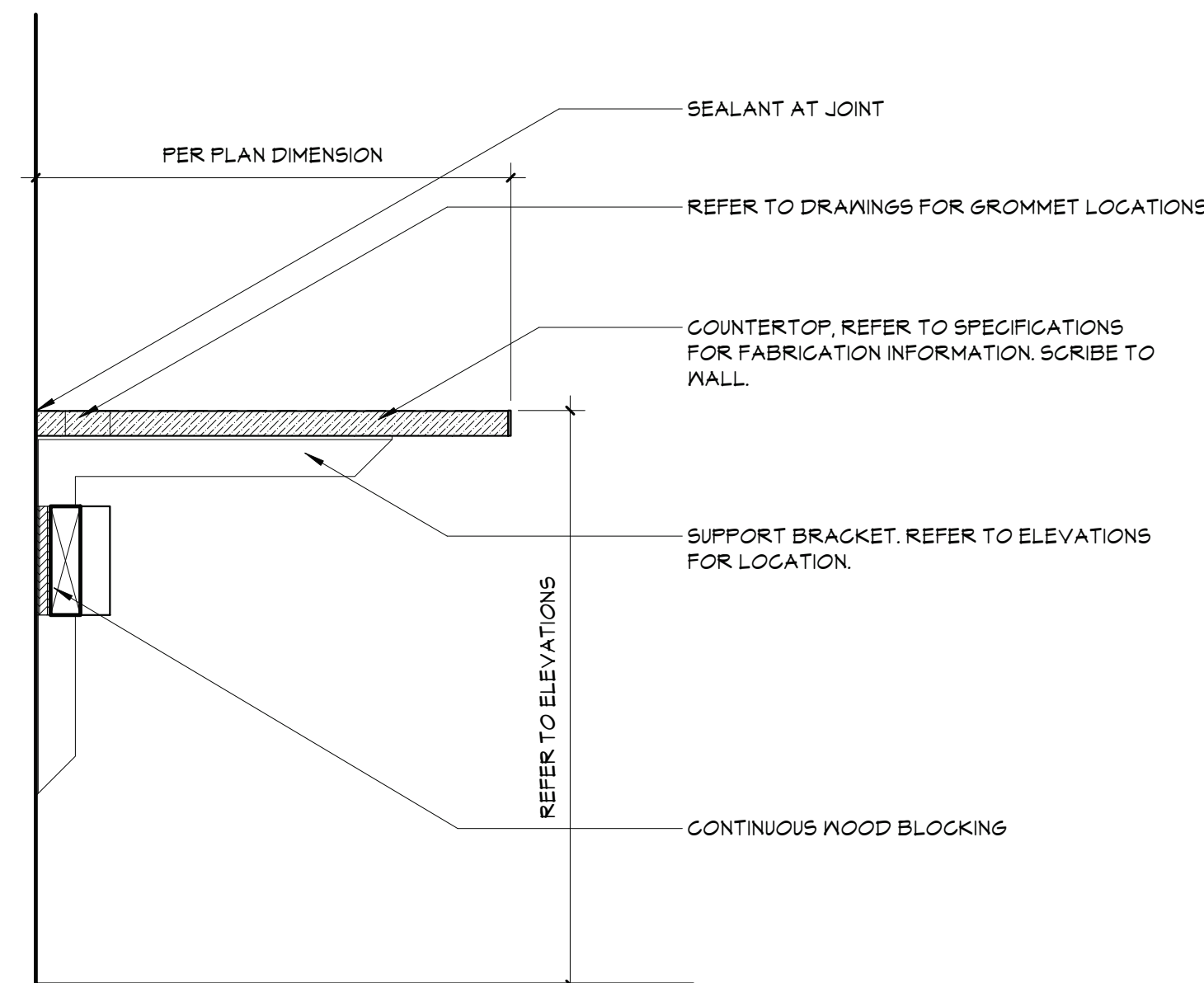
Sheet No.

VCHS  
A111

CONSTRUCTION DOCUMENTS

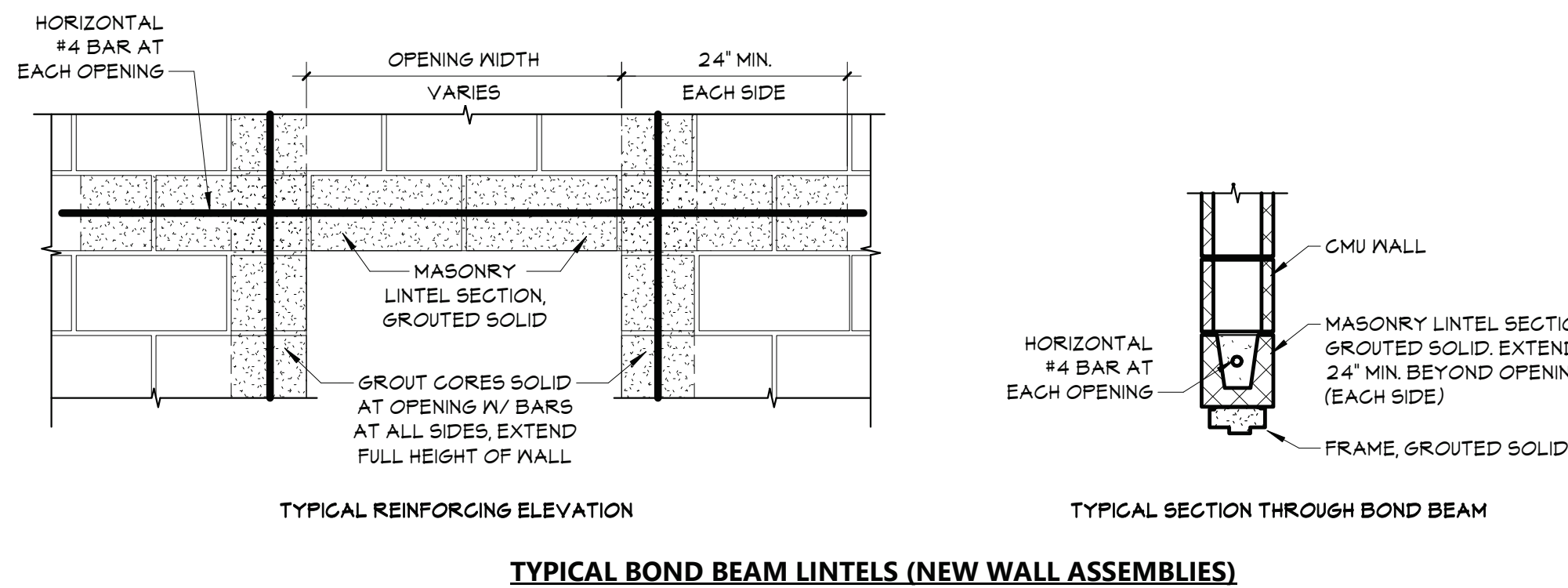
## 7 COUNTER DETAIL

A111 1 1/2" = 1'-0"



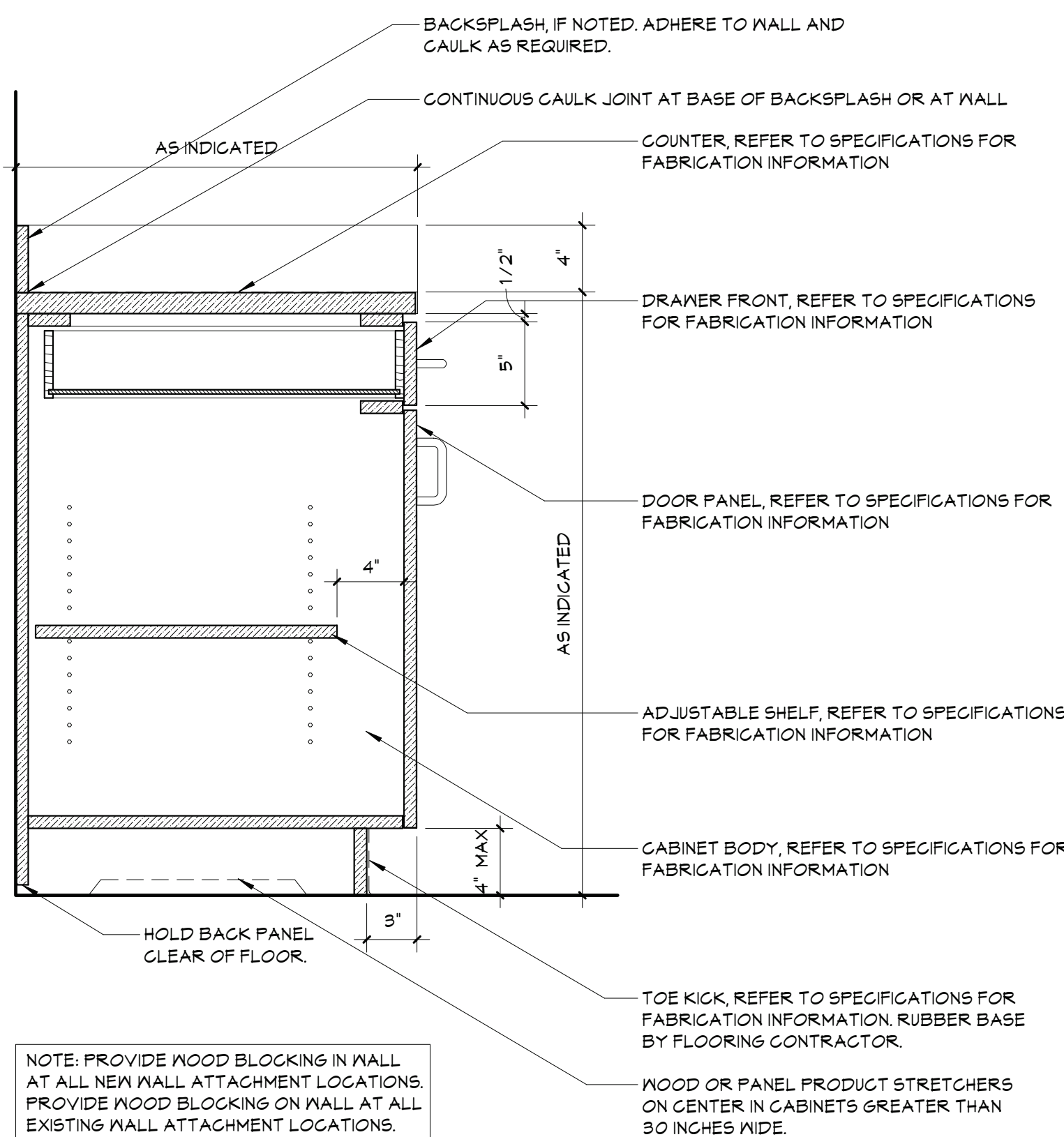
## 6 BOND BEAM LINTEL DETAILS

A111 3/4" = 1'-0"



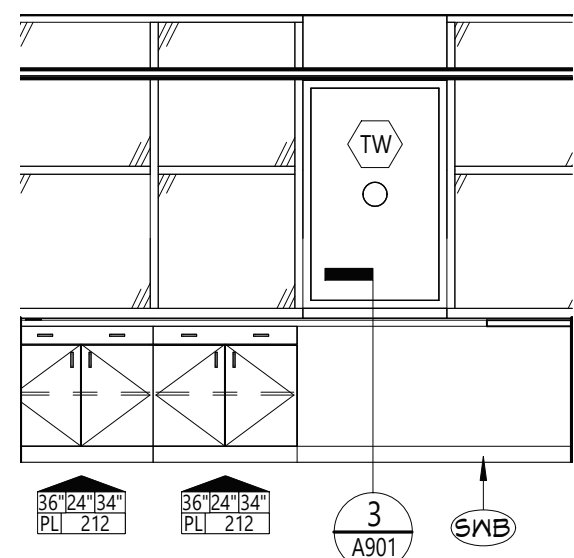
## 8 CASEWORK DETAIL

A111  $1\ 1/2^* = 1'-0$



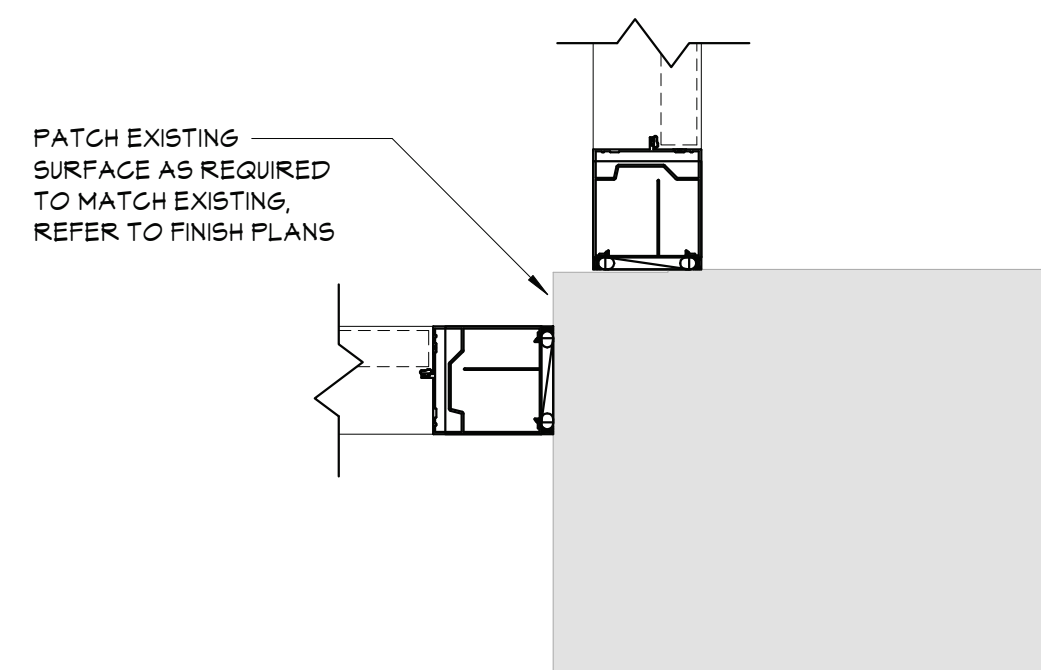
## 5 SECURITY OFFICE ELEVATION - EAST

A111  $1/4" = 1'-0"$



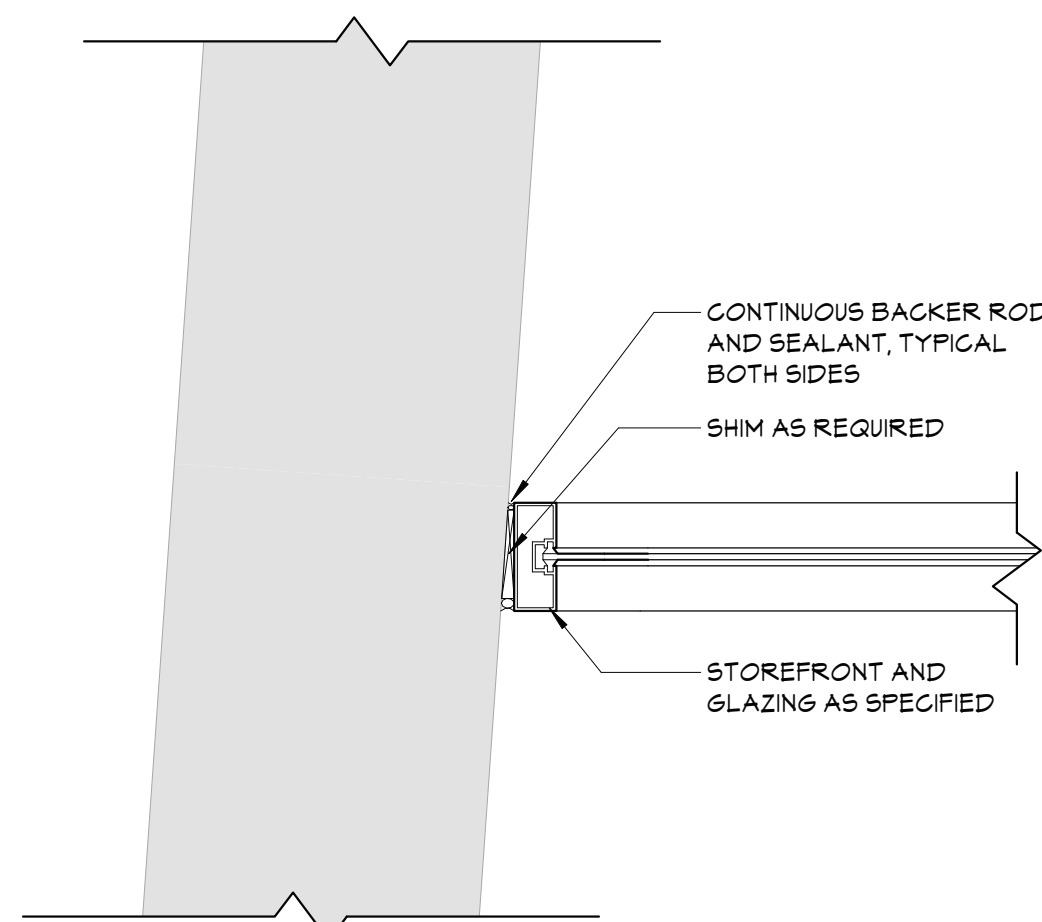
## 4 PLAN DETAIL

A111 1 1/2" = 1'-0"



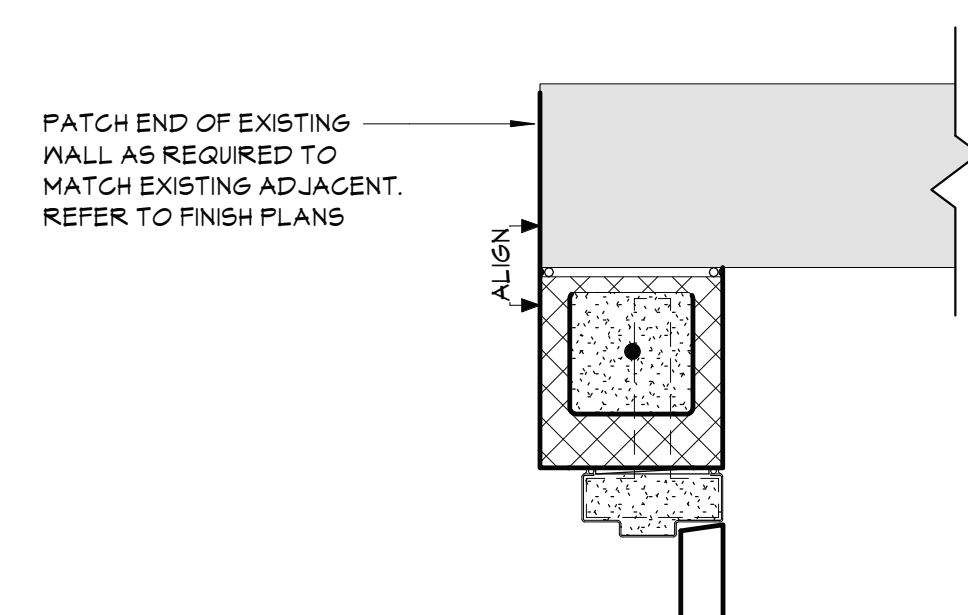
### 3 PLAN DETAIL

A111 1 1/2" = 1'-0"



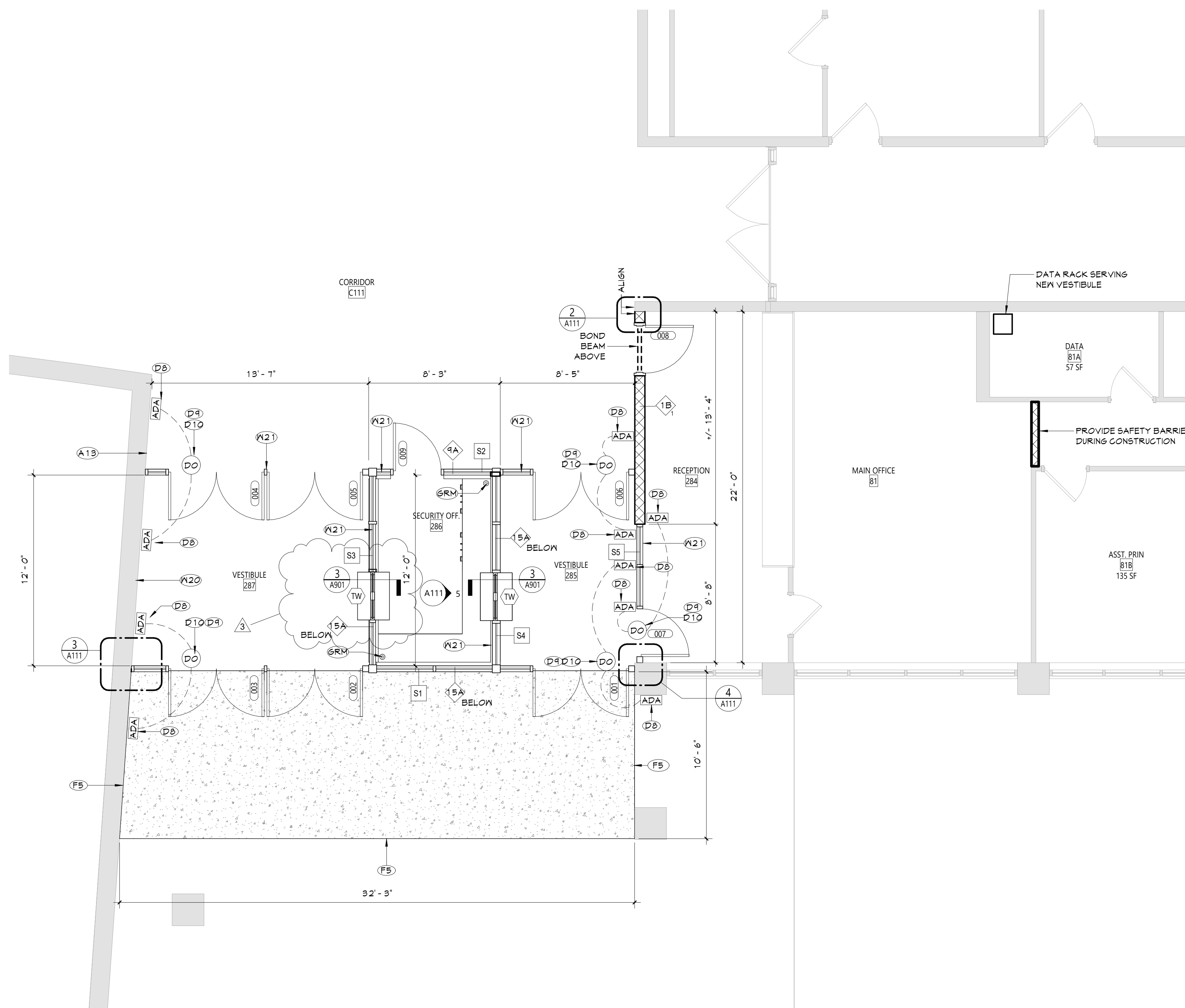
## 2 PLAN DETAIL

A111 1 1/2" = 1'-0"



## 1 AREA A - PARTIAL FIRST FLOOR PLAN

A111  $1/4" = 1'-0"$







**KEY PLAN**

AREA OF WORK

A B C D E

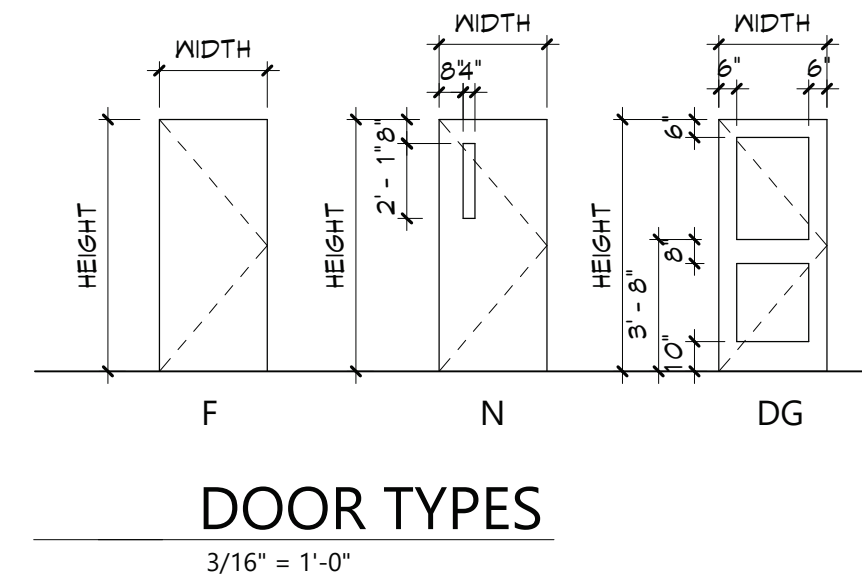
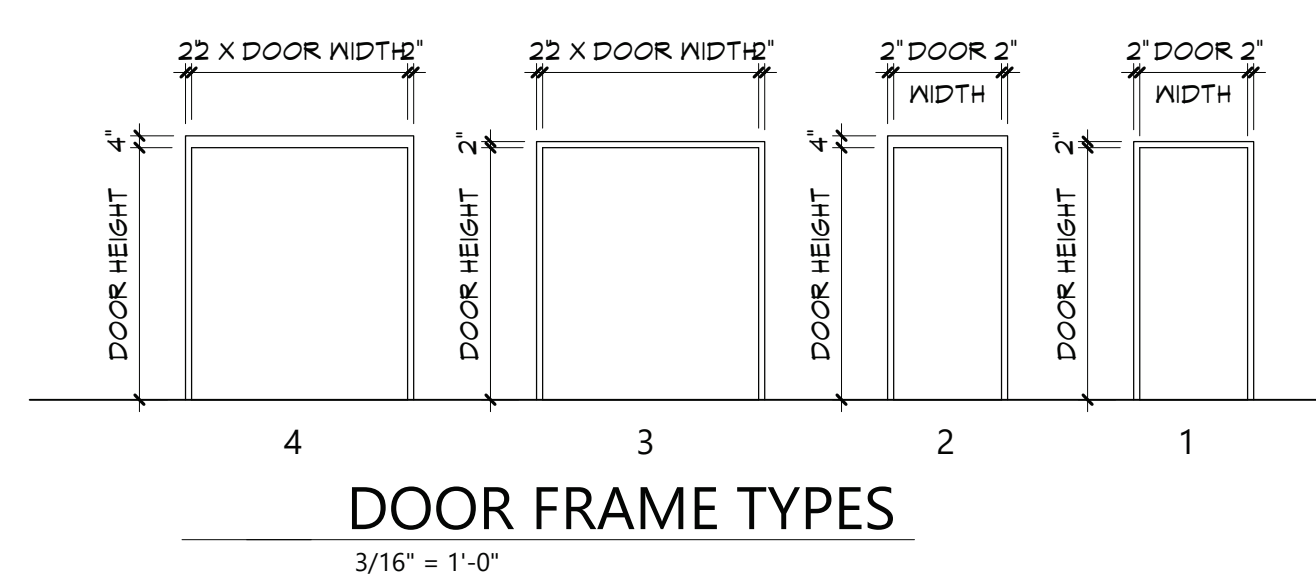
N

COPYRIGHT © ALL RIGHTS RESERVED

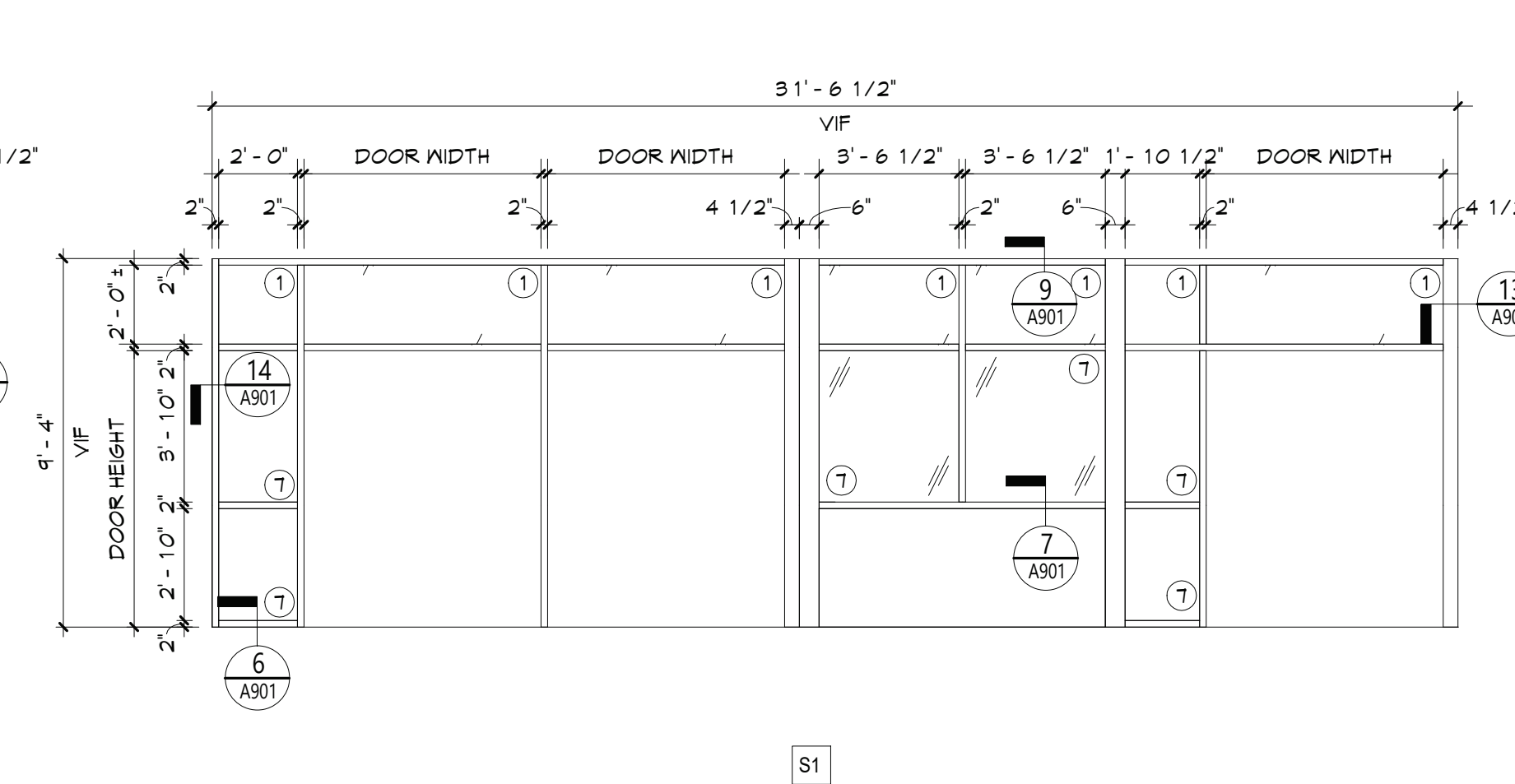
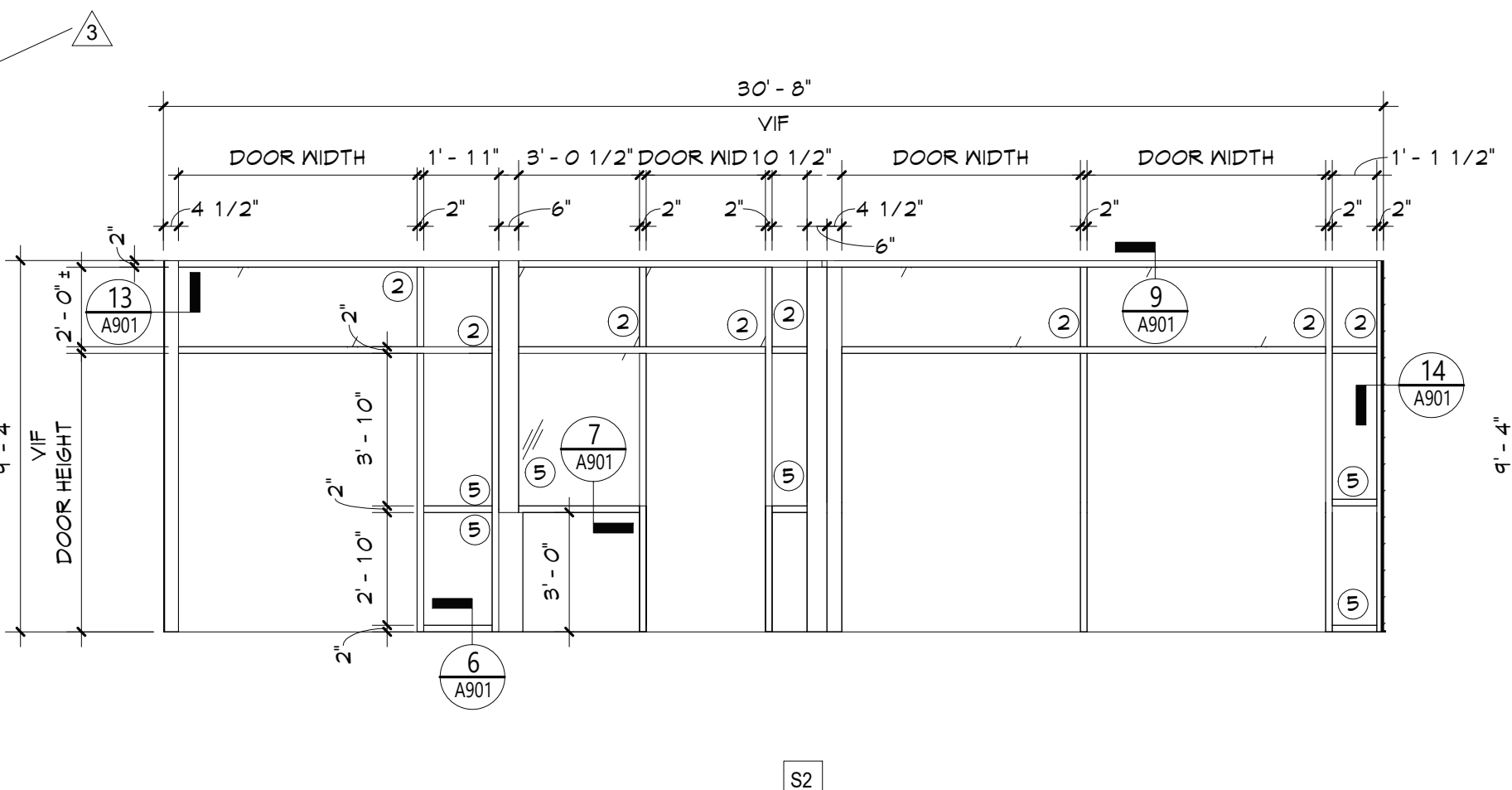
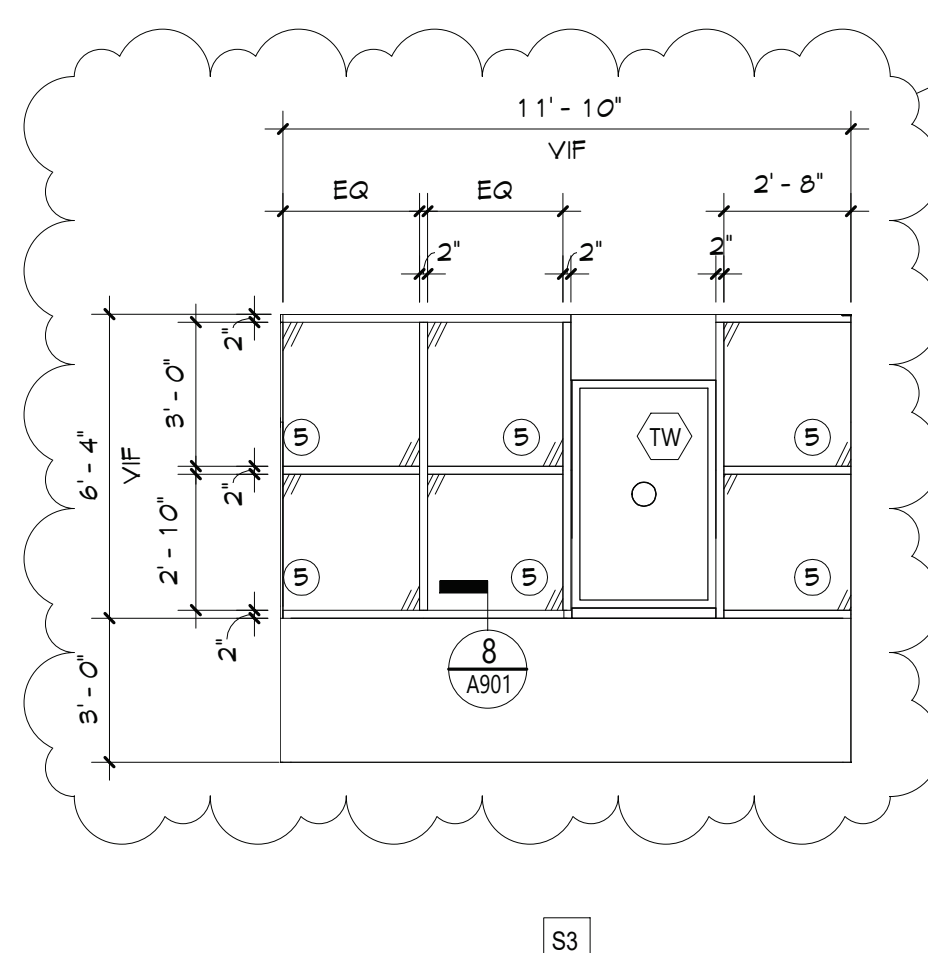
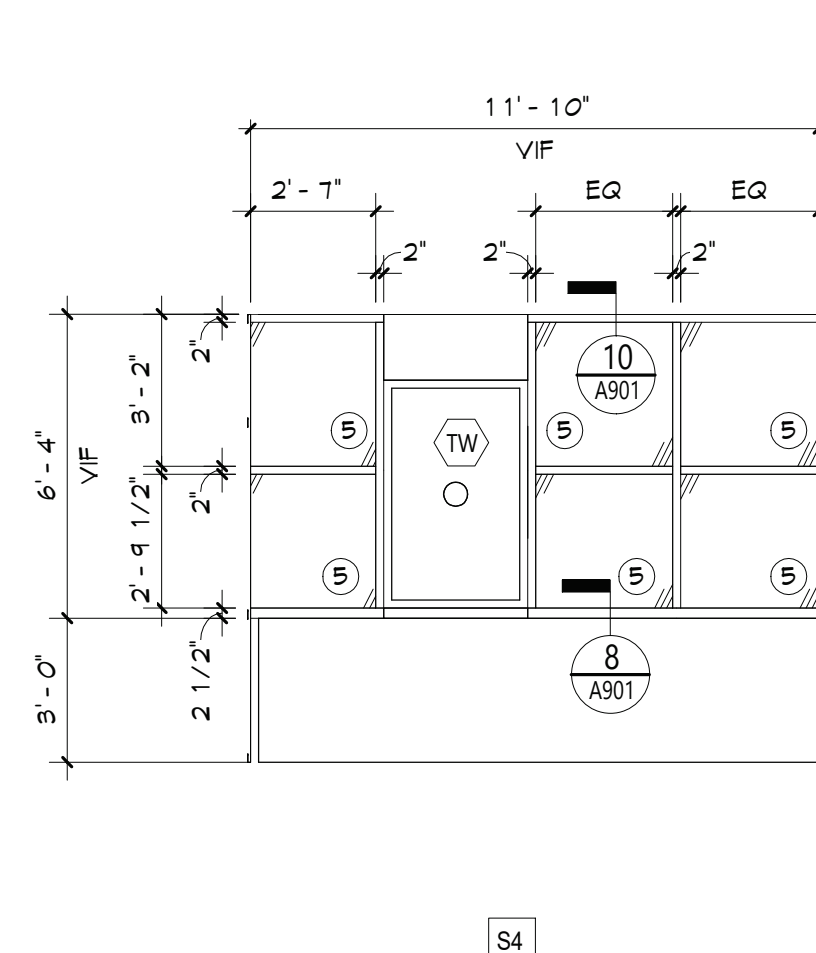
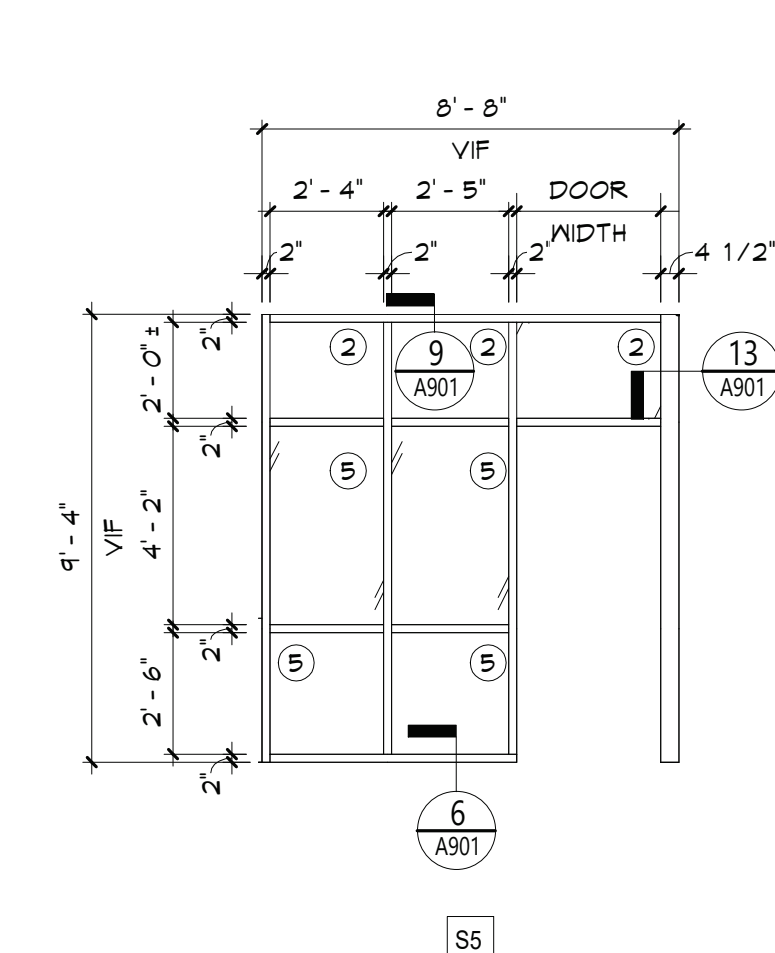
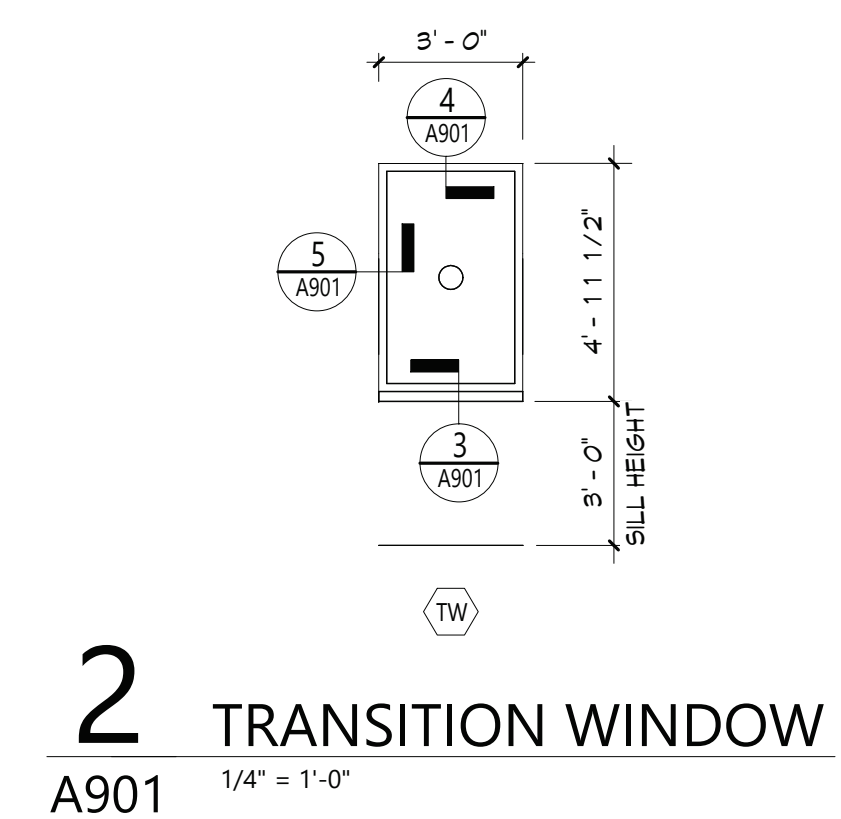
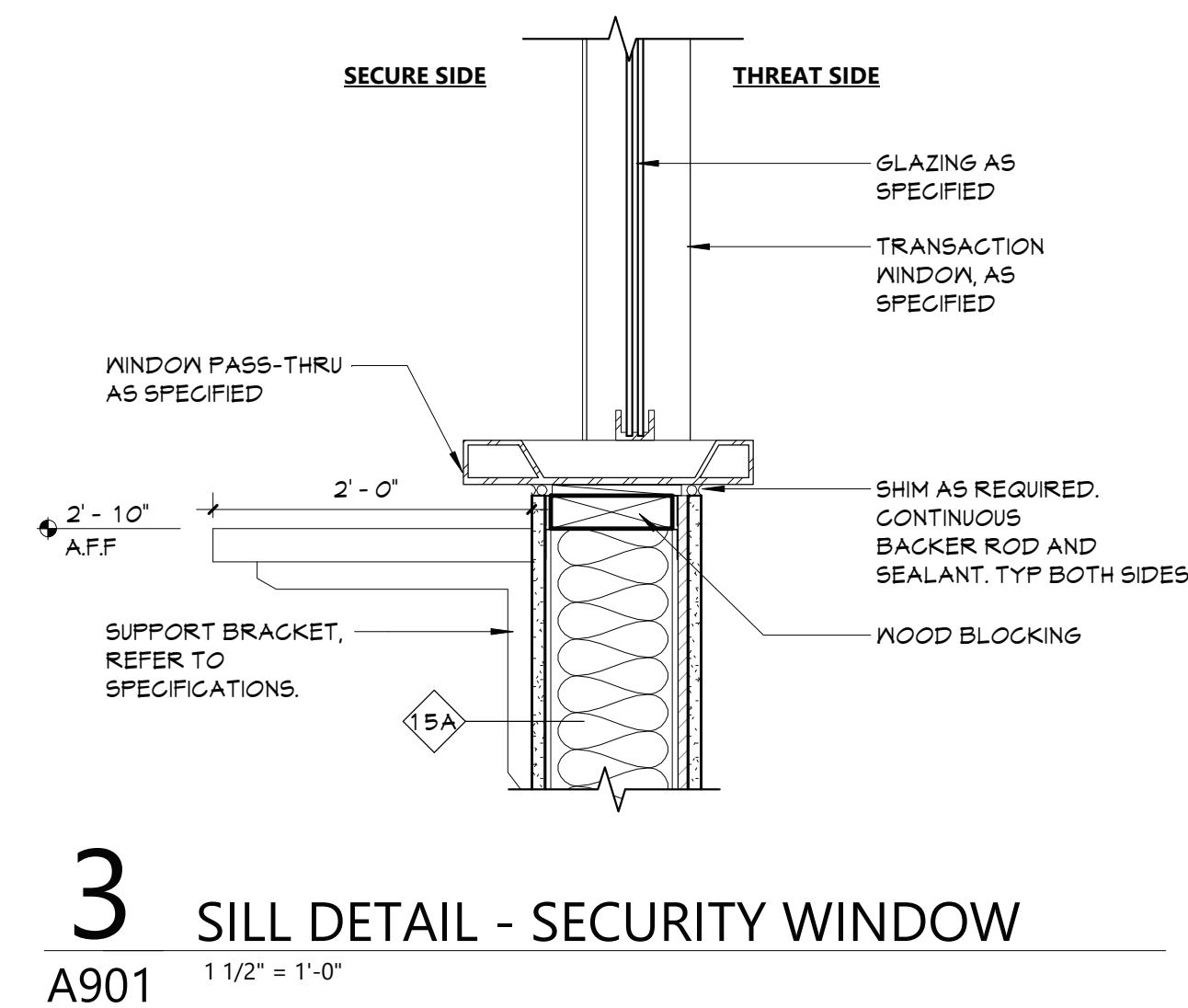
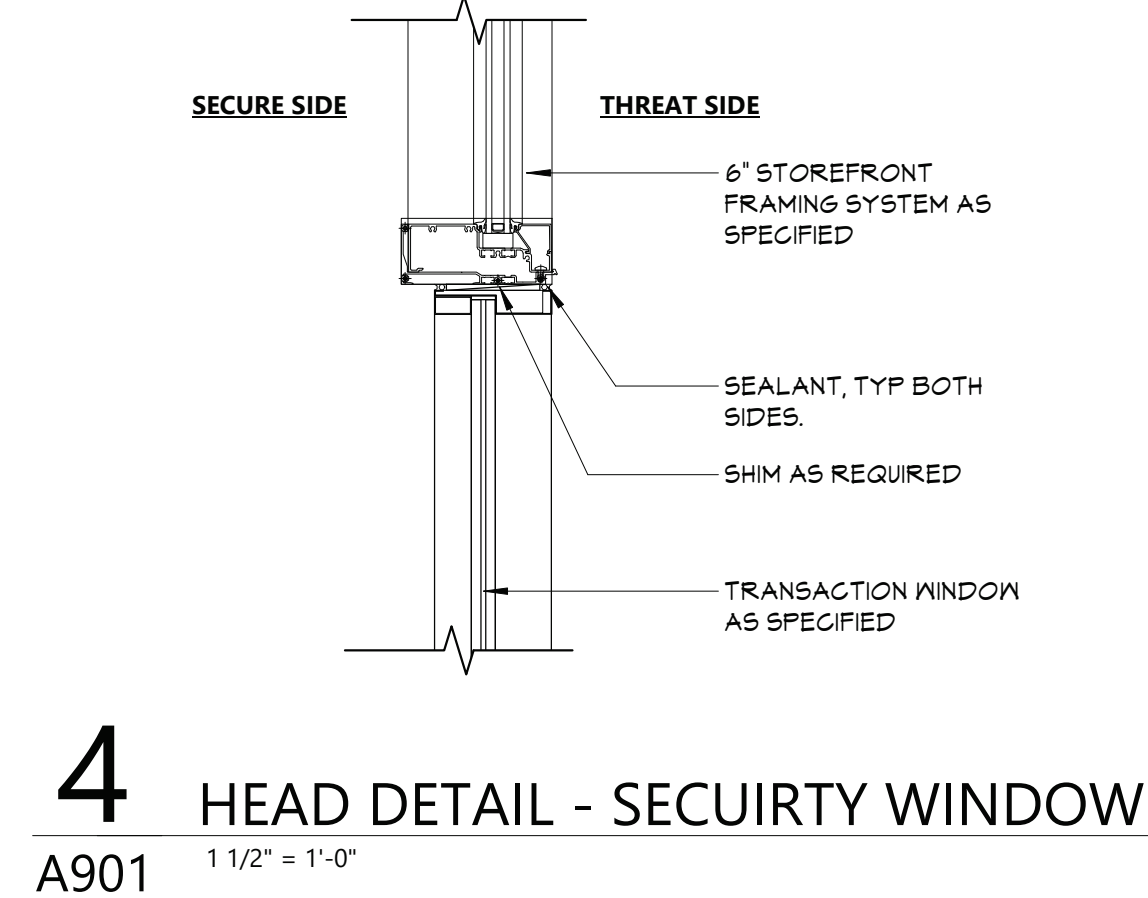
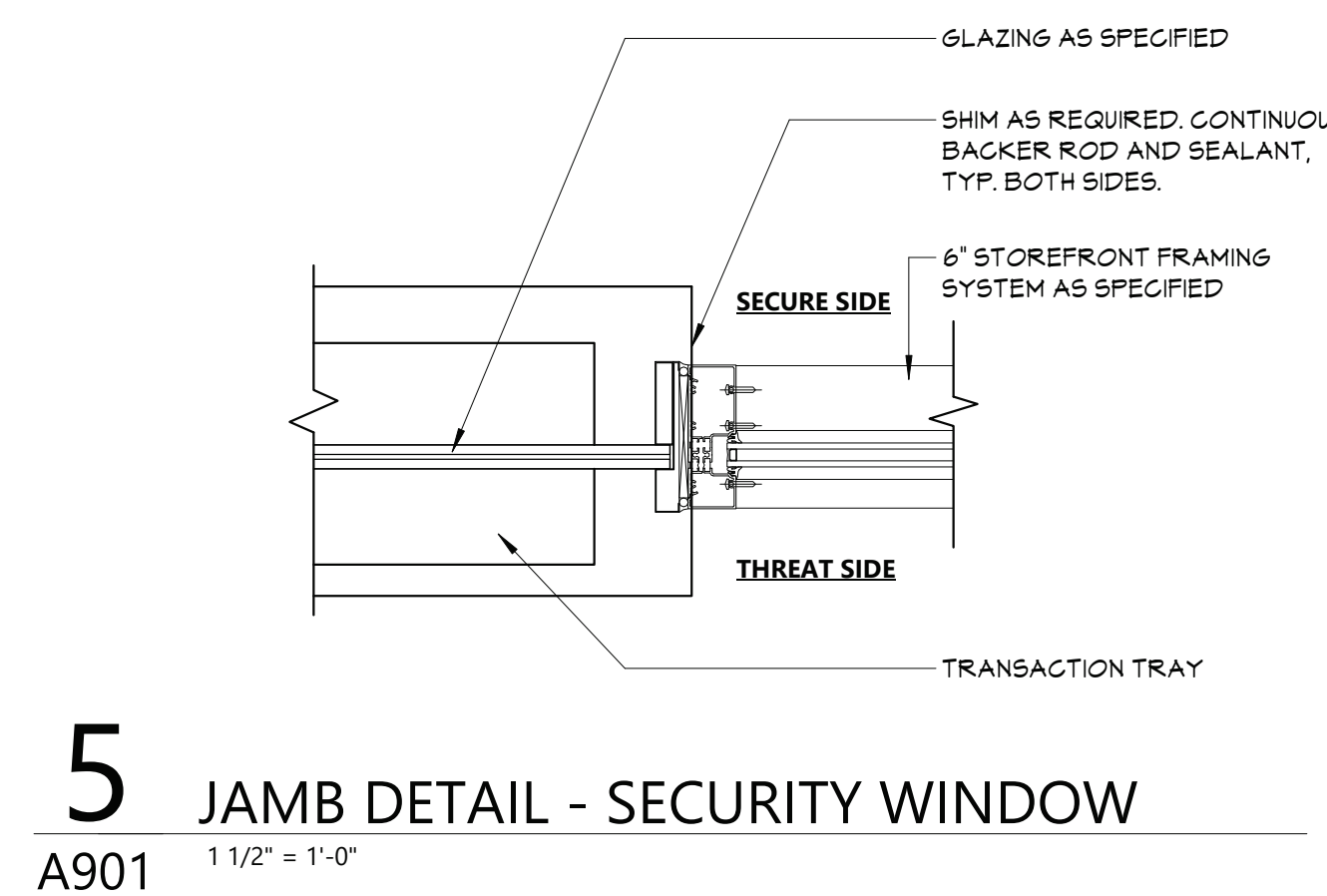
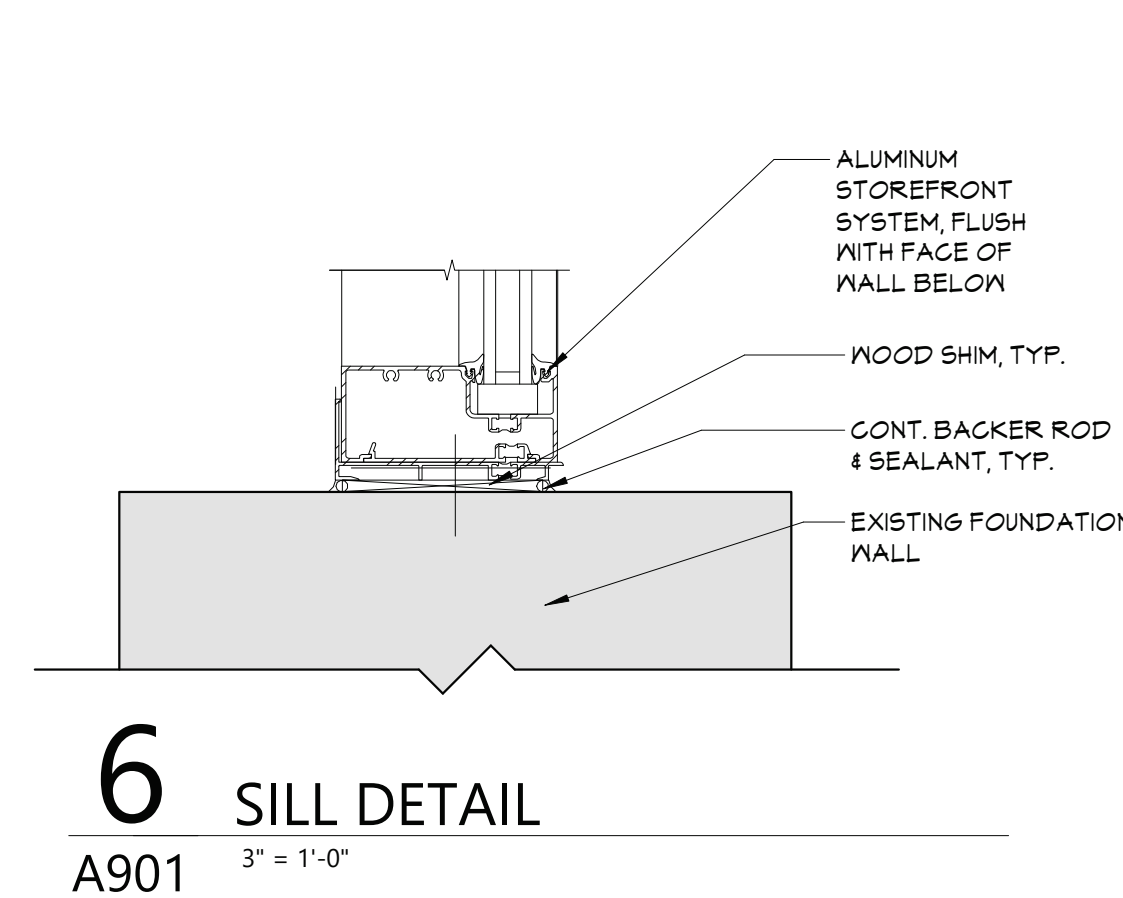
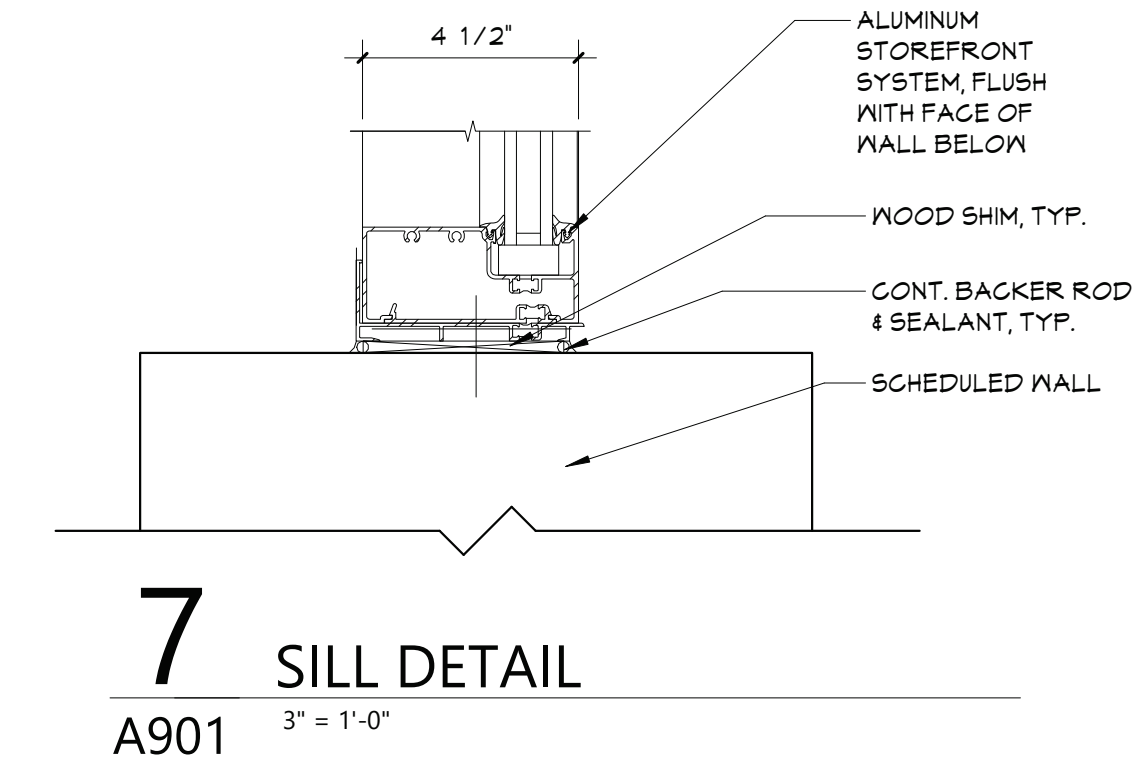
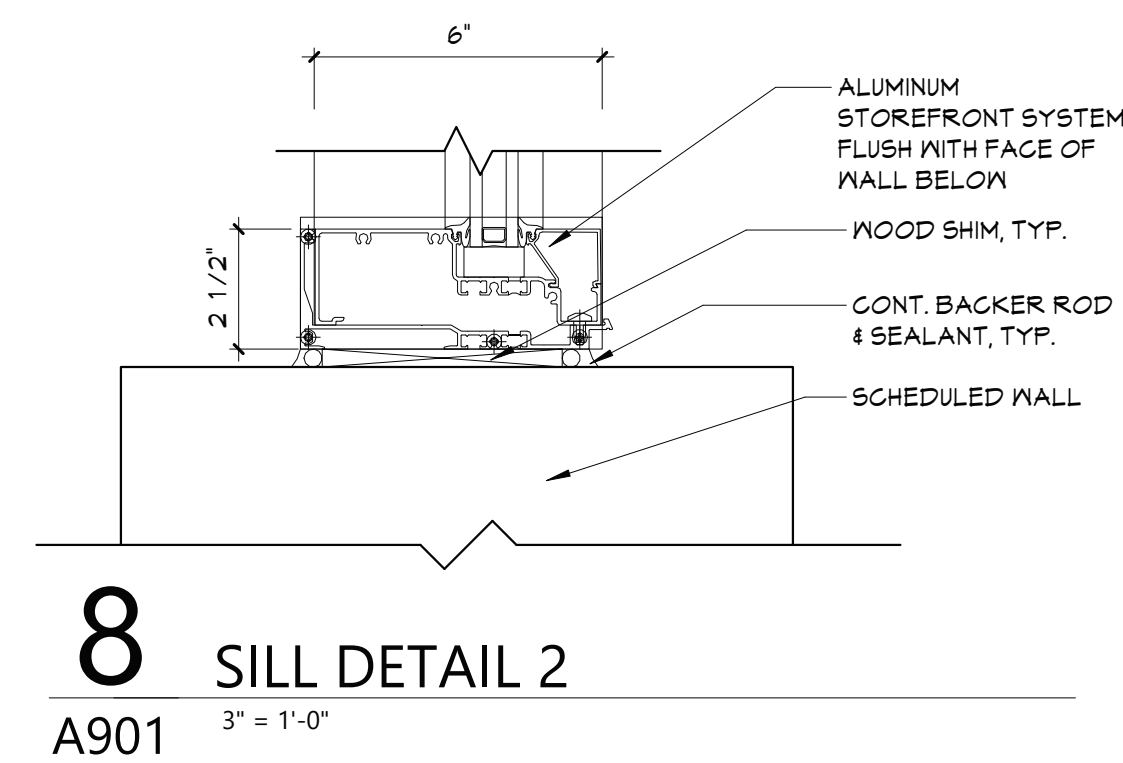
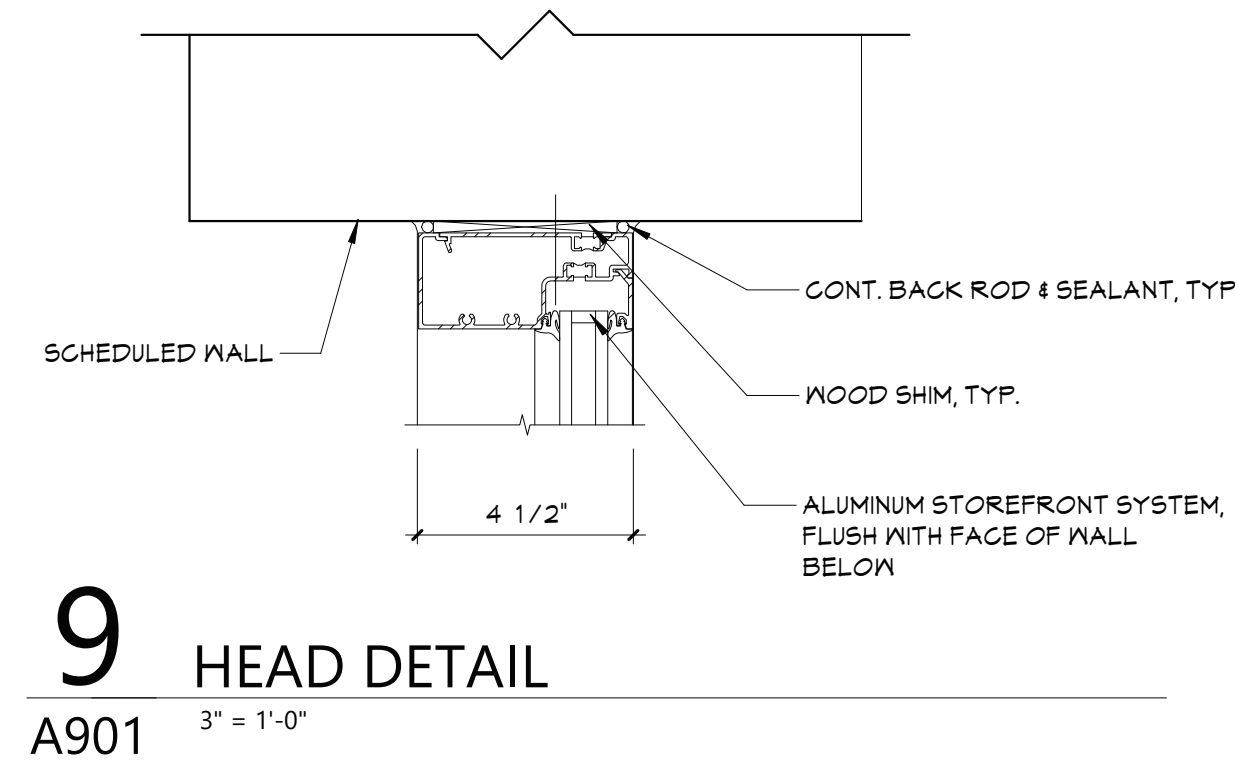
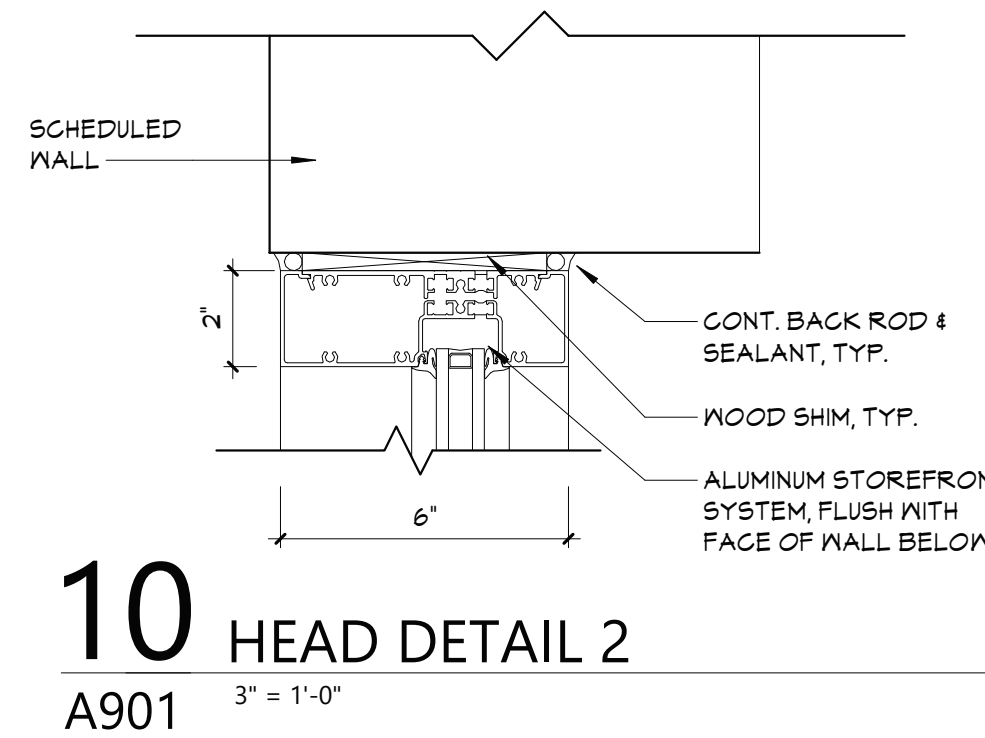
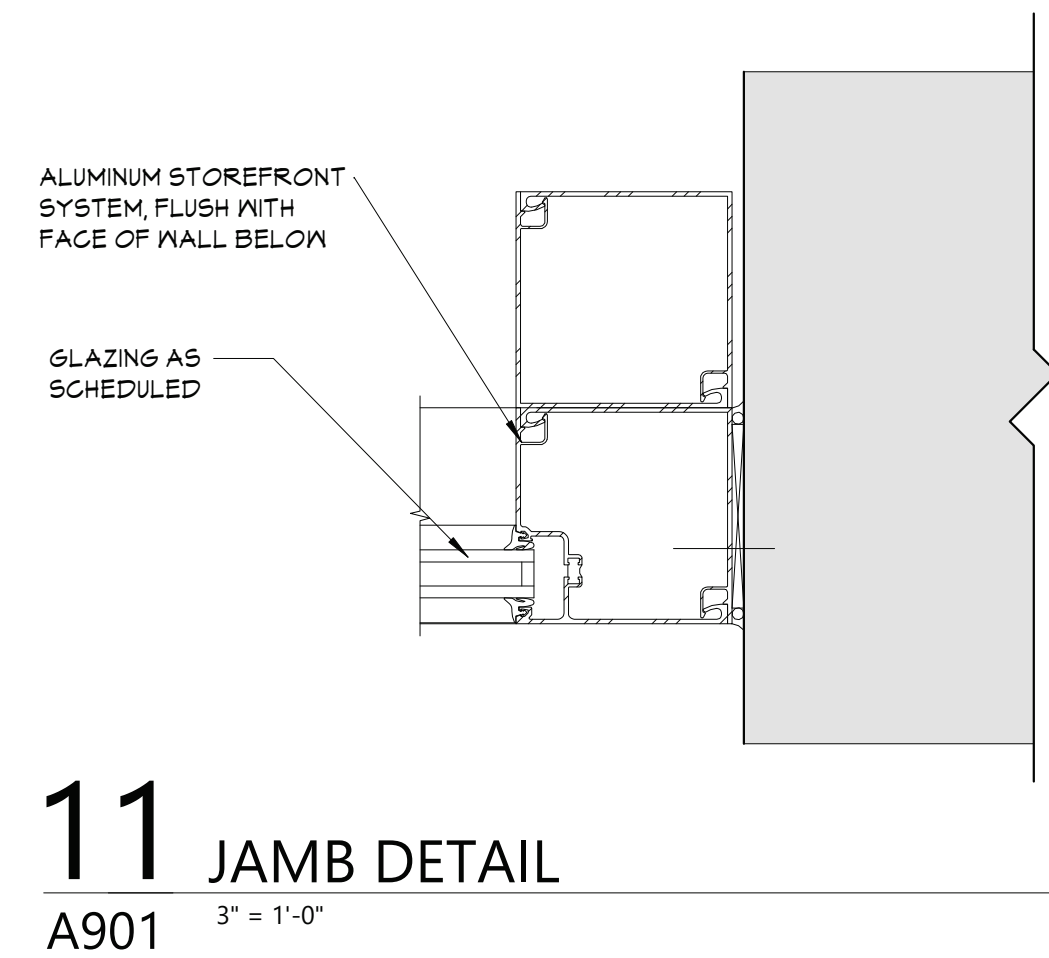
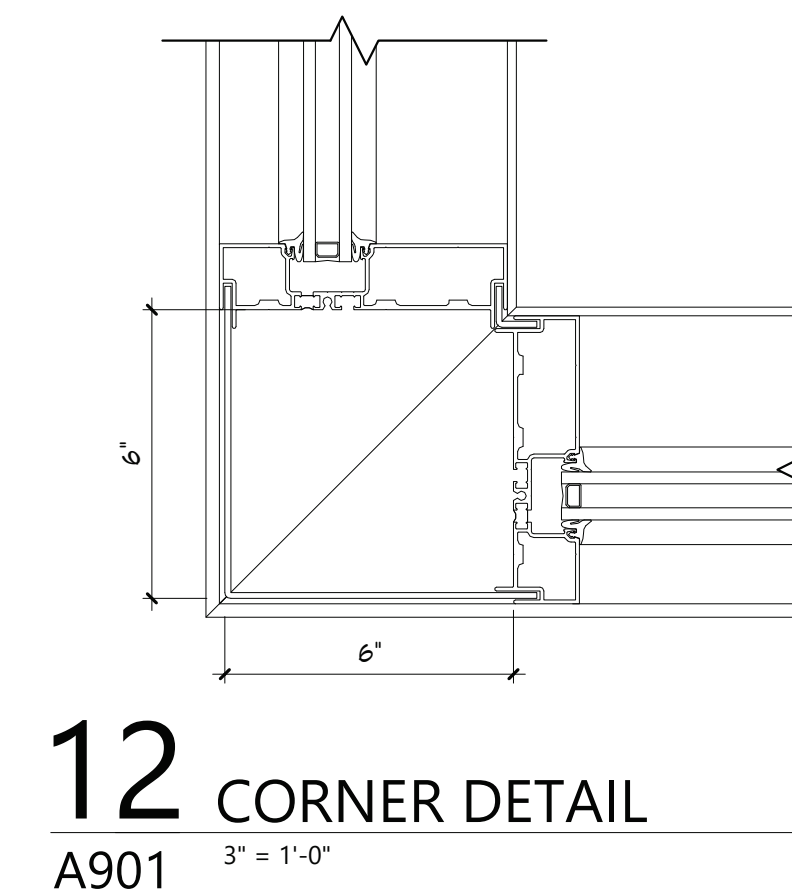
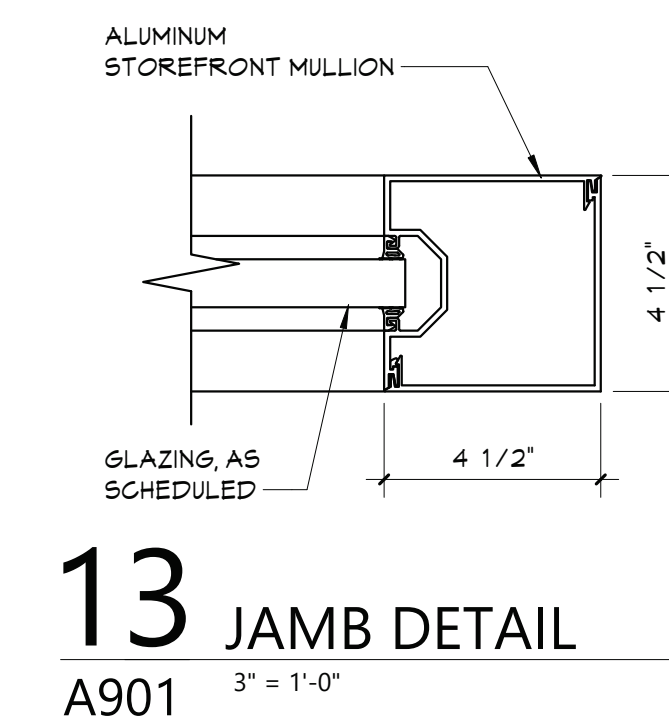
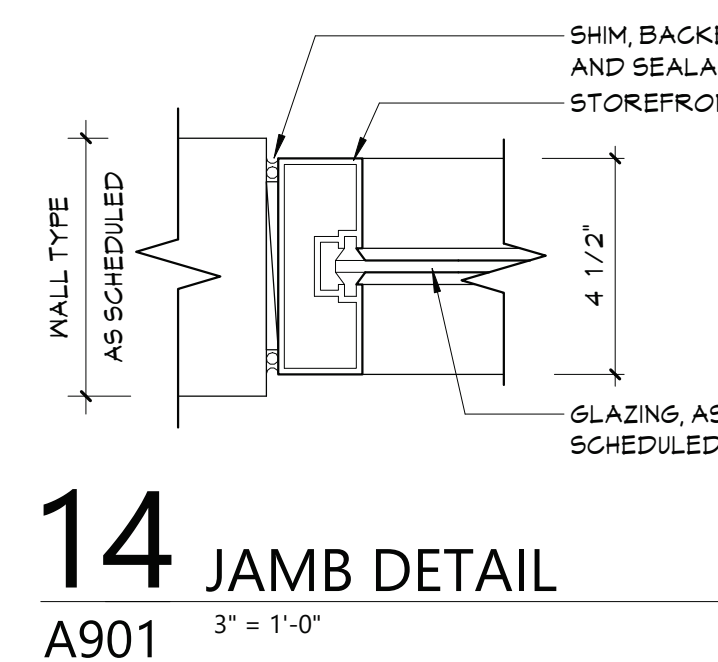
**CONSTRUCTION DOCUMENTS**

CS ARCH





DOOR SCHEDULE																				
DOOR NUMBER	QUANTITY	DOOR										FRAME		LABEL (MIN)	GLAZING	HARDWARE	MAG HOLD-OPEN	ACCESS CONTROL	REMARKS	DOOR NUMBER
		FROM				TO			WIDTH	HEIGHT	THICKNESS	TYPE	MATERIAL							
001	285	VESTIBULE						3' - 0"	7' - 0"	1 3/4"	DG	ANOD	ANOD	ANOD	ANOD	ANOD	7	HW1		001
002	287	VESTIBULE						3' - 0"	7' - 0"	1 3/4"	DG	ANOD	ANOD	ANOD	ANOD	ANOD	7	HW3		002
003	287	VESTIBULE						3' - 0"	7' - 0"	1 3/4"	DG	ANOD	ANOD	ANOD	ANOD	ANOD	7	HW2		003
004	C111	CORRIDOR		287	VESTIBULE			3' - 0"	7' - 0"	1 3/4"	DG	ANOD	ANOD	ANOD	ANOD	ANOD	4	HW2		004
005	C111	CORRIDOR		287	VESTIBULE			3' - 0"	7' - 0"	1 3/4"	DG	ANOD	ANOD	ANOD	ANOD	ANOD	4	HW3		005
006	C111	CORRIDOR		285	VESTIBULE			3' - 0"	7' - 0"	1 3/4"	DG	ANOD	ANOD	ANOD	ANOD	ANOD	4	HW1		006
007	285	VESTIBULE		284	RECEPTION			3' - 0"	7' - 0"	1 3/4"	F	ANOD	ANOD	ANOD	ANOD	ANOD	20	HW4		007
008	1	C111	CORRIDOR	284	RECEPTION			3' - 0"	7' - 0"	1 3/4"	N	WD	FF	HM	PT	20	2	HW6	4" FRAME HEAD	008
009	C111	CORRIDOR		286	SECURITY OFF.			3' - 0"	7' - 0"	1 3/4"	DG	ANOD	ANOD	ANOD	ANOD	ANOD	4	HW5		009



- ## DOOR LITE, GLAZING & PANEL TYPES

- ① INSULATED GLAZING UNIT (IGU)
- ② FIRE-PROTECTION-RATED GLAZING.  
MATCH RATINGS OF OPENING, EXISTING  
CORRIDOR WALLS ARE PRESUMED 1-HOUR  
RATING, (I.N.O. (FR))
- ③ INSULATED SECURITY GLAZING UNIT (ISA)
- ④ SECURITY GLAZING (BA)
- ⑤ FIRE-PROTECTION-RATED SECURITY GLAZING.  
RATING BASED ON WALL OR DOOR RATING  
(FRBA)
- ⑥ INSULATED LAMINATED/TEMPERED GLASS  
(EXTERIOR)
- ⑦ SECURITY FILM ON INSULATED GLAZING UNIT
- ⑧ LAMINATED GLASS (LM)
- ⑨ SAFETY GLAZING (ISG)
- ⑩ FIRE-PROTECTION-RATED INSULATED GLAZING  
UNIT (FGGL)

- ## LEGEND

- STOREFRONT LABEL

- WINDOW TAG

- STOREFRONT NOTES

- 1) GLAZING SYSTEMS TO BE FIRE RATED TO MATCH FIRE RATING OF SCHEDULED DOORS. REFER TO DOOR SCHEDULE FOR FIRE RATINGS.
- 2) STOREFRONT FRAMING SYSTEM TO BE FIRE RATED TO MATCH FIRE RATING OF SCHEDULED GLAZING SYSTEMS. REFER TO STOREFRONT ELEVATIONS FOR GLAZING TYPES.



# VALLEY CENTRAL SCHOOL DISTRICT

## VALLEY CENTRAL MIDDLE SCHOOL

### 2023 CAPITAL PROJECT - PHASE 1

ISSUED FOR BID: 10/18/24

CSARCH - ARCHITECTS  
BLAKE ENGINEERING, PLLC - M.E.P. ENGINEERS  
PASSERO ASSOCIATES - SITE/CIVIL AND STRUCTURAL ENGINEERS  
AECC ENVIRONMENTAL CONSULTING - HAZARDOUS MATERIALS DESIGNERS

STATE EDUCATION DEPARTMENT PROJECT CONTROL NUMBER:  
2023 CAPITAL PROJECT - PHASE 1 44-13-01-06-0-016-023  
THE DESIGN OF THIS PROJECT CONFORMS TO APPLICABLE PROVISIONS OF THE NEW YORK STATE UNIFORM FIRE PREVENTION AND BUILDING CODE, THE NEW YORK STATE ENERGY CONSERVATION CONSTRUCTION CODE, AND THE MANUAL OF PLANNING STANDARDS OF THE NEW YORK STATE EDUCATION DEPARTMENT.

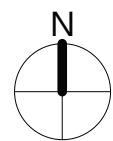
CSArch PROJECT NO. 187-2302.01



Valley Central Middle School  
1175 NY-17K  
Montgomery, NY 12549

VICINITY MAP

NTS



DRAWING LIST	
<b>GENERAL DRAWINGS</b>	
VCMS G000	COVER & SHEET INDEX
VCMS G001	SYMBOLS, ABBREVIATIONS, MISC. AND PARTITION TYPES
VCMS G111	OVERALL FLOOR PLAN - FIRST FLOOR
<b>LIFE SAFETY DRAWINGS</b>	
VCMS LS101	LIFE SAFETY PLANS
VCMS LS102	SMOKE ZONE PLANS
<b>HAZARDOUS MATERIALS DRAWINGS</b>	
VCMS AA100	ASBESTOS ABATEMENT FIRST FLOOR AREA A
<b>ARCHITECTURAL DEMOLITION DRAWINGS</b>	
VCMS AD111	ENLARGED REMOVAL PLAN - FIRST FLOOR - AREA A
<b>ARCHITECTURAL DRAWINGS</b>	
VCMS A111	ENLARGED FLOOR PLANS AND SECTION - AREA A
VCMS A201	EXTERIOR ELEVATIONS
VCMS A202	EXTERIOR ELEVATIONS
VCMS A811	REFLECTED CEILING PLAN - FIRST FLOOR - AREA A
VCMS A901	DOOR, WINDOW, & STOREFRONT DETAILS
<b>ARCHITECTURAL FINISH DRAWINGS</b>	
VCMS AF001	SIGNAGE TYPES AND SCHEDULES
<b>MECHANICAL GENERAL DRAWINGS</b>	
VCMS M001	MECHANICAL NOTES, LEGENDS, SCHEDULES & DETAILS
<b>MECHANICAL DEMOLITION DRAWINGS</b>	
VCMS MD111	MECHANICAL DEMOLITION PLAN
<b>MECHANICAL DRAWINGS</b>	
VCMS M111	MECHANICAL PLAN
<b>ELECTRICAL GENERAL DRAWINGS</b>	
VCMS E001	ELECTRICAL NOTES, LEGENDS, & SCHEDULES
<b>ELECTRICAL DEMOLITION DRAWINGS</b>	
VCMS ED111	ELECTRICAL DEMOLITION PLAN
<b>ELECTRICAL DRAWINGS</b>	
VCMS E111	ELECTRICAL PLAN



EXPIRATION DATE: 02/28/2025



1. CONTRACTOR TO PROTECT THEIR EMPLOYEES WITH ADEQUATE PERSONAL PROTECTIVE EQUIPMENT AT ALL TIMES WHEN PERFORMING WORK ON THIS PROJECT.
2. DISTRICT TO PROVIDE A WATER SUPPLY AND AN ELECTRICAL POWER SOURCE ON THIS PROJECT TO CONDUCT ALL ACTIVITIES. CONTRACTOR TO PROVIDE ALL INTERCONNECTS FOR WATER/POWER AND TO ENSURE THAT ALL TEMPORARY WATER/POWER SOURCES ARE PROPERLY INSTALLED BY A LICENSED PLUMBER/ELECTRICIAN.
3. CONTRACTOR'S EMPLOYEES SHALL WEAR PROTECTIVE SUITS AND HALF-FACE RESPIRATORS (AT A MINIMUM) AT ALL TIMES, REGARDLESS OF ANY NEGATIVE EXPOSURE ASSESSMENT REPORTS / DATA.

- CONTRACTOR SHALL OBSERVE ALL FEDERAL, STATE, AND LOCAL REGULATIONS GOVERNING ASBESTOS ABATEMENT.
2. ASBESTOS ABATEMENT PROCEDURES SHALL BE CONDUCTED IN A MANNER CONSISTENT WITH PROJECT SPECIFICATION 02823C.
3. THE SCOPE OF ABATEMENT WORK INVOLVES THE REMOVAL OF ASBESTOS-CONTAINING MATERIALS FROM THE AREAS INDICATED ON THE 44 SERIES DRAWINGS.
4. THE CONTRACTOR ASSUMES THE RESPONSIBILITY FOR THE MEANS AND METHODS UTILIZED TO COMPLETE THE PROJECT IN A TIMELY, PROFESSIONAL, LEGAL, AND SAFE MANNER.
5. THE CONTRACTOR ACKNOWLEDGES THAT THE PROVIDED DRAWINGS MAY NOT BE TO SCALE. IT IS THE RESPONSIBILITY OF THE CONTRACTOR TO CONDUCT A PRE-BID WALKTHROUGH AND SATISFY THEMSELVES OF THE QUANTITIES OF ASBESTOS-CONTAINING MATERIALS, FIBROUS GLASS ASBESTOS-CONTAINING MATERIALS, AND OTHERS. THEY SHALL BE CONTRACTUALLY OBLIGATED TO HANDLE AND DISPOSE OF ON THIS PROJECT.
6. DECONTAMINATION ENCLOSURES SHALL BE CONSTRUCTED IN ACCORDANCE WITH THE REQUIREMENTS OF NYSOD ICR 56. THE LOCATIONS OF THESE ENCLOSURES, STAGING AREAS, WASTE DUMPSTERS / TRAILERS / VEHICLES, POWER AND WATER SOURCES SHALL BE IDENTIFIED TO DISTRICT REPRESENTATIVES AND THE PROJECT DESIGNER SEVENTY-TWO (72) HOURS PRIOR TO THE COMMENCEMENT OF ABATEMENT ACTIVITIES. IF THE CONTRACTOR ACCEPTS THAT DISTRICT REPRESENTATIVES AND/OR THE PROJECT DESIGNER MAY MODIFY THIS PLAN FOR ANY REASON DEEMED NECESSARY, THE CONTRACTOR MAY NOT PROCEED WITH ABATEMENT ACTIVITIES UNTIL THEY HAVE THE APPROVAL OF DISTRICT REPRESENTATIVES AND THE PROJECT DESIGNER.
7. THE DISTRICT (OR THEIR DESIGNATED PERSONNEL) SHALL BE RESPONSIBLE FOR HIRING THE PROJECT MONITORING FIRM ON THIS PROJECT. THE CONTRACTOR SHALL RECOGNIZE THE SELECTED FIRM'S PERSONNEL AS THE BUILDING OWNER'S REPRESENTATIVE. THE CONTRACTOR SHALL BE RESPONSIBLE FOR THE COLLECTION OF PERSONAL AIR SAMPLES FOR THEIR EMPLOYEES DURING THIS PROJECT.
8. CONTRACTOR SHALL COORDINATE AND SCHEDULE ALL WORK WITH DISTRICT REPRESENTATIVES AND THE MONITORING FIRM.



NURS  
300

$$1/2^* = 1'-0^*$$

ASBESTOS-CONTAINING TEXTURED CEILING SYSTEM  
TO BE REMOVED (APPROX. 150 SF)



Asbestos & Environmental  
Consulting Corporation  
6308 Fly Road  
East Syracuse, NY 13057  
Phone: (315) 432-9400  
Fax: (315) 432-9405  
[www.aeccgroupp.com](http://www.aeccgroupp.com)

VALLEY CENTRAL SCHOOL DISTRICT  
VALLEY CENTRAL MIDDLE SCHOOL  
2023 CAPITAL PROJECT - PHASE 1

DATE	DESCRIPTION
Born By:	WF
Died By:	BB
i. #:	44-13-01-06-0-015-033
Arch Proj. #:	187-2302.01
ed for Bid:	10/18/24

et Title

ASBESTOS  
ABATEMENT  
FIRST FLOOR  
AREA A

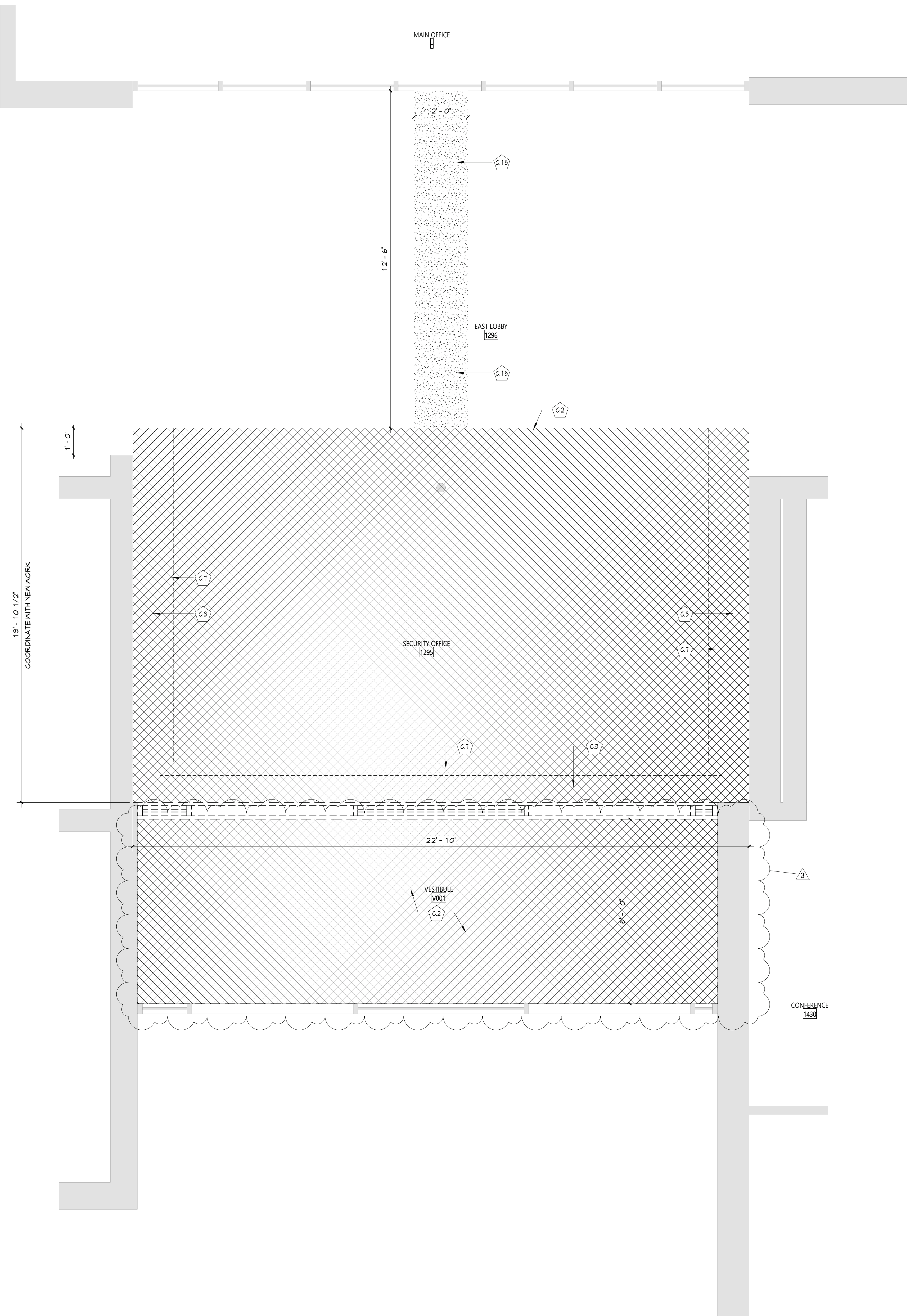
et No. VCMS  
AA100

INSTRUCTION DOCUMENTS

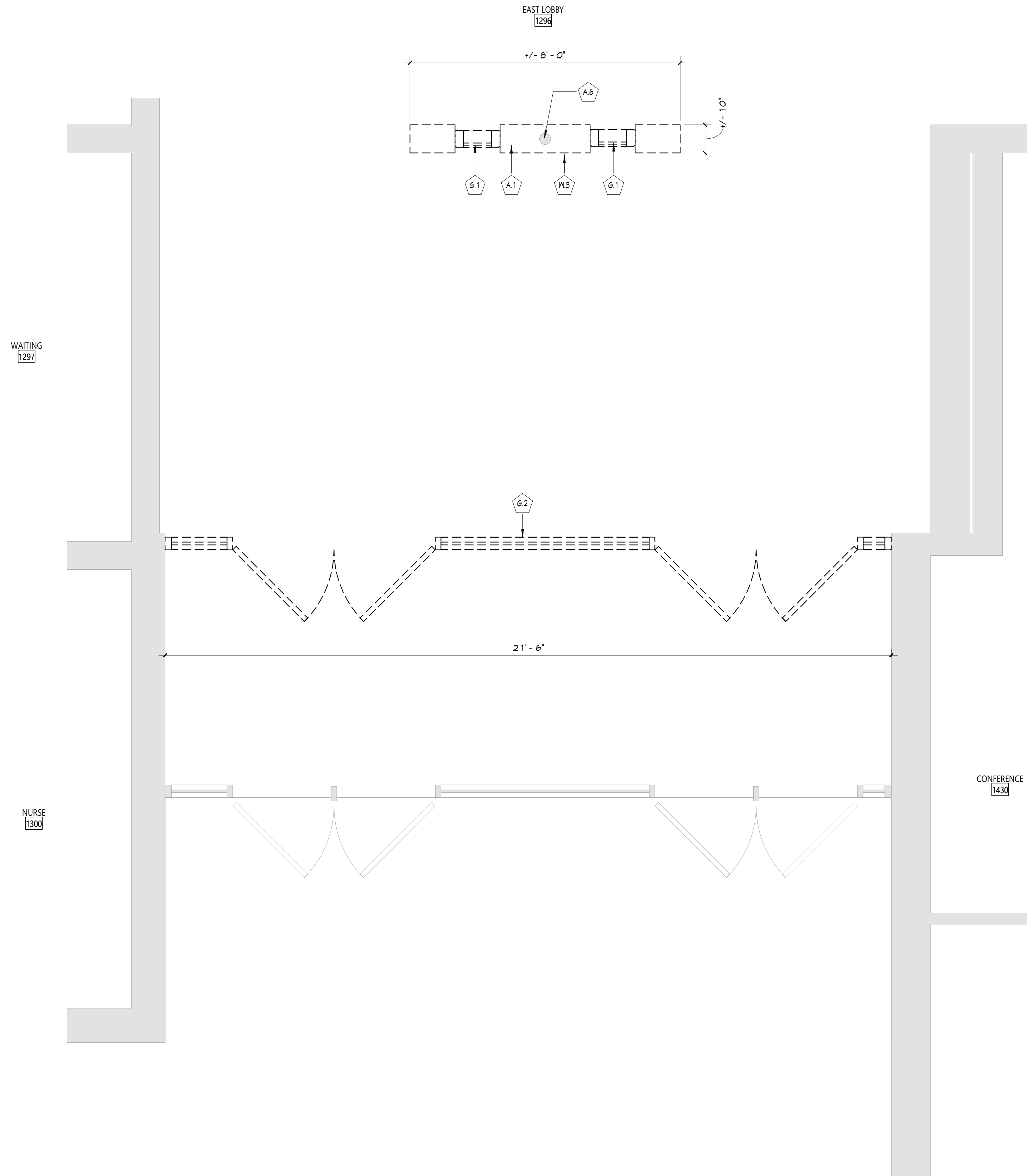
INSTRUCTION DOCUMENTS



C:\Users\jmliller\Documents\187-2302.01 VCSD\VCMS\_dmliller\303.rvt



**2** AREA A - PARTIAL FIRST FLOOR REMOVAL RCP  
AD111 1/2" = 1'-0"

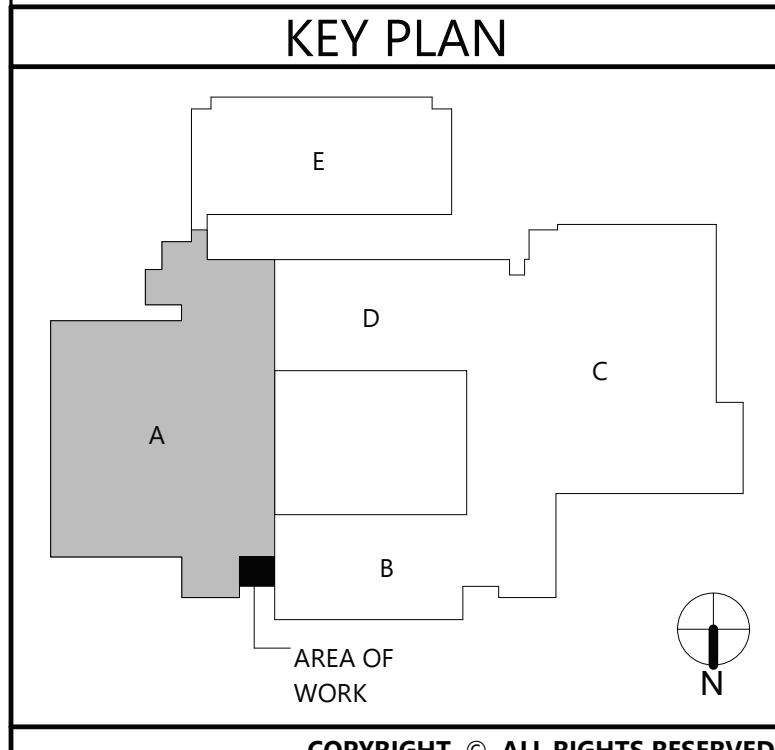


**1** AREA A - PARTIAL FIRST FLOOR REMOVAL PLAN  
AD111 1/2" = 1'-0"

- ### GENERAL NOTES
- COORDINATE ALL REMOVALS WITH NEW CONSTRUCTION.
  - PATCH AND REPLACE EXISTING AND NEWLY CREATED HOLES IN WALLS (DUE TO REMOVAL) WITH MATERIALS TO MATCH EXISTING CONSTRUCTION.
  - SALVAGED ITEMS SHALL BE TURNED OVER TO OWNER, UNO.
  - ALL KEYED REMOVALS SHALL INCLUDE REMOVAL OF ANY AND ALL ANCHORING SYSTEMS INCLUDING OBJECTS EMBEDDED INTO EXISTING WALLS.
  - REFER TO ASBESTOS AND MEP DRAWINGS FOR ADDITIONAL REMOVAL INFORMATION.
  - PROVIDE TEMPORARY SHORING AS NECESSARY AT ALL AREAS OF WALL REMOVAL AND NEW WALL PENETRATIONS.
  - DRILL CORNERS OF ALL NEW SANGUIT OPENING PRIOR TO SANGUITTING, TO PREVENT CUTTING INTO SCHEDULED CONSTRUCTION TO REMAIN.

### DEMOLITION KEYNOTES

#	Description
A.1	REMOVE WALL MOUNTED EQUIPMENT, INCLUDING ALL WHITEBOARDS, TACKBOARDS, PROJECTION SCREENS, AND MAP ROLLS. REFER TO ELECTRICAL DRAWINGS FOR ADDITIONAL REMOVALS.
A.6	EXISTING COLUMN TO REMAIN, PROTECT DURING CONSTRUCTION.
G.2	REMOVE EXISTING PLASTER CEILING SYSTEM IN ITS ENTIRETY, INCLUDING ALL FRAMING AND FASTENERS. REFER TO ELECTRICAL AND MECHANICAL DRAWINGS FOR EQUIPMENT REMOVALS.
G.3	REMOVE EXISTING SOFFIT SYSTEM IN ITS ENTIRETY.
G.7	REMOVE EXISTING WOOD TRIM AND RETAIN FOR REINSTALLATION.
C.16	REMOVE PORTION OF EXISTING GNB/PLASTER CEILING TO ACCOMMODATE MECHANICAL WORK.
G.1	REMOVE WINDOW UNIT SYSTEM IN ITS ENTIRETY, INCLUDING ALL METAL SILL FLASHING, FLASHINGS, AND FASTENERS.
G.2	REMOVE STOREFRONT SYSTEM IN ITS ENTIRETY, INCLUDING ALL SILLS, FLASHING, AND FASTENERS.
PL.3	REMOVE STUD PARTITION IN ITS ENTIRETY.



19 Front St. Newburgh, New York 12550-7601  
845.561.3379 www.csarchitect.com

CSARCH

Consultant

VALLEY CENTRAL SCHOOL DISTRICT  
VALLEY CENTRAL MIDDLE SCHOOL  
2023 CAPITAL PROJECT - PHASE 1

Project Title



REV.	DATE	DESCRIPTION
1	11/16/24	BID ADDENDUM #1

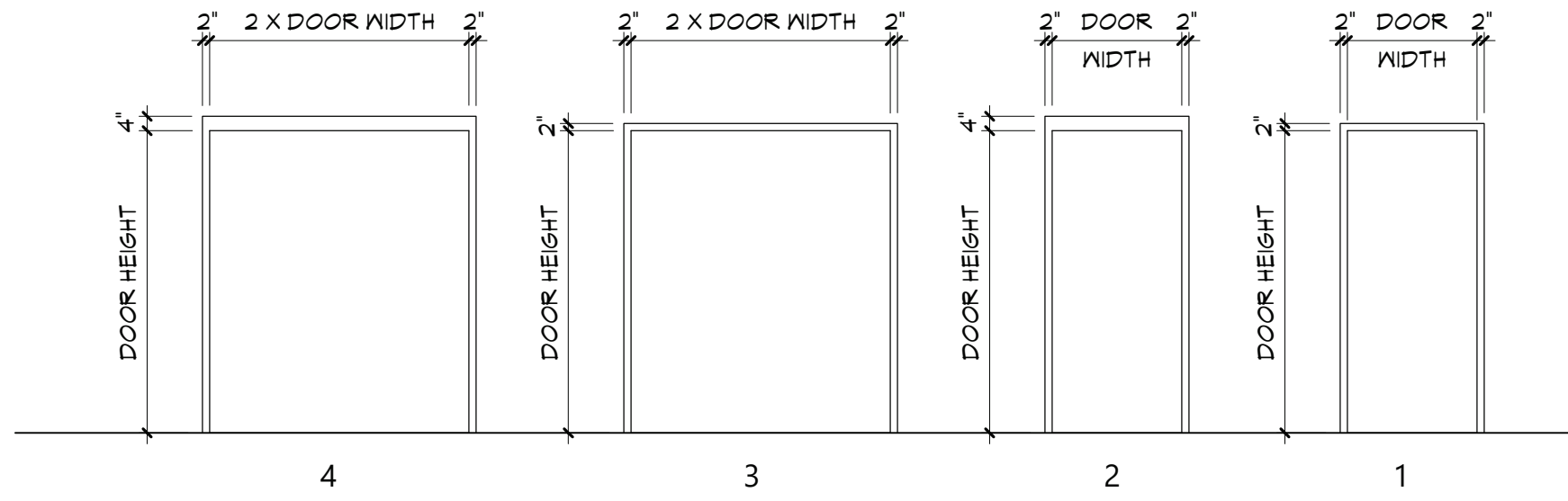
Drawn By: AL  
Checked By: EAB  
Proj. #: 44-13-01-86-0-016-023  
CSArch Proj. #: 187-2302.01  
Issued for Bid: 10/18/24

Sheet Title  
ENLARGED  
REMOVAL  
PLAN - FIRST  
FLOOR - AREA  
A

Sheet No.  
VCMS  
AD111

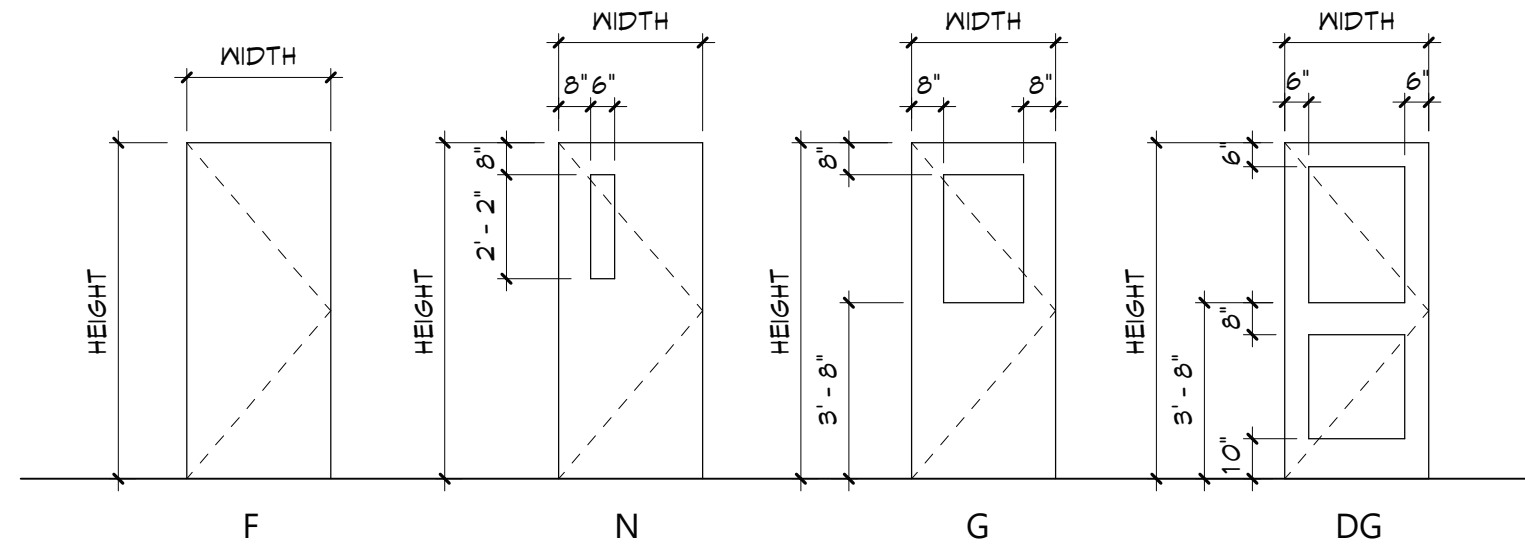
CONSTRUCTION DOCUMENTS





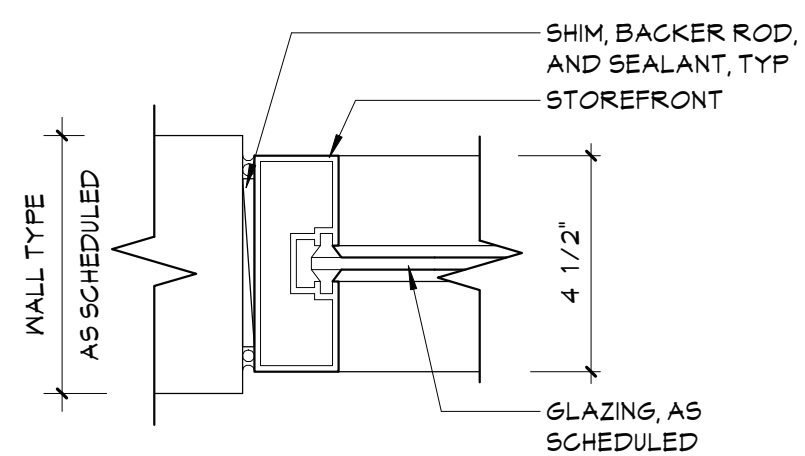
DOOR FRAME TYPES

1/4" = 1'-0"



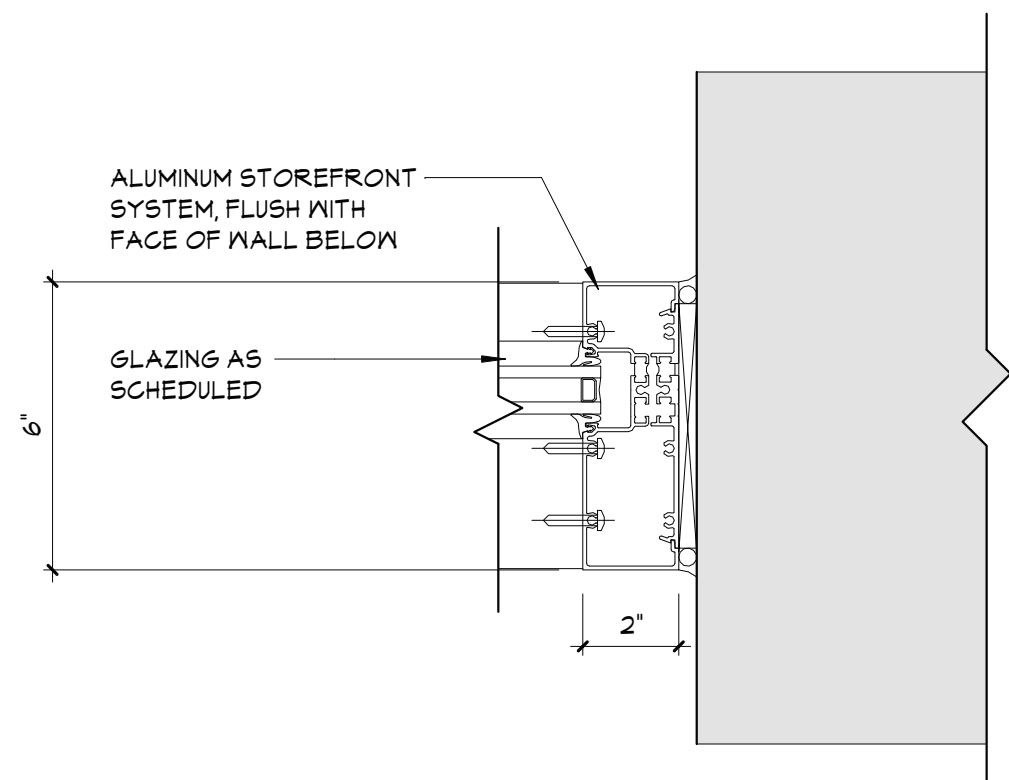
DOOR TYPES

1/4" = 1'-0"



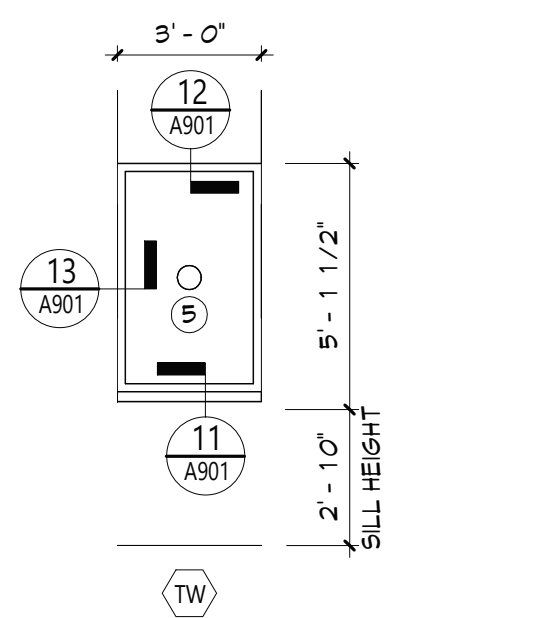
10 JAMB DETAIL

A901



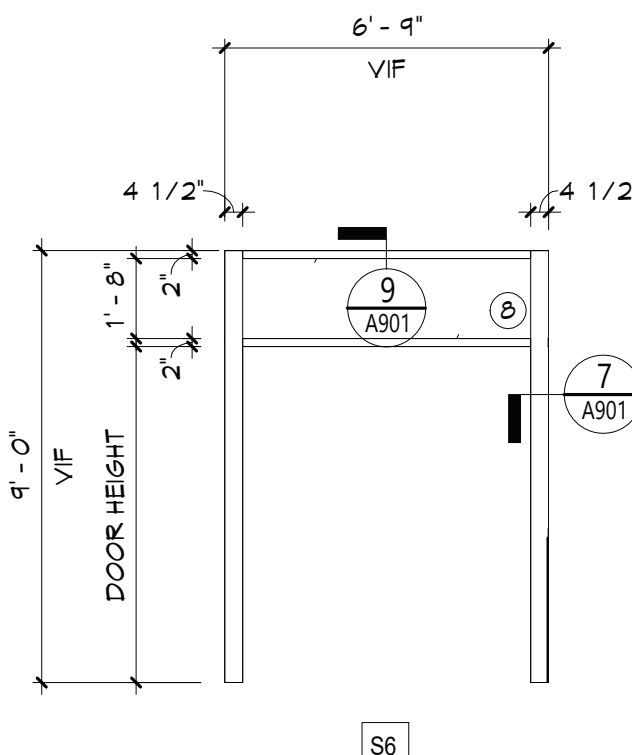
6 JAMB DETAIL

A901



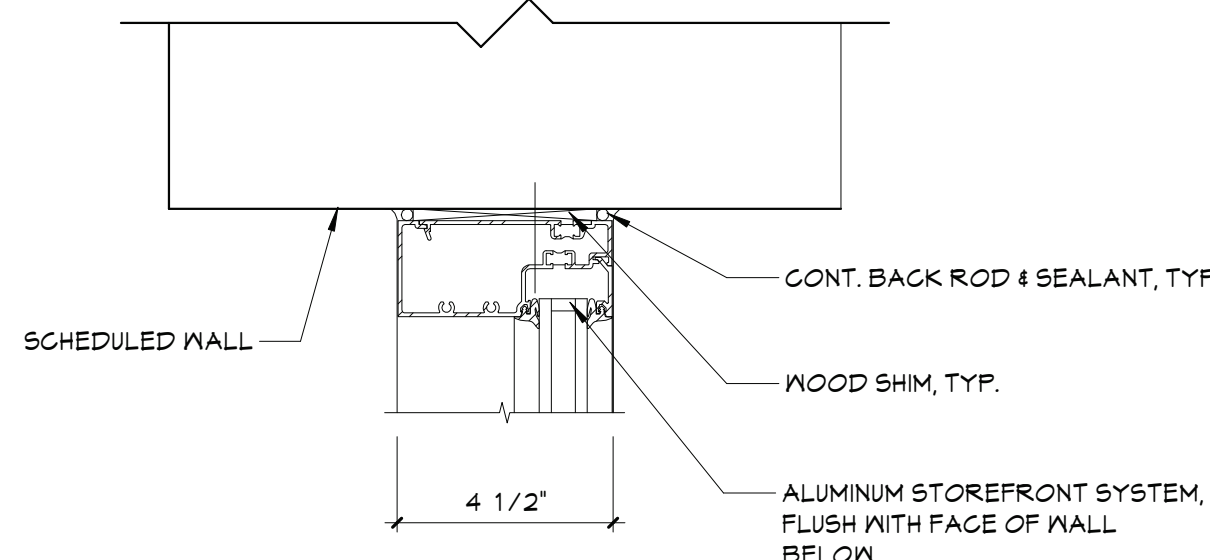
2 TRANSACTION WINDOW

A901



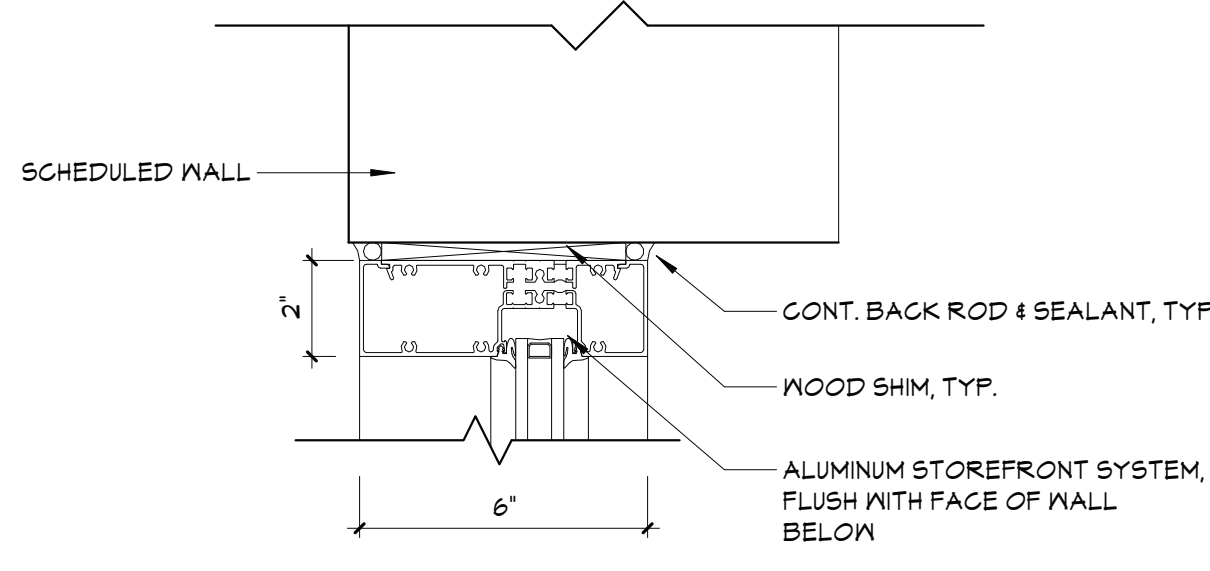
1 STOREFRONT ELEVATION

A901



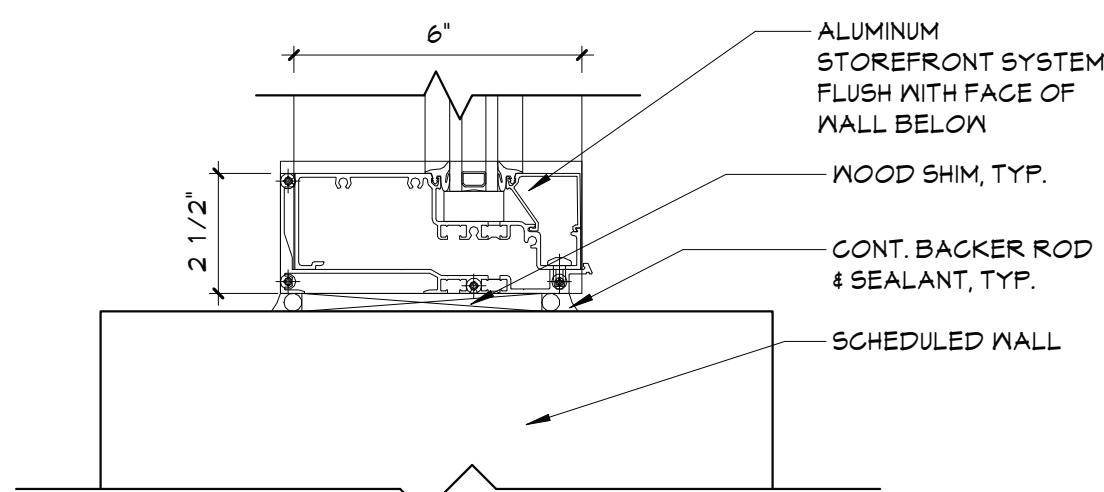
9 HEAD DETAIL

A901



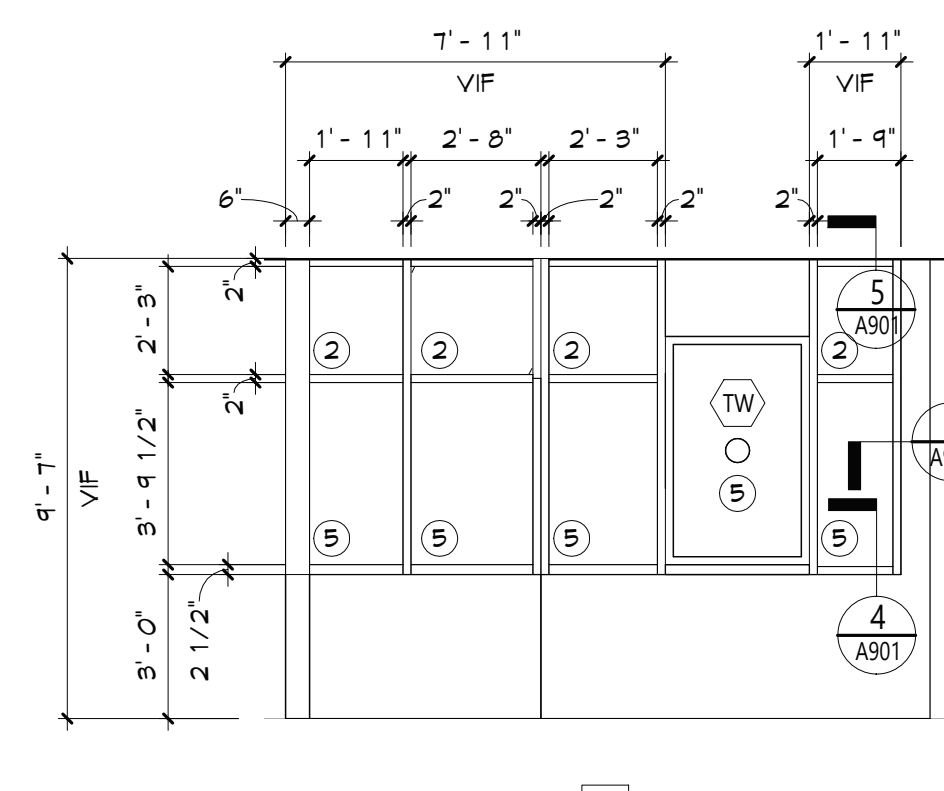
5 HEAD DETAIL

A901

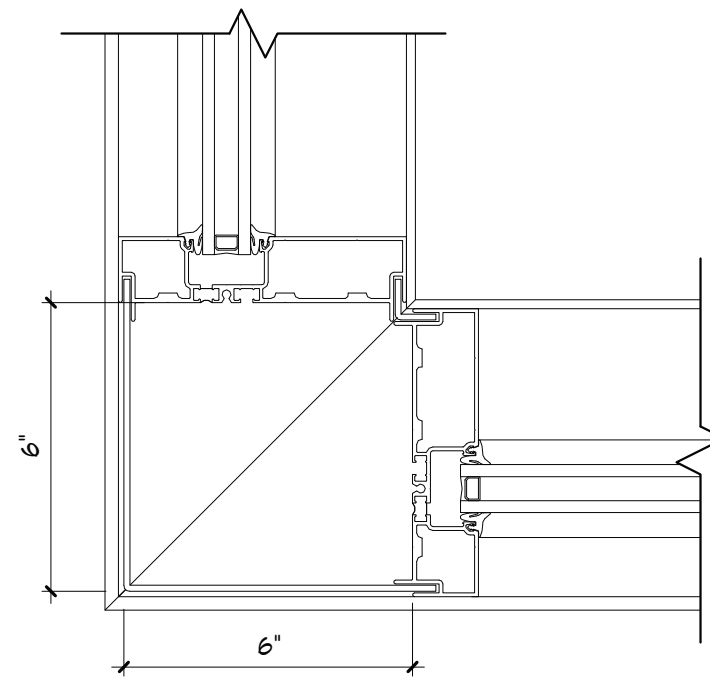


4 SILL DETAIL

A901

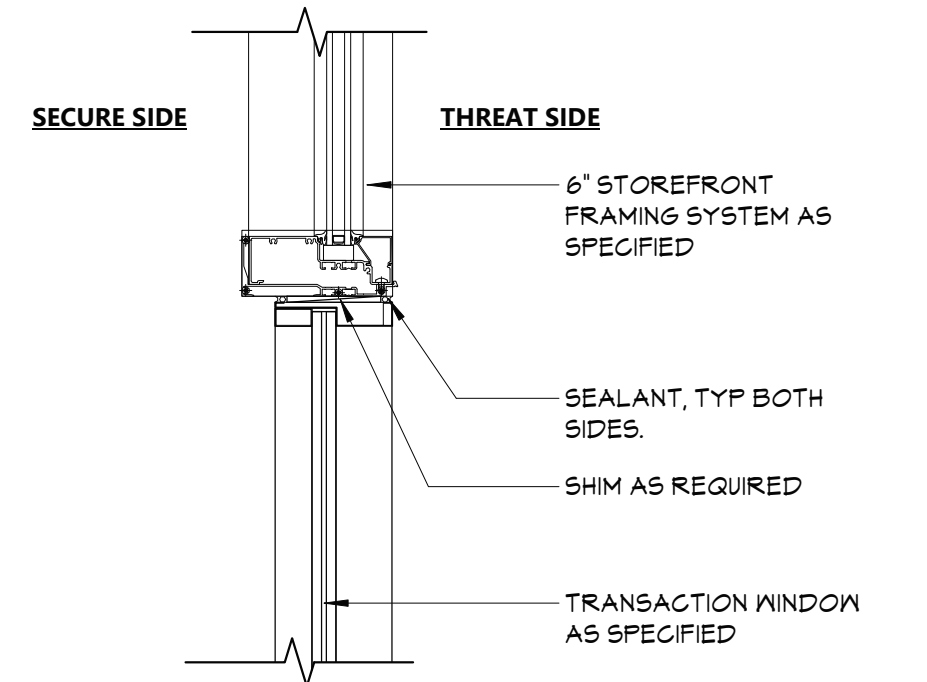


S3



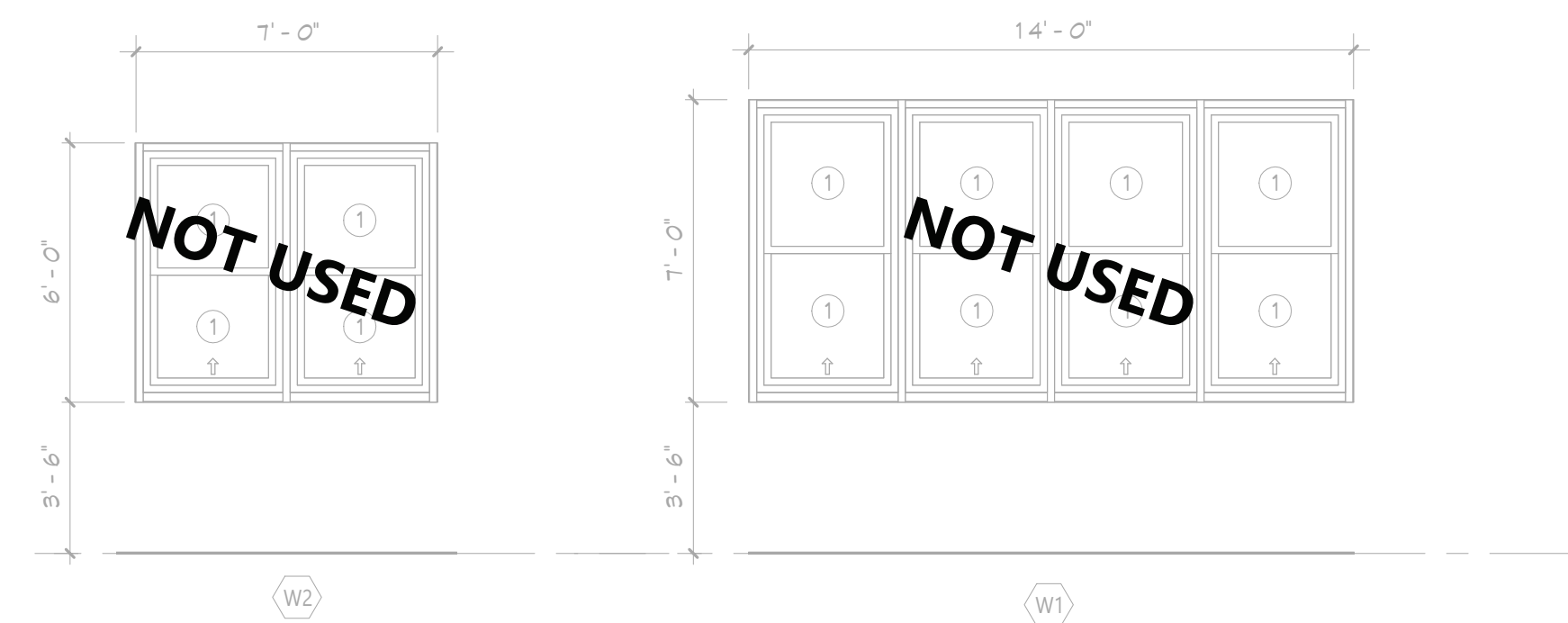
8 CONOR MULLION

A901



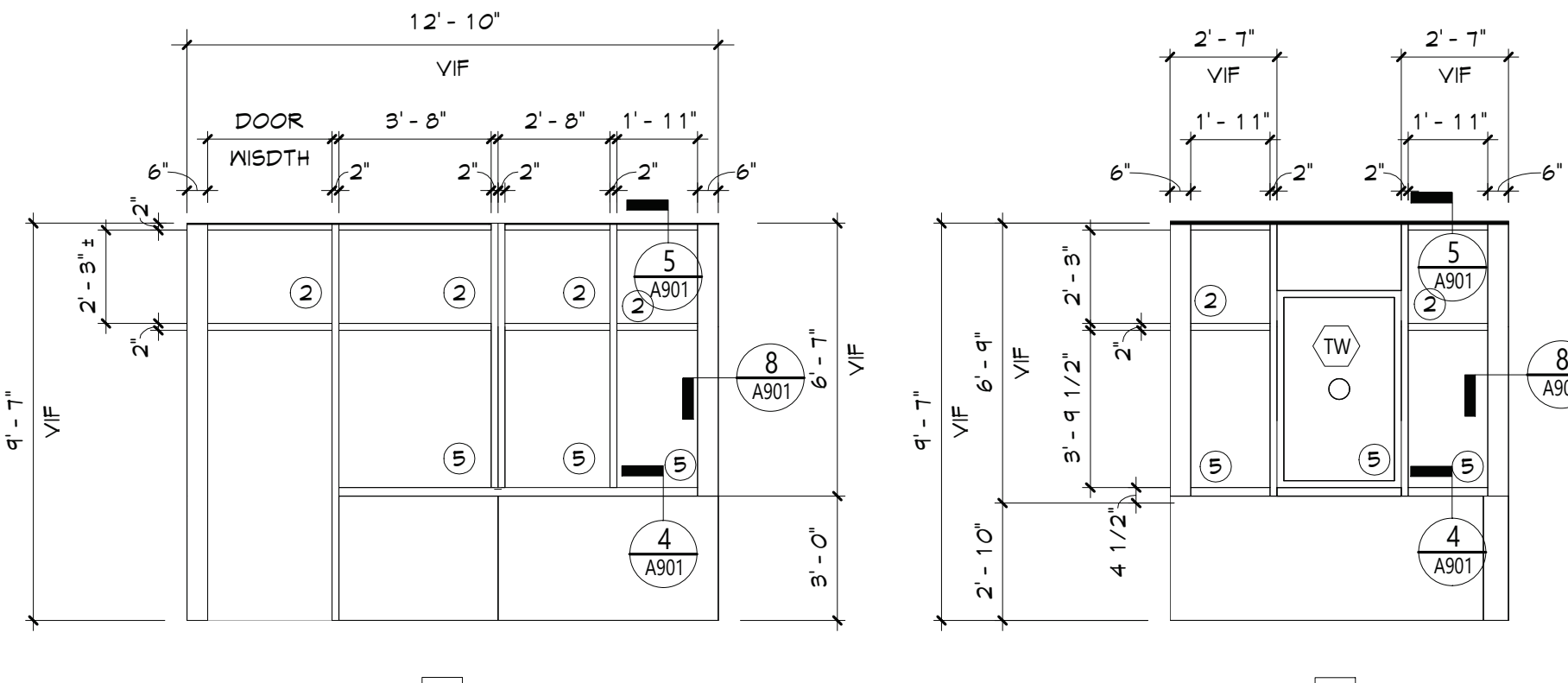
12 HEAD DETAIL - SECURITY WINDOW

A901

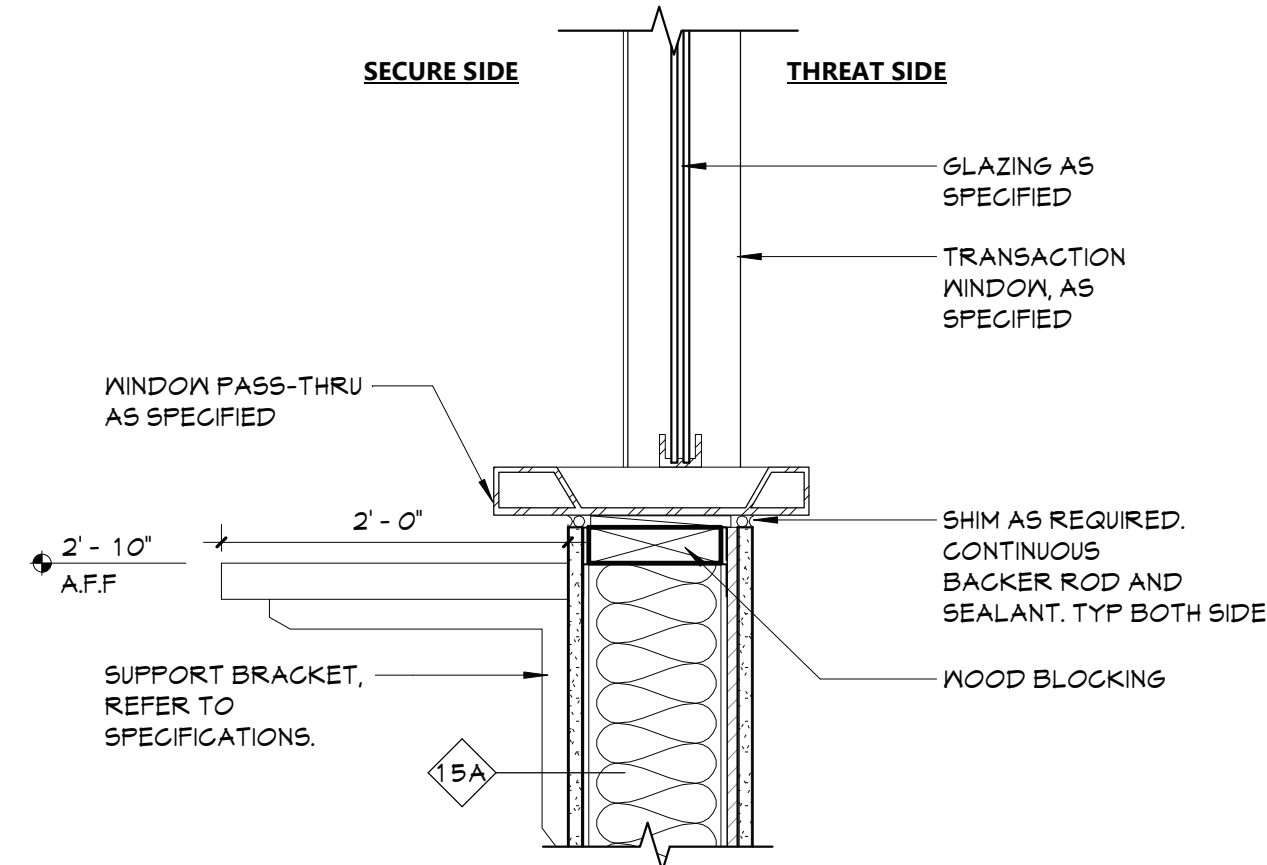


3 WINDOW ELEVATION

A901

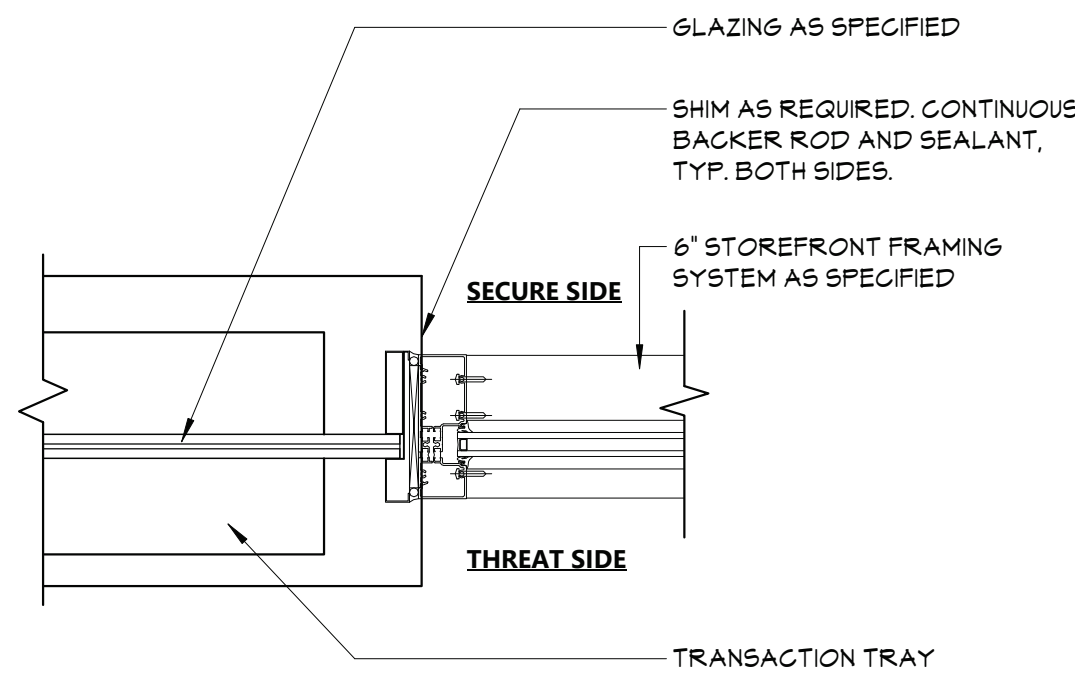


S2



11 SILL DETAIL - SECURITY WINDOW

A901



13 JAMB DETAIL - SECURITY WINDOW

A901

DOOR SCHEDULE																					
DOOR NUMBER	DOOR																	FRAME		REMARKS	DOOR NUMBER
	QUANTITY	FROM	TO	WIDTH	HEIGHT	THICKNESS	TYPE	MATERIAL	FINISH	MATERIAL	FINISH	LABEL (MIN)	GLAZING	HARDWARE	MAG HOLD-OPEN	ACCESS CONTROL					
001	PR		1296	EAST LOBBY	3' - 0"	7' - 0"	1 3/4"	DG	ALUM	ANOD	ALUM	ANOD	4	HW2					001		
002	PR	1296	V001	VESTIBULE	3' - 0"	7' - 0"	1 3/4"	DG	ALUM	ANOD	ALUM	ANOD	4	HW1					002		
003		1295		SECURITY OFFICE	1296	EAST LOBBY	3' - 0"	7' - 0"	1 3/4"	DG	ALUM	ANOD	4	HW5					003		

DOOR LITE, GLAZING & PANEL TYPES

- INSULATED GLAZING UNIT (IGU)
- FIRE-PROTECTION-RATED GLAZING. MATCH RATING OF OPENING EXISTING. CORRIDOR WALLS ARE PRESUMED 1-HOUR RATED, U.N.O. (FR)
- INSULATED SECURITY GLAZING UNIT (ISA)
- SECURITY GLAZING (BA)
- FIRE-PROTECTION-RATED SECURITY GLAZING. RATING BASED ON MALL OR DOOR RATING (FRBA)
- INSULATED LAMINATED/TEMPERED GLASS (EXTERIOR)
- SECURITY FILM ON INSULATED GLAZING UNIT
- LAMINATED GLASS (LM)
- SAFETY GLAZING (ISG)
- FIRE-PROTECTION RATED INSULATED GLAZING UNIT (FGGL)

LEGEND

- SH STOREFRONT LABEL
- X WINDOW TAG

STOREFRONT NOTES

- GLAZING SYSTEMS TO BE FIRE RATED TO MATCH FIRE RATING OF SCHEDULED DOORS. REFER TO DOOR SCHEDULE FOR FIRE RATINGS.
- STOREFRONT FRAMING SYSTEM TO BE FIRE RATED TO MATCH FIRE RATINGS OF SCHEDULED GLAZING SYSTEMS. REFER TO STOREFRONT ELEVATIONS FOR GLAZING TYPES.

19 From St. Newburgh - New York 12550-7601  
845-561-3179 www.csarch.com

Consultant

VALLEY CENTRAL SCHOOL DISTRICT  
VALLEY CENTRAL MIDDLE SCHOOL  
2023 CAPITAL PROJECT - PHASE 1

Project Title



EXPIRATION DATE: 02/28/2025

NO.	DATE	DESCRIPTION
1	11/16/24	RID ADDENDUM #1
2	11/16/24	RID ADDENDUM #2
3	11/16/24	RID ADDENDUM #3

Drawn By:	AL
Checked By:	EAB
Proj. #:	44-13-01-85-016-023
CSArch Proj. #:	187-2302.01
Issued for Bid:	10/18/24

Sheet Title

DOOR,  
WINDOW, &  
STOREFRONT  
DETAILS

Sheet No.

VCMS  
A901

CONSTRUCTION DOCUMENTS

COPYRIGHT © ALL RIGHTS RESERVED




# VALLEY CENTRAL SCHOOL DISTRICT WALDEN ELEMENTARY SCHOOL 2023 CAPITAL PROJECT - PHASE 1

ISSUED FOR BID: 10/18/24

CSARCH - ARCHITECTS  
BLAKE ENGINEERING, PLLC - M.E.P. ENGINEERS  
PASSERO ASSOCIATES - SITE/CIVIL AND STRUCTURAL ENGINEERS  
AECC ENVIRONMENTAL CONSULTING - HAZARDOUS MATERIALS DESIGNERS

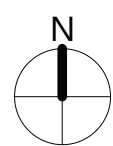
STATE EDUCATION DEPARTMENT PROJECT CONTROL NUMBER:  
2023 CAPITAL PROJECT - PHASE 1 44-13-01-06-0-009-021  
THE DESIGN OF THIS PROJECT CONFORMS TO APPLICABLE PROVISIONS OF THE NEW YORK STATE UNIFORM FIRE PREVENTION AND BUILDING CODE, THE NEW YORK STATE ENERGY CONSERVATION CONSTRUCTION CODE, AND THE MANUAL OF PLANNING STANDARDS OF THE NEW YORK STATE EDUCATION DEPARTMENT.

CSArch PROJECT NO. 187-2302.01



Walden Elementary School  
75 Orchard St  
Walden, NY 12586

VICINITY MAP NTS



DRAWING LIST	
<b>GENERAL DRAWINGS</b>	
WES G000	COVER & SHEET INDEX
WES G001	SYMBOLS, ABBREVIATIONS, AND MISC
WES G111	OVERALL FLOOR PLAN - FIRST FLOOR
WES G121	OVERALL FLOOR PLAN - SECOND FLOOR
<b>LIFE SAFETY DRAWINGS</b>	
WES LS101	LIFE SAFETY PLANS
WES LS102	SMOKE ZONE PLANS
<b>HAZARDOUS MATERIALS DRAWINGS</b>	
WES AA100	ASBESTOS ABATEMENT FIRST FLOOR AREA C
<b>ARCHITECTURAL DEMOLITION DRAWINGS</b>	
WES AD111	REMOVAL PLANS - FIRST & SECOND FLOOR
<b>STRUCTURAL DRAWINGS</b>	
WES S100	STRUCTURAL NOTES, PLANS, AND DETAILS
<b>ARCHITECTURAL DRAWINGS</b>	
WES A111	NEW WORK PLANS - FIRST AND SECOND FLOOR
WES A601	ELEVATIONS AND SECTIONS
WES A651	CASEWORK DETAILS
WES A701	PARTITION TYPES
WES A702	PARTITION TYPES
WES A811	REFLECTED CEILING PLANS, DEMO PLANS, AND DETAILS
WES A901	DOOR, WINDOW, & STOREFRONT DETAILS
<b>ARCHITECTURAL FINISH DRAWINGS</b>	
WES AF001	SIGNAGE TYPES AND SCHEDULE
WES AF111	MATERIAL SCHEDULE, FURNITURE, AND FLOOR FINISH PLANS
<b>PLUMBING GENERAL DRAWINGS</b>	
WES P001	PLUMBING NOTES, SCHEDULE, LEGEND & DETAILS
<b>PLUMBING GENERAL DRAWINGS</b>	
WES P111	PLUMBING PLANS
<b>MECHANICAL GENERAL DRAWINGS</b>	
WES M001	MECHANICAL NOTES, LEGENDS, SCHEDULES & DETAILS
<b>MECHANICAL DEMOLITION DRAWINGS</b>	
WES MD111	MECHANICAL DEMOLITION PLANS
<b>MECHANICAL DRAWINGS</b>	
WES M111	MECHANICAL PLANS
<b>ELECTRICAL GENERAL DRAWINGS</b>	
WES E001	ELECTRICAL NOTES, LEGENDS, SCHEDULES & DETAILS
<b>ELECTRICAL DEMOLITION DRAWINGS</b>	
WES ED111	ELECTRICAL DEMOLITION PLANS
<b>ELECTRICAL DRAWINGS</b>	
WES E111	ELECTRICAL PLANS

ADD ALTERNATE ALT-GAC-1-01-001



EXPIRATION DATE: 02/28/2025

VOLUME 7 OF 8

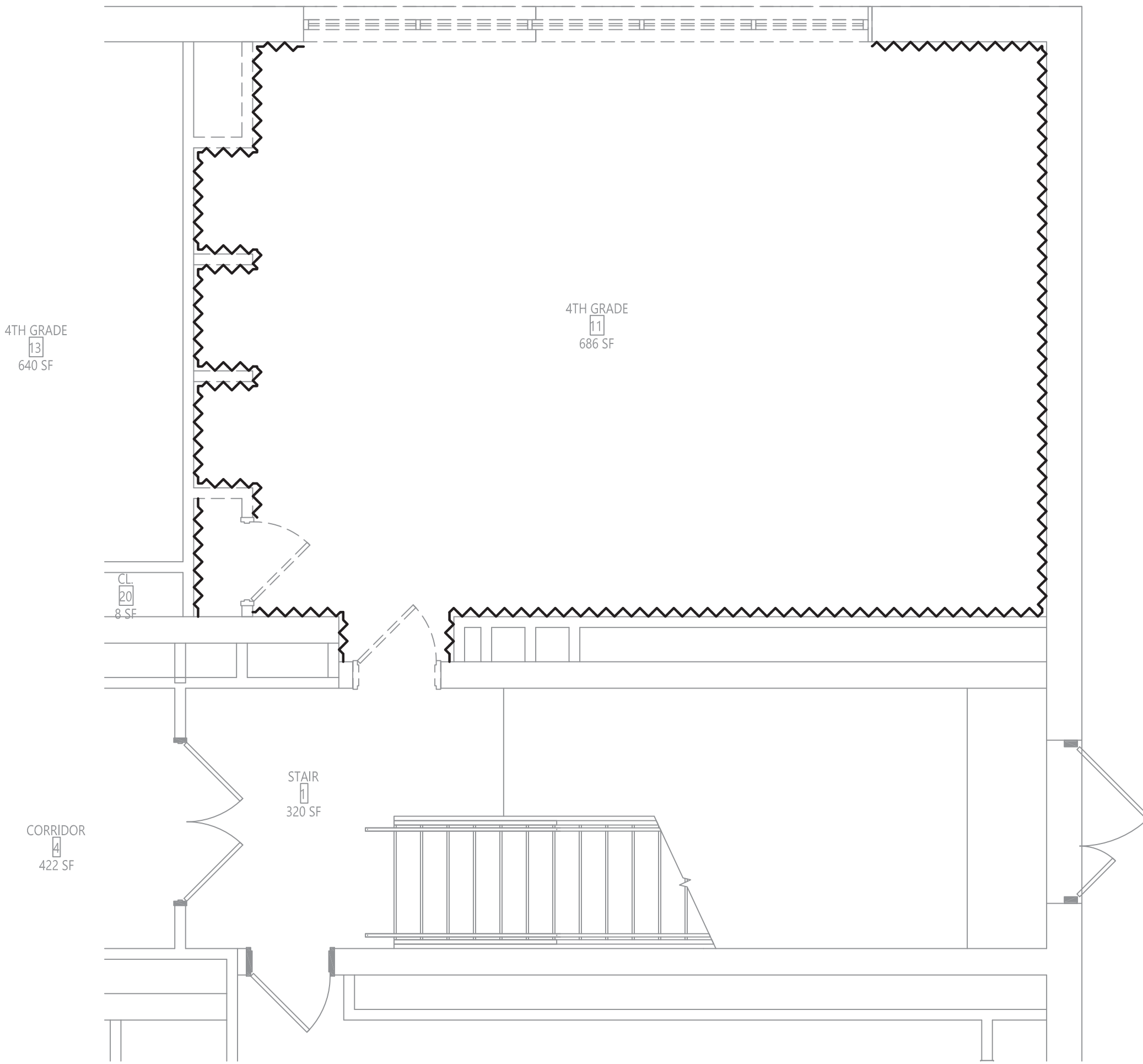


GENERAL NOTES:

1. CONTRACTOR TO PROTECT THEIR EMPLOYEES WITH ADEQUATE PERSONAL PROTECTIVE EQUIPMENT AT ALL TIMES WHEN PERFORMING WORK ON THIS PROJECT.
2. DISTRICT TO PROVIDE A WATER SUPPLY AND AN ELECTRICAL POWER SOURCE ON THIS PROJECT TO CONDUCT WORK ACTIVITIES. CONTRACTOR TO PROVIDE ALL INTERCONNECTS FOR WATER/POWER AND TO ENSURE THAT ALL TEMPORARY WATER/POWER SOURCES ARE PROPERLY INSTALLED BY A LICENSED PLUMBER/ELECTRICIAN.
3. CONTRACTOR'S EMPLOYEES SHALL WEAR PROTECTIVE SUITS AND HALF-FACE RESPIRATORS (AT A MINIMUM) AT ALL TIMES, REGARDLESS OF ANY NEGATIVE EXPOSURE ASSESSMENT REPORTS / DATA.

ASBESTOS ABATEMENT NOTES:

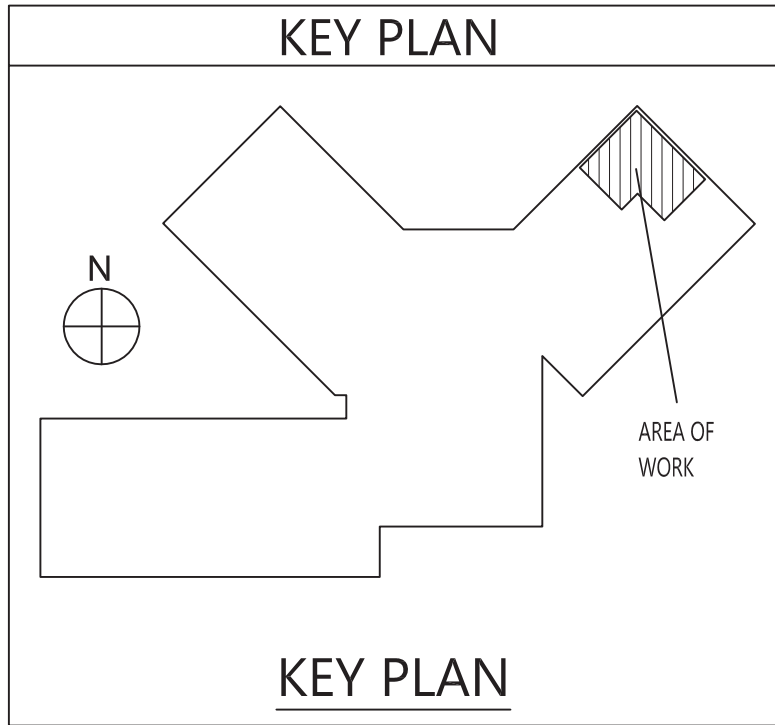
1. CONTRACTOR SHALL OBSERVE ALL FEDERAL, STATE, AND LOCAL REGULATIONS GOVERNING ASBESTOS ABATEMENT.
2. ASBESTOS ABATEMENT PROCEDURES SHALL BE CONDUCTED IN A MANNER CONSISTENT WITH PROJECT SPECIFICATION 028213.
3. THE SCOPE OF ABATEMENT WORK INVOLVES THE REMOVAL OF ASBESTOS- CONTAINING MATERIALS FROM THE AREAS INDICATED ON THE AA SERIES DRAWINGS.
4. THE CONTRACTOR ASSUMES THE RESPONSIBILITY FOR THE MEANS AND METHODS UTILIZED TO COMPLETE THE PROJECT IN A TIMELY, PROFESSIONAL, LEGAL, AND SAFE MANNER.
5. THE CONTRACTOR ACKNOWLEDGES THAT THE PROVIDED DRAWINGS MAY NOT BE TO SCALE. IT IS THE RESPONSIBILITY OF THE CONTRACTOR TO CONDUCT A PRE-BID WALKTHROUGH AND SATISFY THEMSELVES OF THE QUANTITIES OF ASBESTOS-CONTAINING MATERIALS, PRESUMED ASBESTOS-CONTAINING MATERIALS AND THAT THEY SHALL BE CONTRACTUALLY OBLIGATED TO HANDLE AND DISPOSE OF ON THIS PROJECT.
6. DECONTAMINATION ENCLOSURES SHALL BE CONSTRUCTED IN ACCORDANCE WITH THE REQUIREMENTS OF NYSDBL ICR 56. THE LOCATIONS OF THESE ENCLOSURES, STAGING AREAS, WASTE DUMPSTERS / TRAILERS / VEHICLES, POWER AND WATER SOURCES SHALL BE IDENTIFIED TO DISTRICT REPRESENTATIVES AND THE PROJECT DESIGNER SEVENTY-TWO (12) HOURS PRIOR TO THE COMMENCEMENT OF ANY ACTIVITIES ON-SITE. THE CONTRACTOR ACCEPTS THAT DISTRICT REPRESENTATIVES AND/OR THE PROJECT DESIGNER MAY MODIFY THIS PLAN FOR ANY REASON DEEMED NECESSARY. THE CONTRACTOR MAY NOT PROCEED WITH ABATEMENT ACTIVITIES UNTIL THEY HAVE THE APPROVAL OF DISTRICT REPRESENTATIVES AND THE PROJECT DESIGNER.
7. THE DISTRICT (OR THEIR DESIGNATED PERSONNEL) SHALL BE RESPONSIBLE FOR HIRING THE PROJECT MONITORING FIRM ON THIS PROJECT. THE CONTRACTOR SHALL RECOGNIZE THE SELECTED FIRM'S PERSONNEL AS THE BUILDING OWNER'S REPRESENTATIVE. THE CONTRACTOR SHALL BE RESPONSIBLE FOR THE COLLECTION OF PERSONAL AIR SAMPLES FOR THEIR EMPLOYEES DURING THIS PROJECT.
8. CONTRACTOR SHALL COORDINATE AND SCHEDULE ALL WORK WITH DISTRICT REPRESENTATIVES AND THE MONITORING FIRM.



1 AREA C - PARTIAL FIRST FLOOR ABATEMENT PLAN  
AA100 1/4" = 1'-0"

ADD ALTERNATE  
ALT-GAC-1-01-001

LEGEND:  
~~~~~ ASBESTOS-CONTAINING COVE BASE MASTIC TO BE REMOVED (APPROX. 30 SF)



VALLEY CENTRAL SCHOOL DISTRICT  
WALDEN ELEMENTARY SCHOOL  
2023 CAPITAL PROJECT - PHASE 1

19 Front St., Newburgh, New York 12550-7601  
845-561-3179 www.csarchpc.com

**AEEC**  
Asbestos & Environmental  
Consulting Corporation  
6308 Fly Road  
East Syracuse, NY 13057  
Phone: (315) 432-8400  
Fax: (315) 432-8405  
www.aecgroup.com

Project Title



| DATE | DESCRIPTION |
|------|-------------|
|      |             |
|      |             |
|      |             |
|      |             |
|      |             |
|      |             |
|      |             |
|      |             |
|      |             |

Drawn By: WF  
Checked By: 88  
Proj. #: 44-13-01-06-0-015-033  
CSArch Proj. #: 187-2302-01  
Issued for Bid: 10/18/24

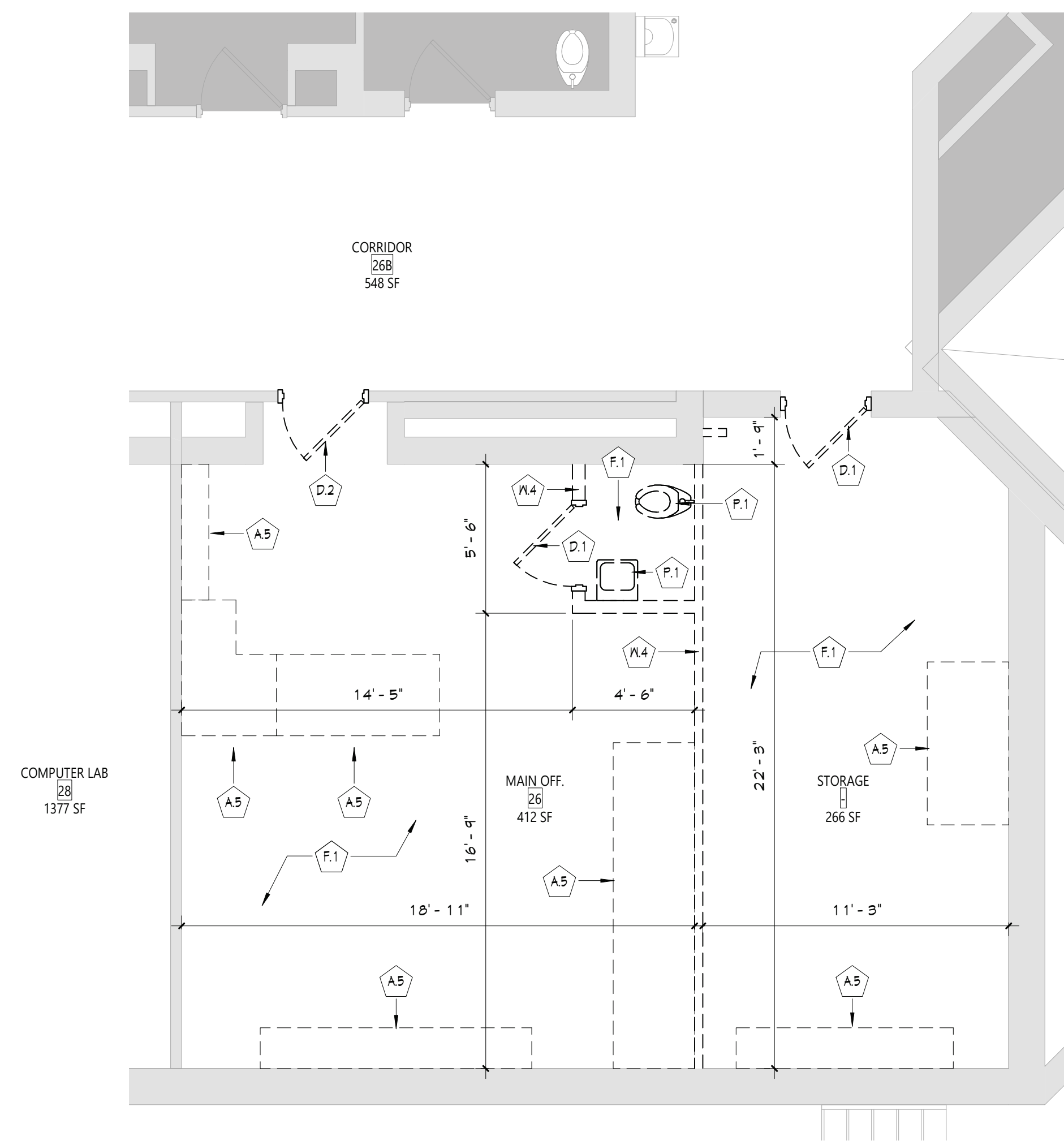
Sheet Title  
ASBESTOS  
ABATEMENT  
FIRST FLOOR  
AREA C

Sheet No.  
WES  
AA100

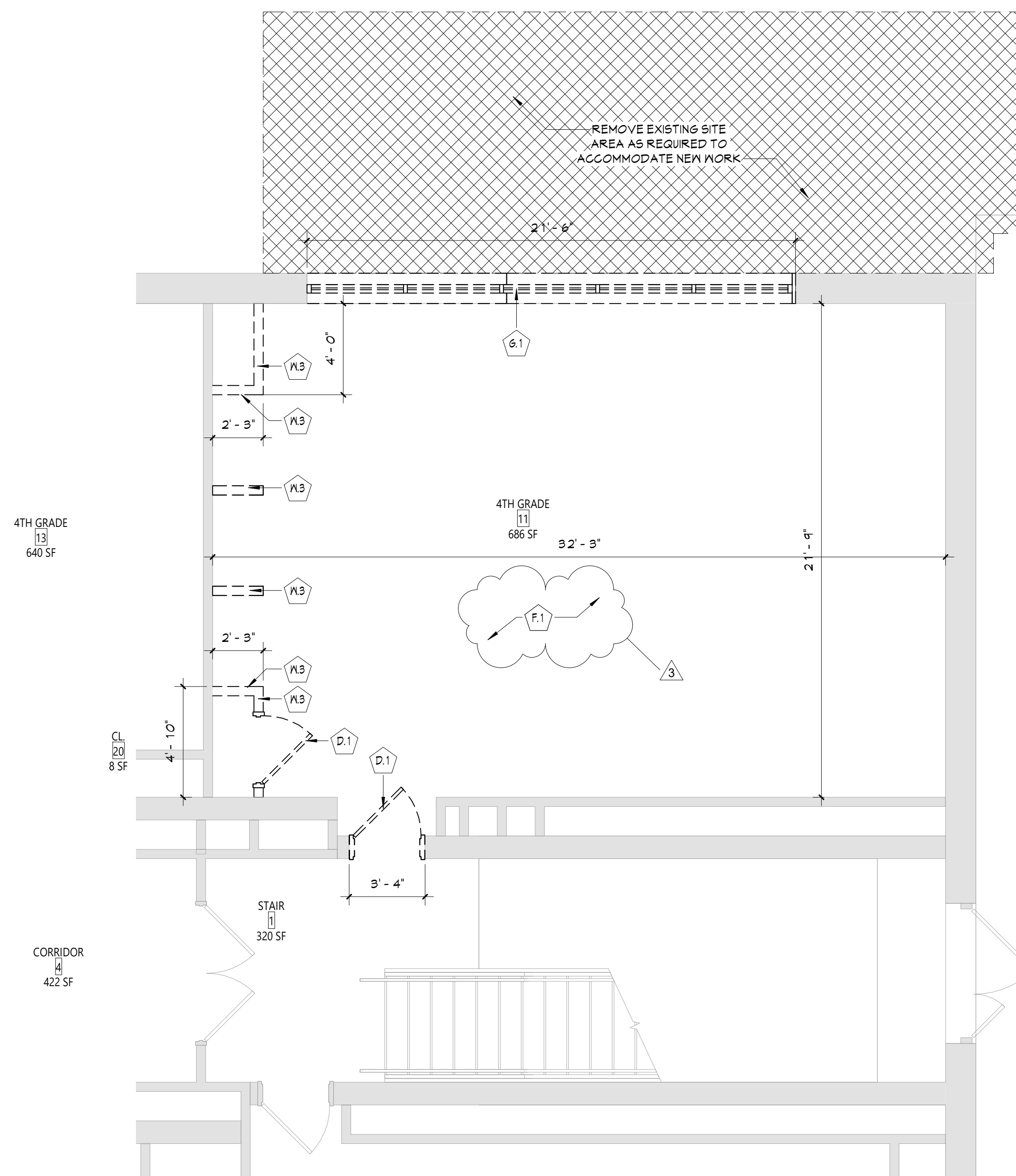
CONSTRUCTION DOCUMENTS

COPYRIGHT © ALL RIGHTS RESERVED





## 2 AREA B - PARTIAL SECOND FLOOR REMOVAL PLAN



**1** AREA C - PARTIAL FIRST FLOOR REMOVAL PLAN  
AD111 1/4" = 1'-0"

## GENERAL NOTES

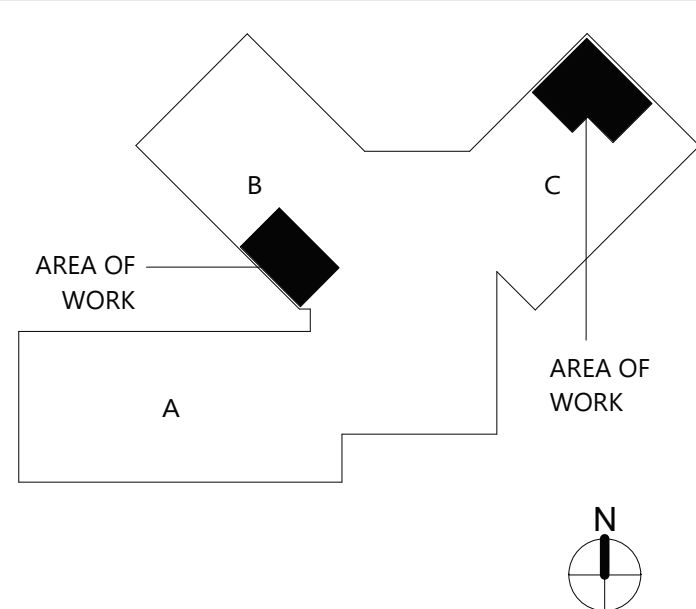
1. COORDINATE ALL REMOVALS WITH NEW CONSTRUCTION.
2. PATCH AND REPLACE EXISTING AND NEWLY CREATED HOLLOW WALLS DUE TO REMOVAL OF MATERIAL TO MATCH EXISTING CONSTRUCTION.
3. SALVAGED ITEMS SHALL BE TURNED OVER TO OWNER, UNO.
4. KEYED REMOVALS SHALL INCLUDE REMOVAL OF ANY AND ALL ANCHORING SYSTEMS INCLUDING OBJECTS EMBEDDED INTO EXISTING WALLS.
5. REFER TO ASBESTOS AND MEP DRAWINGS FOR ADDITIONAL REMOVAL INFORMATION.
6. PERMIT TEMPORARY SHORINGS BE NECESSARY AT ALL AREAS OF WALL REMOVAL AND NEW WALL PENETRATIONS.
7. DRILL AND PATCH ALL NEW SCAFFOLD OPENINGS PRIOR TO SCAFFOLDING, TO PREVENT CUTTING INTO SCHEDULED CONSTRUCTION TO REMAIN.

## DEMOLITION KEYNOTES

| #   | Description                                                                                            |
|-----|--------------------------------------------------------------------------------------------------------|
| A.5 | REMOVE BUILT-IN CASEWORK IN ITS ENTIRETY.                                                              |
| D.1 | REMOVE DOOR, HARDWARE, AND FRAME IN ITS ENTIRETY.                                                      |
| D.2 | REMOVE DOOR AND HARDWARE, FRAME TO REMAIN.                                                             |
| F.1 | REMOVE FLOOR FINISH, INCLUDING ALL PADDING, ADHESIVES AND NAIL-BASE, TO SLAB BELOW.                    |
| G.1 | REMOVE WINDOW AND SYSTEM IN ITS ENTIRETY, INCLUDING ALL METAL SILL FLASHING, FLASHINGS, AND FASTENERS. |
| P.1 | PLUMBING REMOVAL.                                                                                      |
| M.3 | REMOVE STUP PARTITION IN ITS ENTIRETY.                                                                 |
| M.4 | REMOVE WALL TO THE EXTENT SHOWN.                                                                       |

**ADD ALTERNATE**  
**ALT-GAC-1-01-001**

## KEY PLAN



COPYRIGHT © ALL RIGHTS RESERVED

19 Front St. · Newburgh · New York 12550-7601  
845 · 561 · 3179 [www.csarchpc.com](http://www.csarchpc.com)

19 Front St. · Newburgh · New York 12550-7601  
845-561-3179 [www.csarchpc.com](http://www.csarchpc.com)


CS ARCH

VALLEY CENTRAL SCHOOL DISTRICT  
WALDEN ELEMENTARY SCHOOL  
2023 CAPITAL PROJECT - PHASE 1

Project Title



EXPIRATION DATE: 02/28/2025

|                                                                                       |         |                 |
|---------------------------------------------------------------------------------------|---------|-----------------|
|                                                                                       |         |                 |
|                                                                                       |         |                 |
|                                                                                       |         |                 |
|                                                                                       |         |                 |
|                                                                                       |         |                 |
| 3                                                                                     | 11/8/24 | BID ADDENDUM #3 |
|  | DATE    | DESCRIPTION     |

|                 |                      |
|-----------------|----------------------|
| Drawn By:       | Author               |
| Checked By:     | Checker              |
| Proj. #:        | 44-13-01-06-0-009-02 |
| CSArch Proj. #: | 187-2302.0           |
| Issued for Bid: | 10/18/24             |

Sheet Title

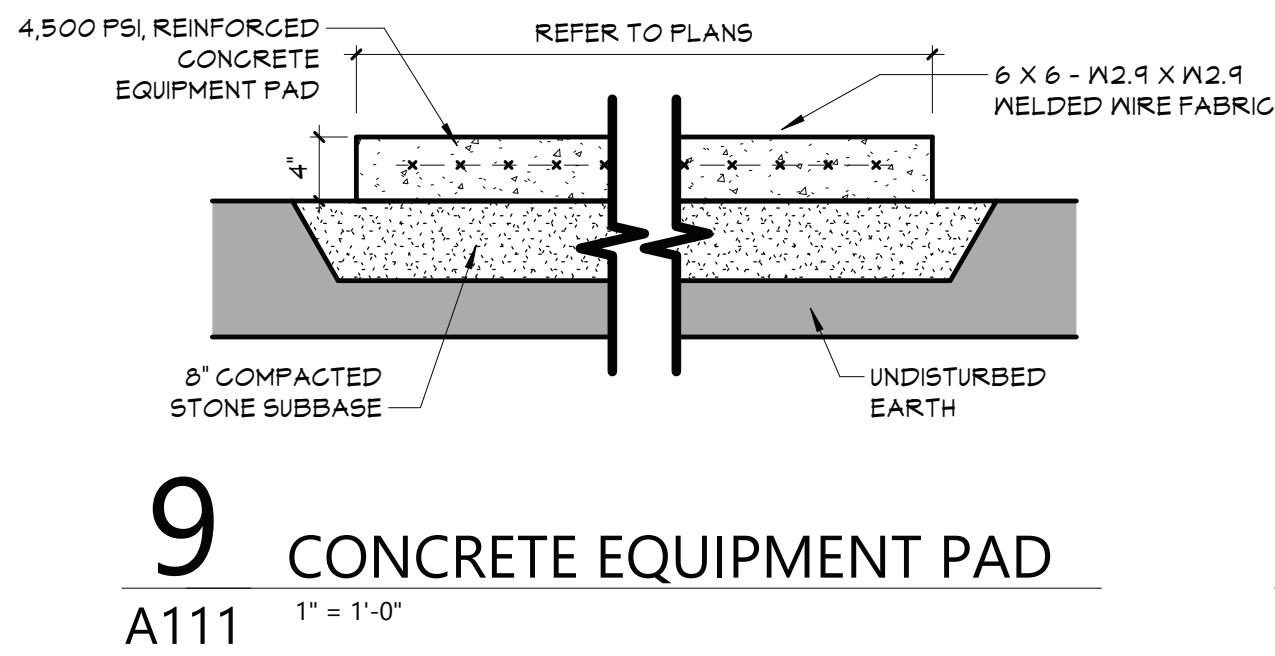
REMOVAL  
PLANS - FIRST  
& SECOND  
FLOOR

Sheet No. WES  
AD111

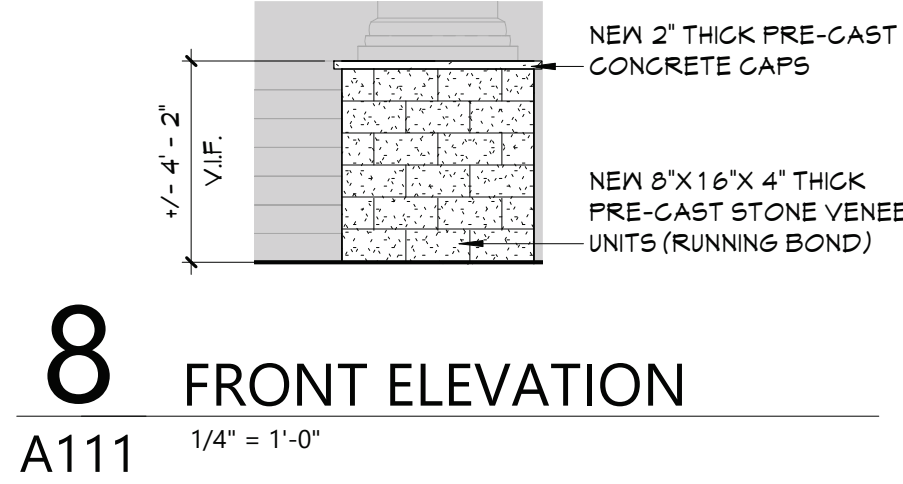
**CONSTRUCTION DOCUMENTS**



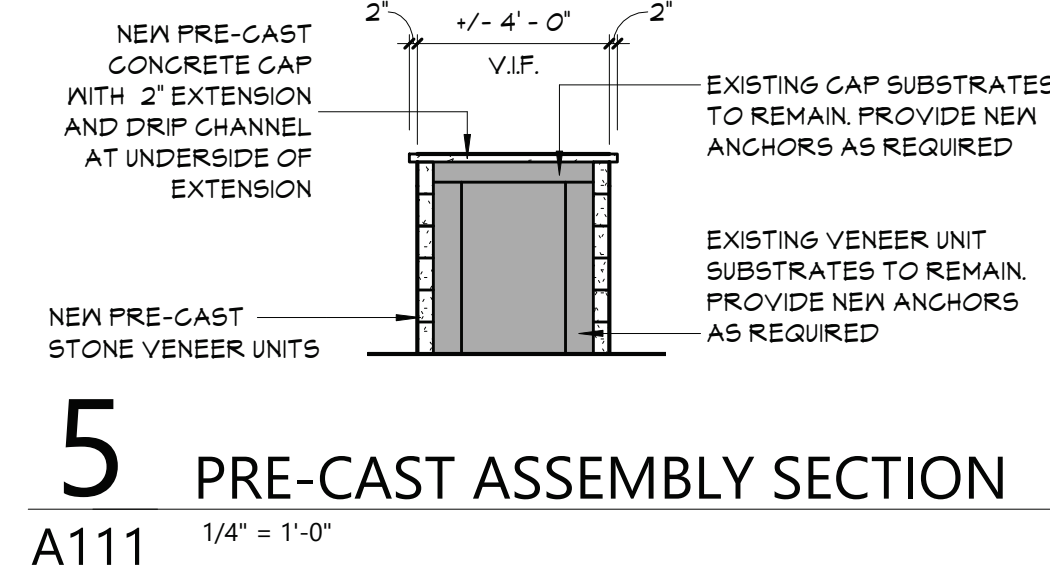
C:\Users\jmliller\Documents\187-2302.01 VCSD WES\_miller\010.dwg



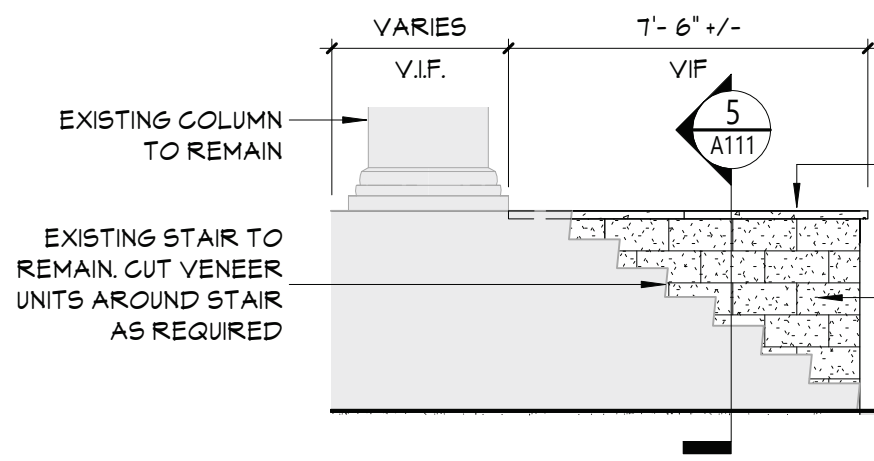
9 CONCRETE EQUIPMENT PAD  
A111 1/4" = 1'-0"



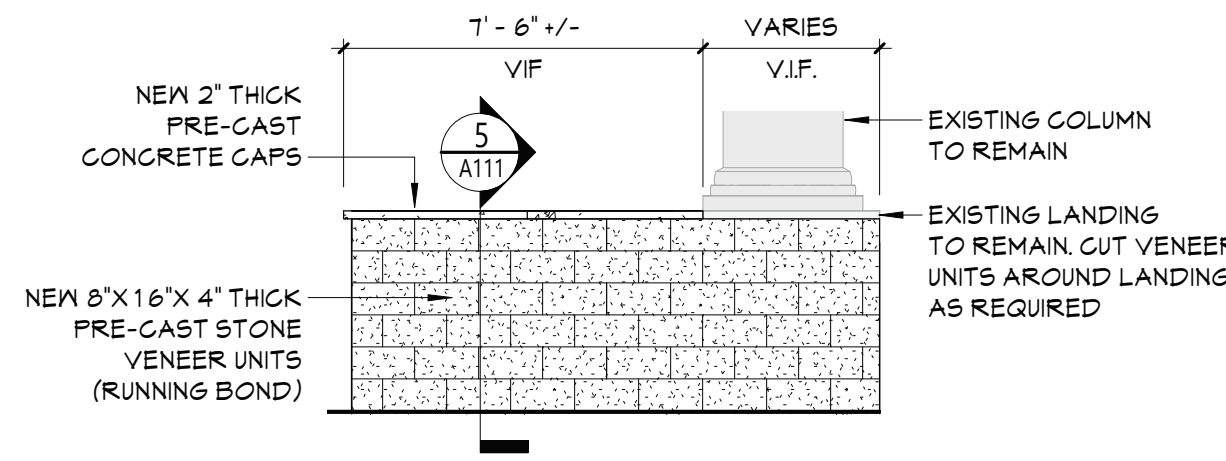
8 FRONT ELEVATION  
A111 1/4" = 1'-0"



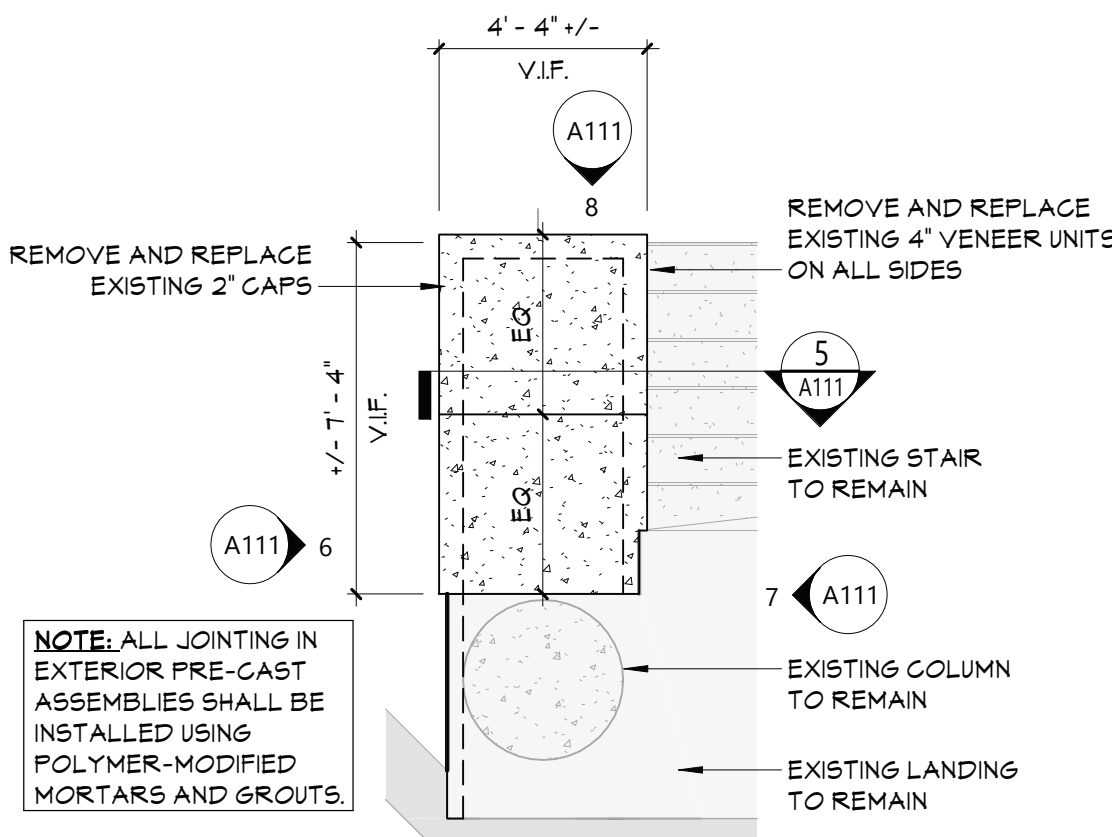
5 PRE-CAST ASSEMBLY SECTION  
A111 1/4" = 1'-0"



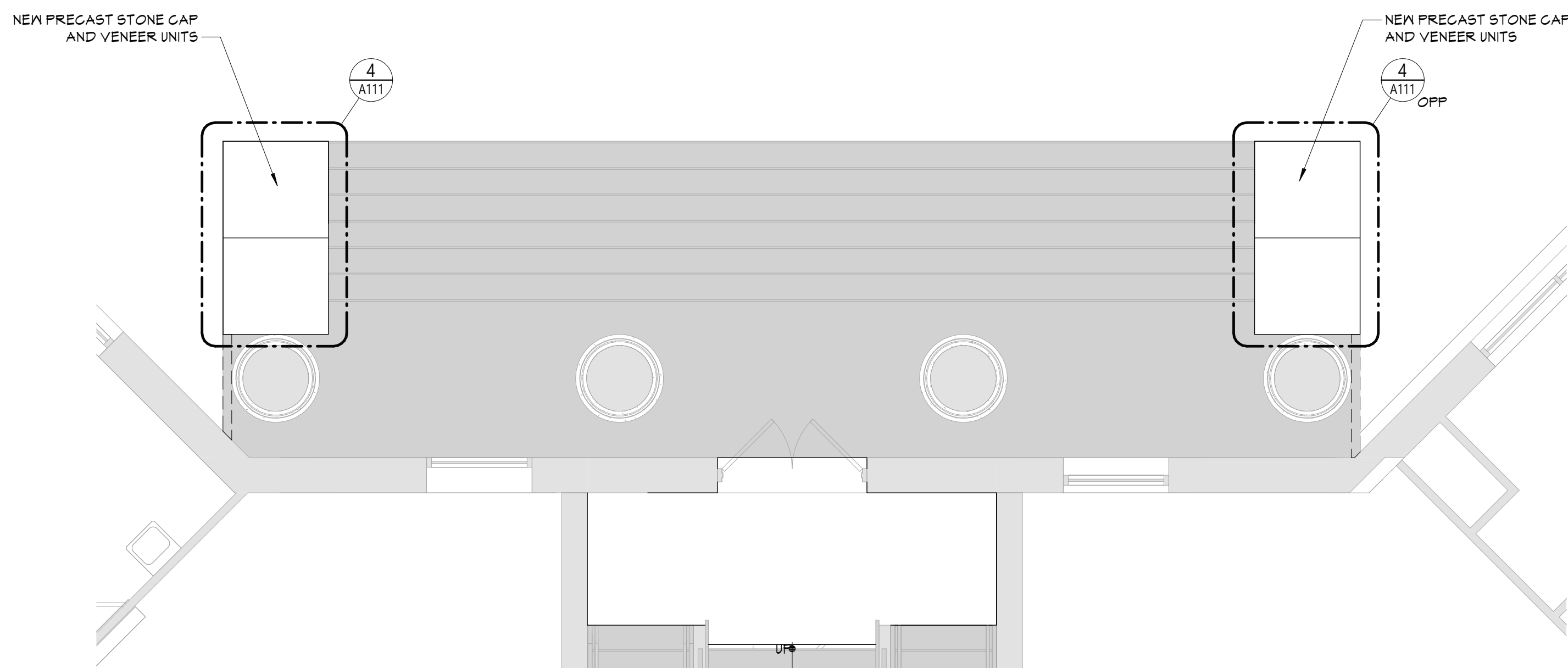
7 SIDE ELEVATION B  
A111 1/4" = 1'-0"



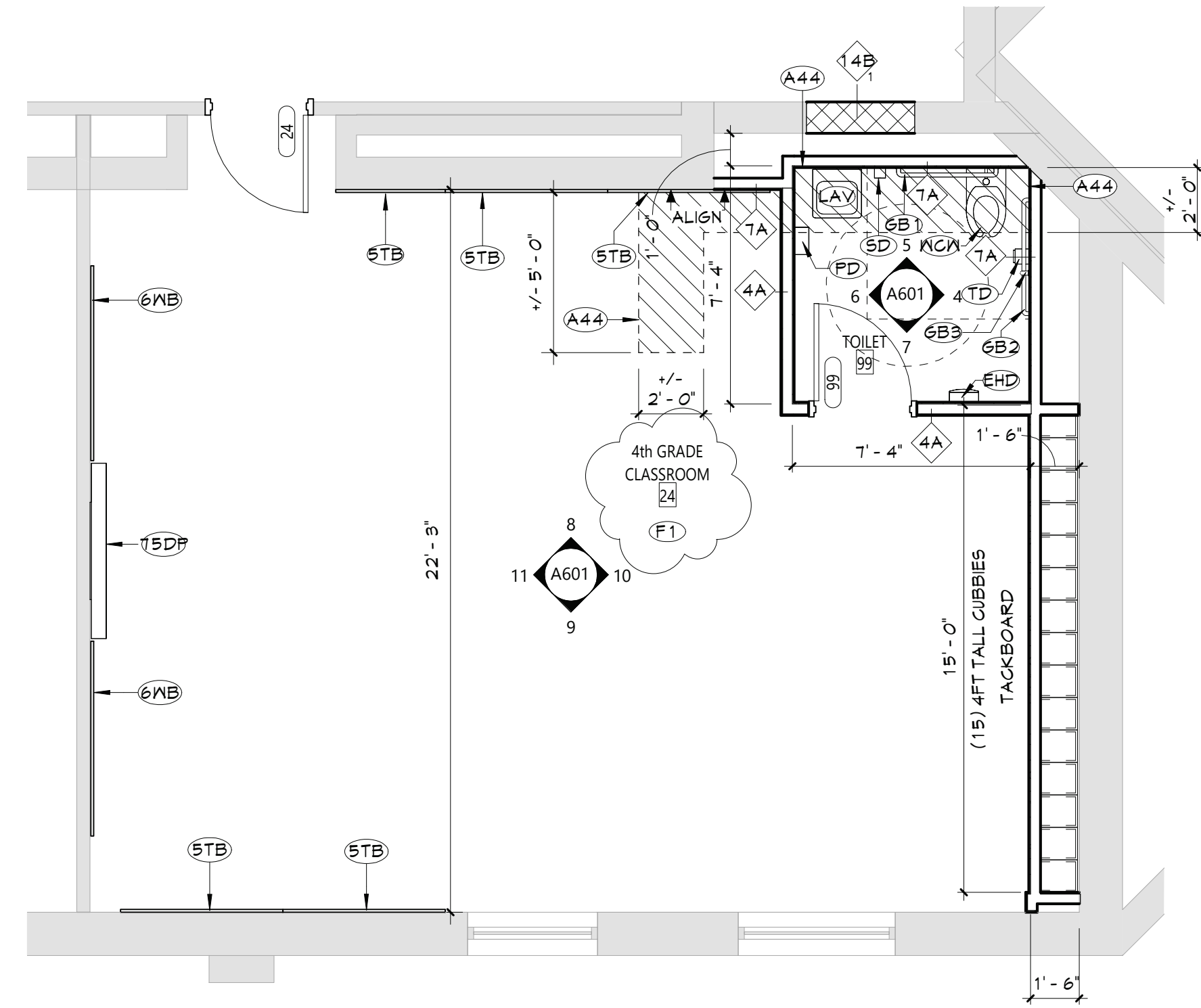
6 SIDE ELEVATION A  
A111 1/4" = 1'-0"



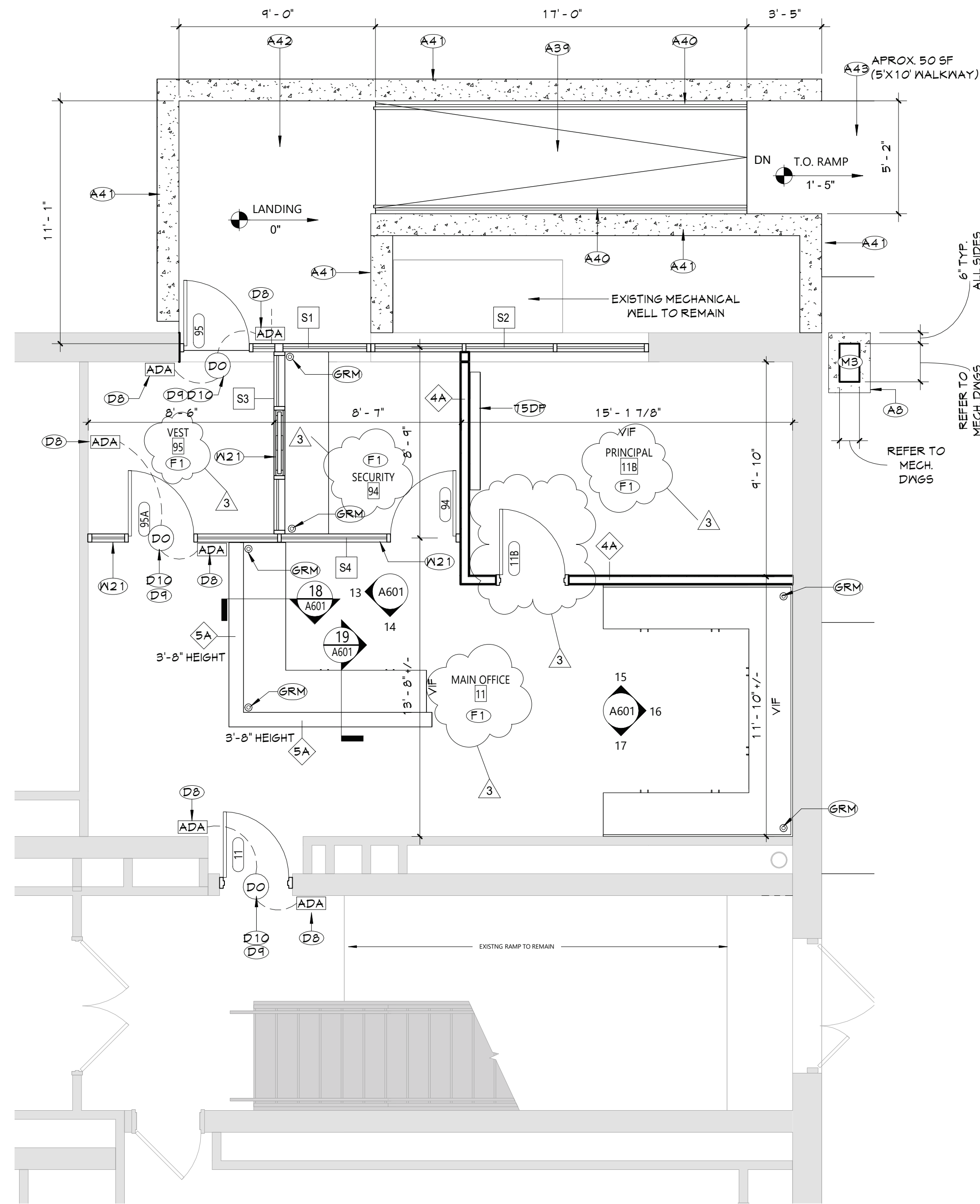
4 PRE-CAST ASSEMBLY PLAN  
A111 1/4" = 1'-0"



3 PARTIAL FLOOR PLAN - MAIN ENTRANCE  
A111 1/4" = 1'-0"



2 AREA B - PARTIAL SECOND FLOOR PLAN  
A111 1/4" = 1'-0"



1 AREA C - PARTIAL FIRST FLOOR PLAN  
A111 1/4" = 1'-0"

## GENERAL NOTES

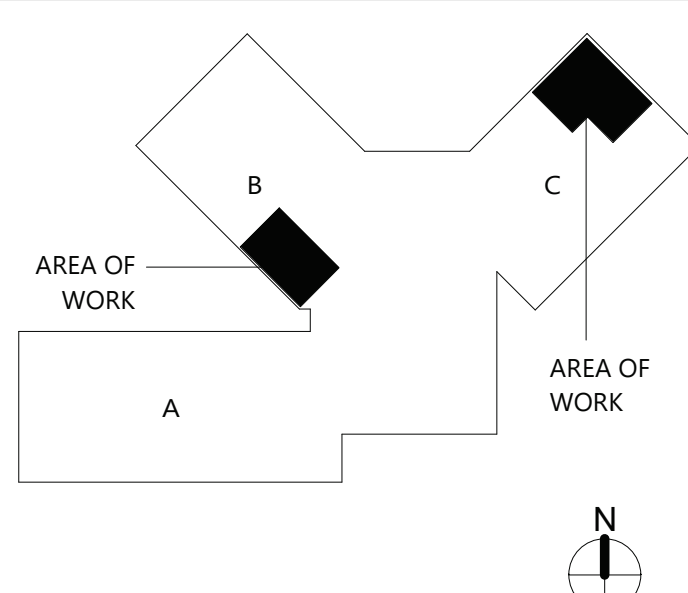
1. REFER TO SHEET 6001 FOR ADDITIONAL GENERAL NOTES.
2. REFER TO A600 SERIES DRAWINGS FOR ADDITIONAL DIMENSIONS AND DETAILED INFORMATION OF CABINETRY.
3. REFER TO A400 SERIES DRAWINGS FOR DOOR, STOREFRONT, CURTAINWALL, WINDOW AND LOUVER SCHEDULES, DETAILS AND NOTES.
4. REFER TO SHEET A101 FOR PARTITION TYPES AND ADDITIONAL NOTES.

## NEW WORK KEYNOTES

| #    | Description                                                                                                                                                                                 |
|------|---------------------------------------------------------------------------------------------------------------------------------------------------------------------------------------------|
| 5TB  | TACKABLE SURFACE BOARD, 5'                                                                                                                                                                  |
| 6NB  | WHITEBOARD, 6'                                                                                                                                                                              |
| T5DP | 15" PR DISPLAY MONITOR.                                                                                                                                                                     |
| AB   | PROVIDE NEW CONCRETE EQUIPMENT PAD FOR MECHANICAL EQUIPMENT. COORDINATE WITH MECHANICAL DRAWINGS.                                                                                           |
| A39  | PROVIDE NEW CONCRETE RAMP, RAMP TO SLOPE 1" OF RISE PER 12" OF RUN MINIMUM.                                                                                                                 |
| A40  | PROVIDE NEW ALUMINUM HANDRAIL, HANDRAIL TO BE 1 1/2" DIAMETER AND MOUNTED TO RETAINING WALL, PROVIDE 12" EXTENSION OF HANDRAIL AT TOP AND BOTTOM OF RAMP, HANDRAIL TO FOLLOW SLOPE OF RAMP. |
| A41  | PROVIDE 12" THICK CONCRETE RETAINING WALL, RETAINING WALL TO BE INSTALLED TO DEPTH OF 48" MINIMUM BELOW GRADE. PROVIDE #4 BARS AT 24" ON CENTER IN EACH DIRECTION WITHIN RETAINING WALL.    |
| A42  | PROVIDE 8" THICK CONCRETE LANDINGS WITH WELDED WIRE MESH REINFORCING.                                                                                                                       |
| A43  | PROVIDE ASPHALT WALKWAY FROM TOP OF RAMP TO ADJACENT PARKING AREA.                                                                                                                          |
| A44  | PROVIDING TRENCHING OF FLOOR SLAB TO ACCOMMODATE PIPING WORK, PATCH CONCRETE SLAB AFTER COMPLETION OF PIPING WORK. COORDINATE EXTENT OF TRENCHING WITH PLUMBING DRAWINGS.                   |
| DB   | PROVIDE SPECIFIED ADA PADDLE SWITCH TIED INTO NEW RELAY AND CONNECTED TO DOOR OPERATOR AS INDICATED. COORDINATE WORK WITH DOOR HARDWARE AND SECURITY VENDOR.                                |
| D9   | INSTALL POWER SUPPLY/POWER TRANSFER FOR ELECTRIFIED DOOR HARDWARE.                                                                                                                          |
| D10  | PROVIDE SPECIFIED DOOR OPERATOR AND SPECIFIED SWING SENSOR TIED INTO NEW RELAY AND CONNECTED TO ADA PADDLE SWITCH AS INDICATED. COORDINATE WORK WITH DOOR HARDWARE AND SECURITY VENDOR.     |
| EH   | ELECTRIC HAND DRYER                                                                                                                                                                         |
| F1   | PROVIDE NEW FLOOR FINISH, REFER TO AF DRAWINGS.                                                                                                                                             |
| GB1  | 36" GRAB BAR                                                                                                                                                                                |
| GB2  | 42" GRAB BAR                                                                                                                                                                                |
| GB3  | 15" VERTICAL GRAB BAR                                                                                                                                                                       |
| GRM  | GROMMET IN COUNTERTOP FOR DATA CONNECTIONS. COORDINATE LOCATIONS WITH ELECTRICAL DRAWINGS.                                                                                                  |
| LAV  | LAVATORY, REFER TO PLUMBING DRAWINGS                                                                                                                                                        |
| M3   | MECHANICAL EQUIPMENT, REFER TO MEP DRAWINGS.                                                                                                                                                |
| PD   | PAPER TOWEL DISPENSER, OWNER FURNISHED. CONTRACTOR INSTALLED.                                                                                                                               |
| SD   | SOAP DISPENSER, OWNER FURNISHED. CONTRACTOR INSTALLED.                                                                                                                                      |
| TD   | TOILET TISSUE DISPENSER, OWNER FURNISHED. CONTRACTOR INSTALLED.                                                                                                                             |
| N21  | PROVIDE METAL STUD PARTITION WITH 5/8" TYPE X GYPSUM WALL BOARD (BOTH SIDES) ABOVE NEW STOREFRONT FRAMING SYSTEM, PARTITION TO BE MOUNTED TO STRUCTURAL DECK ABOVE.                         |
| NGC  | WATER CLOSET, WALL MOUNTED, REFER TO PLUMBING DRAWINGS                                                                                                                                      |

## ADD ALTERNATE ALT-GAC-1-01-001

## KEY PLAN



19 From St. Newburgh - New York 12507-001  
845-561-3379 www.csarch.com

Consultant

VALLEY CENTRAL SCHOOL DISTRICT  
WALDEN ELEMENTARY SCHOOL  
2023 CAPITAL PROJECT - PHASE 1

Project Title



EXPIRATION DATE: 02/28/2025

| # | DATE     | DESCRIPTION     |
|---|----------|-----------------|
| 1 | 11/01/24 | REV ADDENDUM #1 |
| 2 | 11/01/24 | REV ADDENDUM #2 |
| 3 | 11/01/24 | REV ADDENDUM #3 |

|                 |                       |
|-----------------|-----------------------|
| Drawn By:       | Author                |
| Checked By:     | Checker               |
| Proj. #:        | 44-13-01-85-0-009-021 |
| CSArch Proj. #: | 187-2302.01           |
| Issued for Bid: | 10/18/24              |

Sheet Title

NEW WORK  
PLANS - FIRST  
AND SECOND  
FLOOR

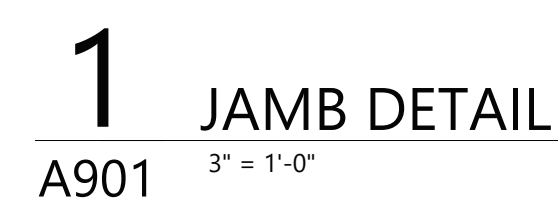
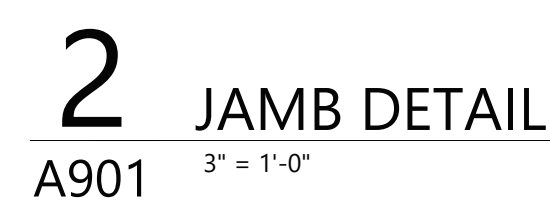
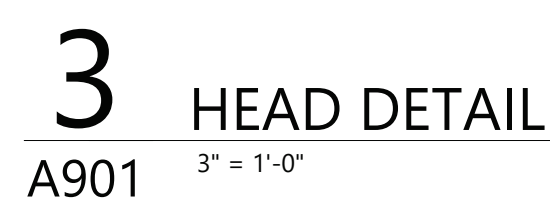
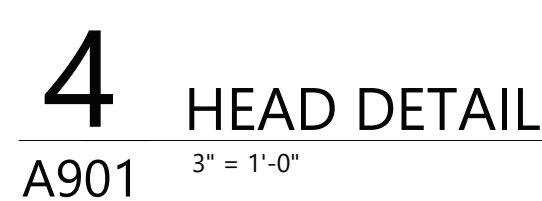
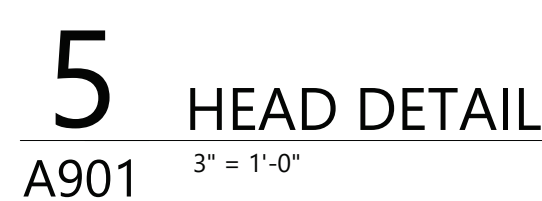
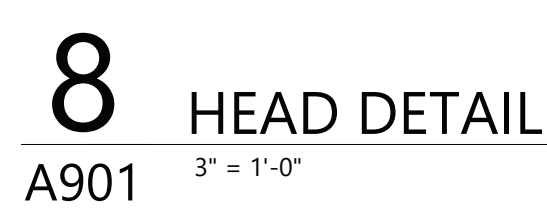
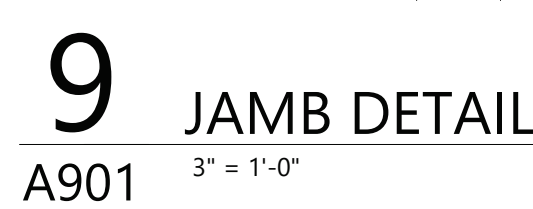
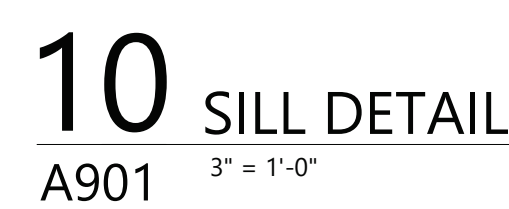
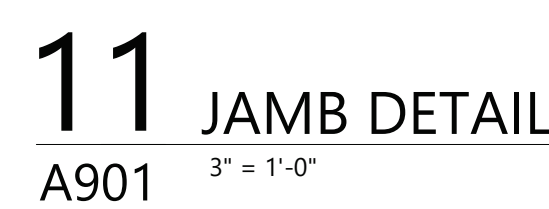
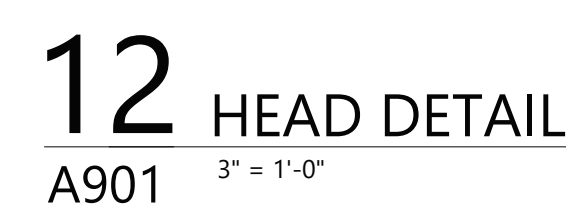
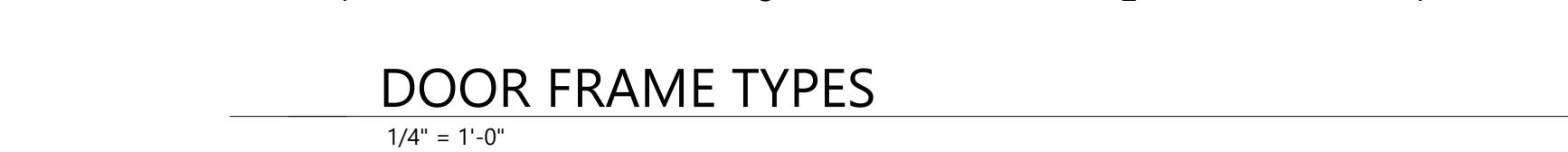
Sheet No.

WES  
A111

CONSTRUCTION DOCUMENTS

COPYRIGHT © ALL RIGHTS RESERVED





|   |                                                                                                                             |
|---|-----------------------------------------------------------------------------------------------------------------------------|
| ① | INSULATED GLAZING UNIT (IGL)                                                                                                |
| ② | FIRE-PROTECTION-RATED GLAZING:<br>MATCH RATINGS OF OPENING EXISTING<br>COURSE WALLS ARE PRESUMED 1-HOUR<br>RATED, UNO, (FR) |
| ③ | INSULATED SECURITY GLAZING UNIT (ISA)                                                                                       |
| ④ | SECURITY GLAZING (SA)                                                                                                       |
| ⑤ | FIRE-PROTECTION-RATED SECURITY GLAZING:<br>RATINGS BASED ON WALL OR DOOR RATING<br>(FRSA)                                   |
| ⑥ | INSULATED LAMINATED/TEMPERED GLASS<br>(EXTERIOR)                                                                            |
| ⑦ | SECURITY FILM ON INSULATED GLAZING UNIT                                                                                     |
| ⑧ | LAMINATED GLASS (LM)                                                                                                        |
| ⑨ | Safety Glazing (SG)                                                                                                         |
| ⑩ | FIRE-PROTECTION RATED INSULATED GLAZING<br>(FRISA)                                                                          |

|    |                  |
|----|------------------|
| S# | STOREFRONT LABEL |
|----|------------------|

 WINDOW TAG

- 1) GLAZING SYSTEMS TO BE FIRE RATED TO MATCH FIRE RATING OF SCHEDULED DOORS. REFER TO DOOR SCHEDULE FOR FIRE RATINGS.
- 2) STOREFRONT FRAMING SYSTEM TO BE FIRE RATED TO MATCH FIRE RATING OF SCHEDULED GLAZING SYSTEMS. REFER TO STOREFRONT ELEVATIONS FOR GLAZING TYPES.


Consultant

VALLEY CENTRAL SCHOOL DISTRICT  
WALDEN ELEMENTARY SCHOOL  
2023 CAPITAL PROJECT - PHASE 1

Project Title



EXPIRATION DATE: 02/28/2025

|                                                                                       |          |                 |
|---------------------------------------------------------------------------------------|----------|-----------------|
|                                                                                       |          |                 |
|                                                                                       |          |                 |
|                                                                                       |          |                 |
|                                                                                       |          |                 |
| 3                                                                                     | 11/3/24  | BID ADDENDUM #3 |
| 2                                                                                     | 11/1/24  | BID ADDENDUM #2 |
| 1                                                                                     | 10/25/24 | BID ADDENDUM #1 |
|  | DATE     | DESCRIPTION     |

|                 |                      |
|-----------------|----------------------|
| Drawn By:       | Auth                 |
| Checked By:     | Check                |
| Proj. #:        | 44-13-01-06-0-009-03 |
| CSArch Proj. #: | 187-2302.0           |
| Issued for Bid: | 10/18/2              |

Sheet Title

DOOR,  
WINDOW, &  
STOREFRONT  
DETAILS

Sheet No.

WES  
A901

CONSTRUCTION DOCUMENTS

COPYRIGHT © ALL RIGHTS RESERVED