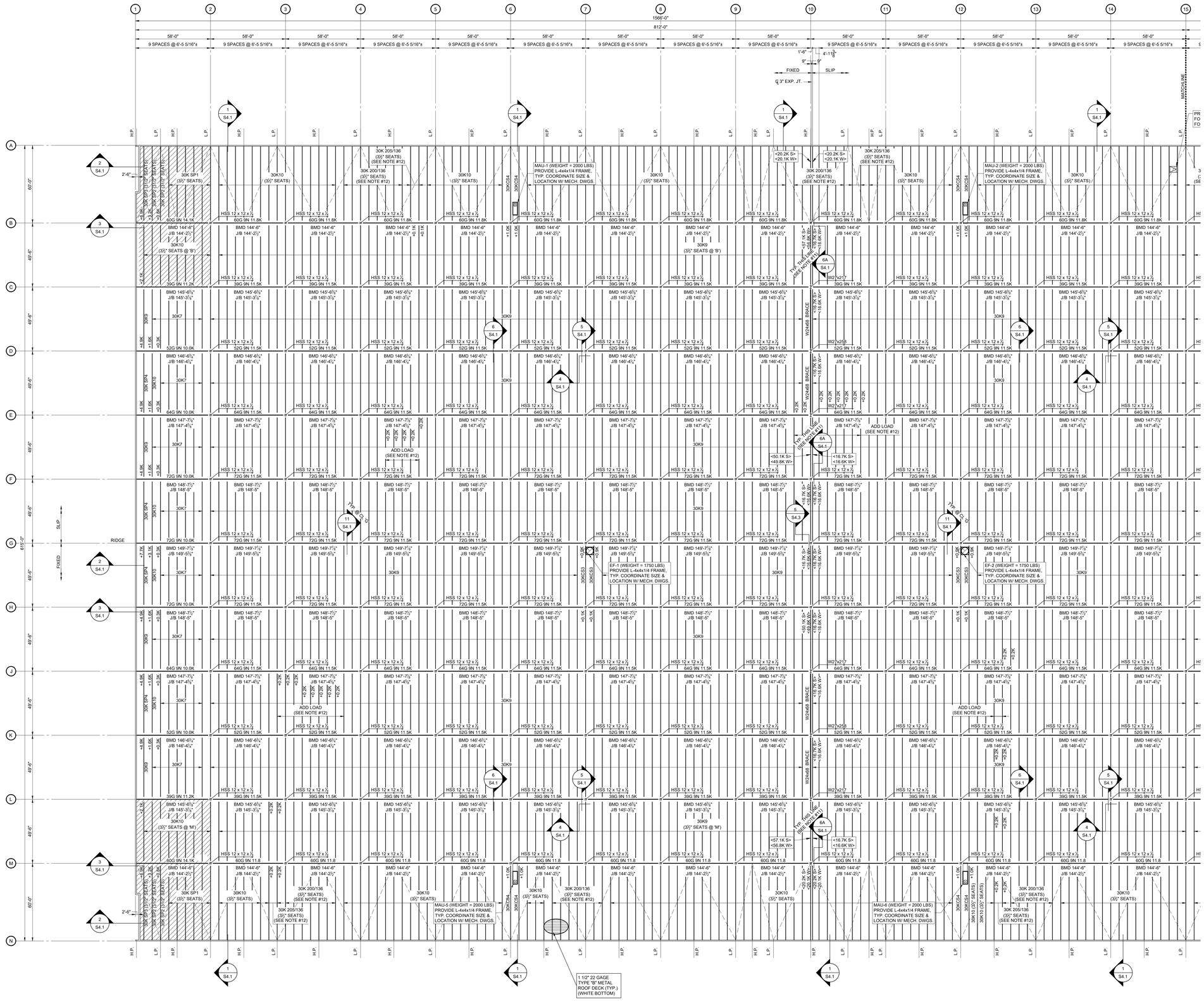

AREA "A" ROOF FRAMING PLAN

SCALE: 1" = 30'

NOTES:

1. JOIST BEARING (J/B) AND BOTTOM OF METAL DECK (BMD) ELEVATION PER PLAN. (42'-0" CLEAR INSIDE OF COLUMNS B & M).
   L.P. = BMD 142'-0"
   J/B 141'-8½"
   H.P. = BMD 142'-8"
   J/B 142'-4½"
2. INSTALL HORIZONTAL BRIDGING IN ACCORDANCE WITH S.J.I. SPECIFICATIONS. COORDINATE BRIDGING LOCATIONS W/ SPRINKLER SUPPLIER.
3. SPRINKLER SUPPLIER AND JOIST SUPPLIER SHALL COORDINATE LOCATION OF SPRINKLER HEADS WITH HORIZONTAL BRIDGING LOCATIONS. PRIOR TO FABRICATION & ERECTION OF THE JOISTS.
4. COORDINATE SIZE AND LOCATION OF ALL RTU'S WITH MECHANICAL CONTRACTOR.
5. PROVIDE L 4X4X1/4" FRAME FOR: MAU, EF, RD AND RH (TYP.) COORDINATE SIZE & LOCATION WITH MECH. CONTRACTOR.
6. JOISTS AT BRACE FRAME COLUMN LINES TO HAVE 5" SEATS @ THE COLUMNS. PROVIDE NO CAMBER AT ALL JOISTS PARALLEL TO EXPANSION JOINT.
7. JOIST SUPPLIER SHALL DESIGN JOISTS FOR A NET UPLIFT AS INDICATED ON THE UPLIFT DIAGRAM ON SHEET S4.2. UPLIFT SHALL BE ADDED TO LOADS INDICATED ON PLAN.
8. JOIST LOADS INDICATED ON THE PLANS ARE SERVICE LEVEL DESIGN LOADS. SEE SHEET S4.3 FOR SPECIAL JOIST LOADING DIAGRAM, AS REQUIRED.
9. DESIGN JOISTS NOTED THUS < > FOR ADDITIONAL TOP CHORD COMPRESSIVE LATERAL FORCE. ALLOWABLE STRESSES MAY BE INCREASED AS PERMITTED BY BUILDING CODE.
   9.1. LOADS SHOWN ARE FACTORED SERVICE LEVEL LOADS (I.E. SEISMIC = (S) * 0.7, WIND = (W) * 0.6)
10. ▨ INDICATES ROOF DESIGNED FOR AN ADDITIONAL 3 PSF COLLATERAL LOAD FOR OFFICE.
11. DETAIL FOR DIAPHRAGM STRAP BETWEEN JOISTS (6A/S4.1) SHALL BE USED AT FIRST JOIST LINE FROM BRACE FRAME LINES, EXCEPT AT THE HORIZONTAL EXPANSION JOINT (CL 'G').
12. JOIST MANUFACTURER TO ACCOUNT FOR AN ADDITIONAL ADD LOAD (150 LBS FOR 6" MAIN & 260 LBS FOR 8" MAIN) AT EACH LOCATION ESFR MAIN RUNS PERPENDICULAR TO JOIST (COORDINATE LOCATION WITH ESFR DRAWINGS).

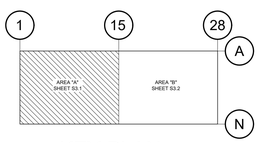

KEY PLAN

SCALE: NONE

DESIGNER / BUILDER

ARCO DESIGN/BUILD

44 SOUTH BROADWAY, SUITE 1003
WHITE PLAINS, NY 10601
P: 914.821.5535 F: 914.306.6010

ADB STRUCTURAL ENGINEERING

PROJECT TITLE

ROCKLAND LOGISTICS CENTER BLDG 1

25 OLD MILL RD.
SUFFERN, NY 10901

OWNER
BROOKFIELD PROPERTIES
1 MEADOWLANDS PLAZA, SUITE 802
EAST RUTHERFORD,NJ 07073

ARCHITECT
ADB / DESIGN SERVICES LLC
44 SOUTH BROADWAY, SUITE 1003
WHITE PLAINS, NY 10601

CIVIL ENGINEER
DYNAMIC ENGINEERING CONSULTANTS
1904 MAIN STREET
LAKE COMO, NJ 07719

STRUCTURAL ENGINEER
ADB STRUCTURAL ENGINEERING
325 S. ALABAMA ST , SUITE 200
INDIANAPOLIS, IN 46204

MECHANICAL ENGINEER
NATIONAL DESIGN BUILD SERVICES
11840 BORMAN DRIVE
MARYLAND HEIGHTS, MO 63146

ELECTRICAL ENGINEER
FXB ENGINEERING
5 CHRISTY DRIVE, SUITE 307
CHADDS FORD, PA 19317

PLUMBING ENGINEER
MCCARTHY ENGINEERING
2500 E HIGH STREET, SUITE 630
POTTSTOWN, PA 19464

FIRE PROTECTION ENGINEER
S.A. COMUNALE
2900 NEWPARK DRIVE
BARBERTON, OH 44203

SEAL

KEY PLAN

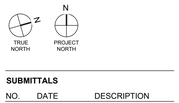

SUBMITTALS

NO.	DATE	DESCRIPTION
	11-29-23	75% PROGRESS SET
	12-22-23	90% PROGRESS SET
	01-26-24	95% PROGRESS SET
	02-09-24	PERMIT SET

PROJECT NO. AS397-22 | NY154 | SEI-085-23
DRAWN BY JWC

SHEET TITLE

AREA "A" ROOF FRAMING PLAN

SHEET NO.

S3.1

PRINTED: ARCH E1 30" x 42"