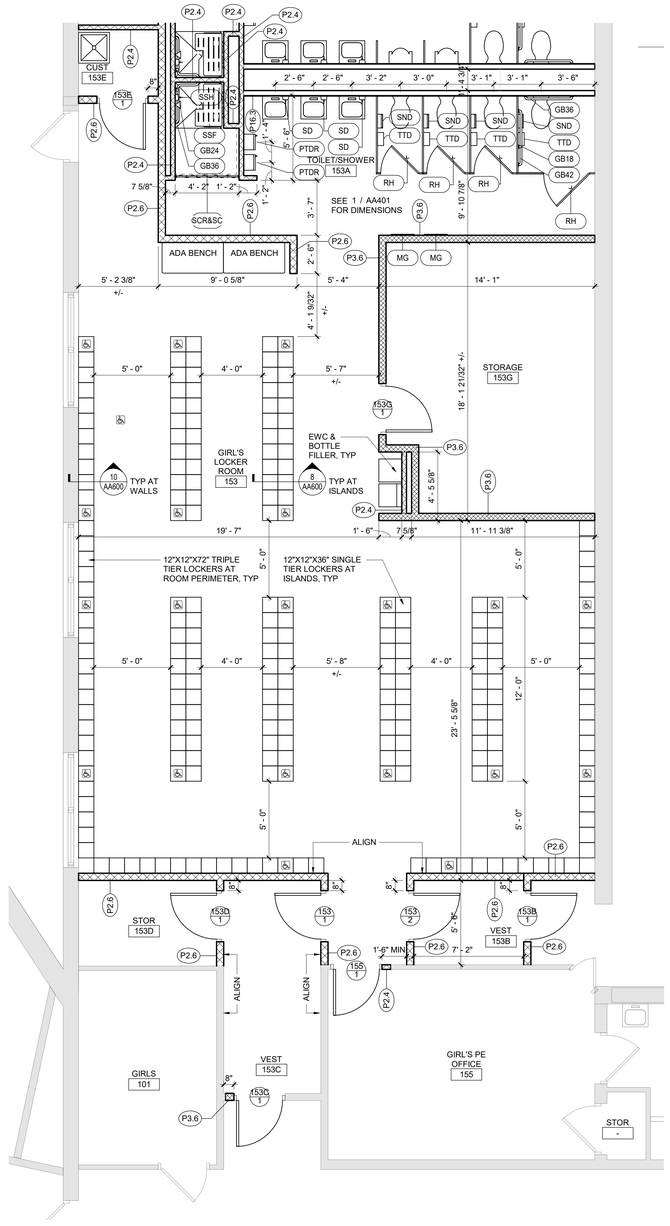

2 Enlarged Girl's Locker Room
1/4" = 1'-0"

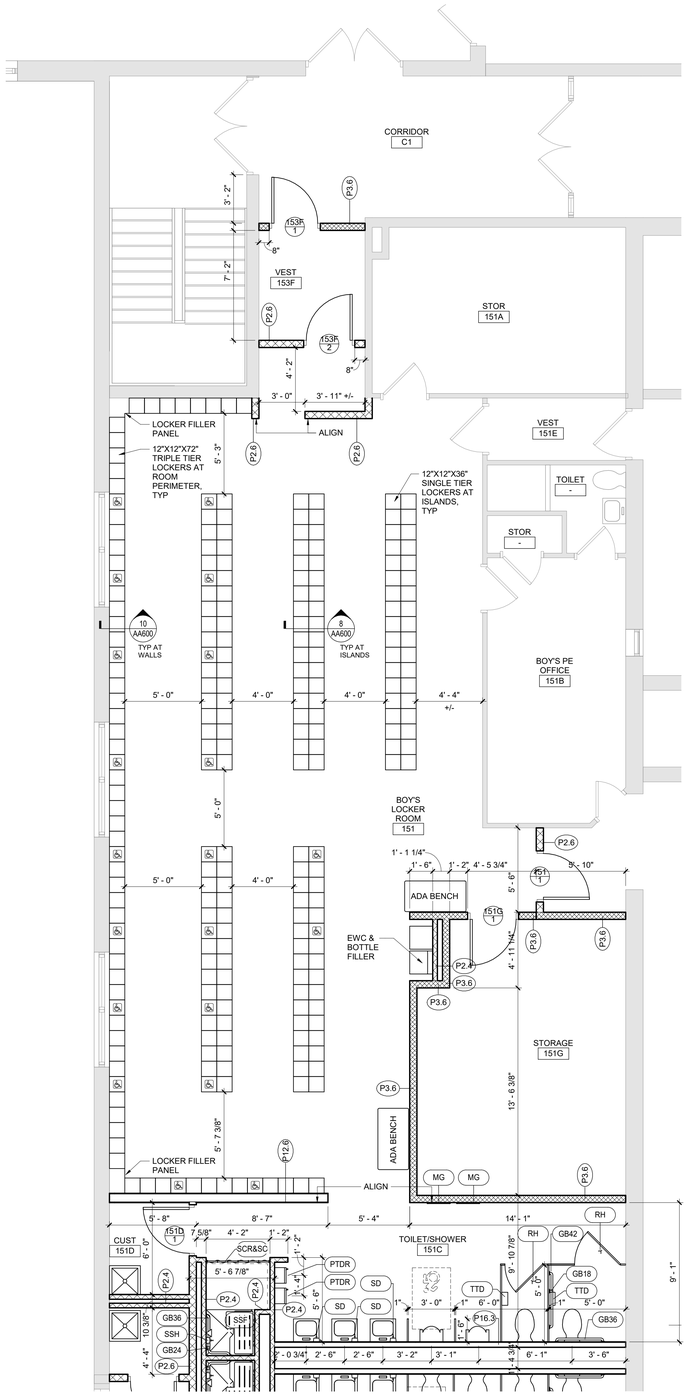

1 Enlarged Boy's Locker Room
1/4" = 1'-0"

General Notes - Applies to All Drawings

A. DO NOT SCALE DRAWINGS TO OBTAIN DIMENSIONS.

B. TAKE FIELD MEASUREMENTS TO FIT THE WORK PROPERLY. VERIFY ALL EXISTING CONDITIONS AND DIMENSIONS IN THE FIELD.

C. REFER INCONSISTENCIES TO ARCHITECT PRIOR TO COMMENCING THE WORK IN AFFECTED AREA.

D. ITEMS ARE SHOWN DIAGRAMMATICALLY ON DRAWINGS. VERIFY SPACE REQUIREMENTS AND DIMENSIONS TO FIT THE WORK PROPERLY.

E. NOTES SHOWN ON ONE DRAWING APPLY TO ALL SIMILAR DRAWINGS.

F. DO NOT DISTURB CONSTRUCTION SUSPECTED OF CONTAINING HAZARDOUS MATERIAL. IF ENCOUNTERED, IMMEDIATELY NOTIFY ARCHITECT, CONSTRUCTION MANAGER AND OWNER.

General Plan Notes

A. WHERE EXISTING CONSTRUCTION IS DAMAGED OR DISTURBED, PATCH AS REQUIRED TO RESTORE SURFACES TO THEIR ORIGINAL CONDITION.

B. PARTITION TYPE TAGS APPLY TO ENTIRE LENGTH OF WALL INDICATED BY THAT TAG, REGARDLESS OF OPENINGS WITHIN THAT WALL, TYPICAL UNLESS NOTED OTHERWISE.

1. ALL INTERIOR WALLS SHALL BE WALL/PARTITION TYPE P2.6, TYPICAL UNLESS NOTED OTHERWISE.
2. PROVIDE WOOD BLOCKING WITHIN METAL STUD PARTITIONS FOR ALL WALL MOUNTED ITEMS, TYP.

C. INFILL AREAS OF RECESSED FLOOR MAT AND/OR FINISH REMOVALS WITH REPAIR MATERIAL. PROVIDE SUBSTRATE LEVEL AS REQUIRED SO SCHEDULED FINISHED FLOOR WILL MATCH THAT OF EXISTING ADJACENT AREAS.

D. PROVIDE BRACING WITHIN CHASES AS FOLLOWS:

1. MASONRY WALLS: FULL-HEIGHT 4" CMU BRACES AT MAXIMUM SPACING OF 11'-0" OC.
2. GYPSUM BOARD/TILE BACKING PANELS ON METAL FRAMING: FULL-HEIGHT 6" METAL STUD BRACES AT MAXIMUM SPACING OF 11'-0" OC.

E. PROVIDE TOP OF WALL WIND CLIPS / RETURNS AS FOLLOWS:
1. FOR 4" MASONRY PROVIDE RETURNS @ 8 FT OC MAX
2. FOR 6" UNBRACED MASONRY OVER 12 FT LONG PROVIDE TOP OF WALL WIND CLIPS PER STRU DETAIL 15/AS600
3. FOR 8" UNBRACED MASONRY OVER 16 FT LONG PROVIDE TOP OF WALL WIND CLIPS PER STRU DETAIL 15/AS600

General Toilet Room Notes

A. DIMENSION CONVENTIONS, UNLESS NOTED OTHERWISE, ARE AS FOLLOWS:

1. DIMENSIONS INDICATED FOR PLUMBING FIXTURE CENTERLINES ARE MEASURED FROM FACE OF WALL FINISH.

B. CENTER ALL TOILET PARTITION DOORS WITHIN WIDTH OF STALL (UNLESS NOTED OTHERWISE). PROVIDE DOORS SIZED AS FOLLOWS:

1. TYPICAL STALLS: 24" WIDE, TYPICAL EXCEPT AS LISTED BELOW.
2. ADA AND AMBULATORY STALLS: 34" WIDE.

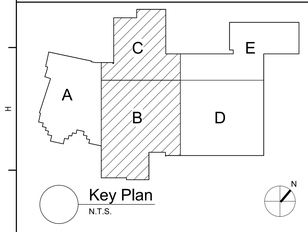

Key Plan
N.T.S.

S.E.D. Control No. 62-18-01-06-0-007-019

Rev. No.:	Date:	Description:

WALLKILL CENTRAL SCHOOL DISTRICT

complex world | CLEAR SOLUTIONS

Tetra Tech Engineers, Architects & Landscape Architects, P.C.

BID SET

TETRA TECH ARCHITECTS & ENGINEERS

Wallkill Central School District
Wallkill, New York

Reconstruction to:
Wallkill Senior High School

Enlarged Locker Room Plans

Drawn By:	Date:	Drawing Number:
Author	06/30/2023	AA401
Project No.: 17597-22002		