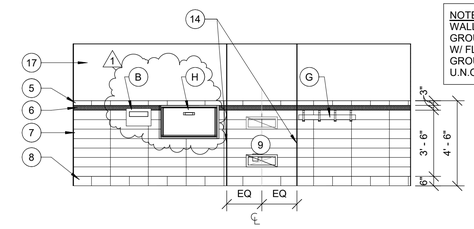

NOTE: ALIGN WALL TILE GROUT JOINTS W/ FLOOR TILE GROUT JOINTS, U.N.O

D1 MEN'S - NORTH - WEST ELEVATION
1/4" = 1'-0"

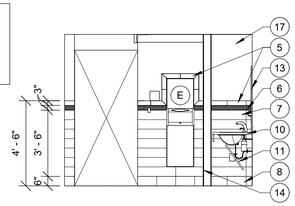

D2 MEN'S - NORTH - NORTH ELEVATION
1/4" = 1'-0"

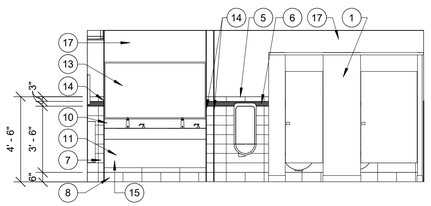

NOTE: ALIGN WALL TILE GROUT JOINTS W/ FLOOR TILE GROUT JOINTS, U.N.O

D3 MEN'S - NORTH - EAST ELEVATION
1/4" = 1'-0"

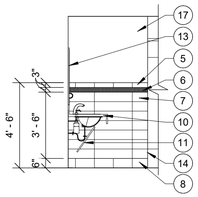

D4 MEN'S - NORTH - SOUTH ELEV. A
1/4" = 1'-0"

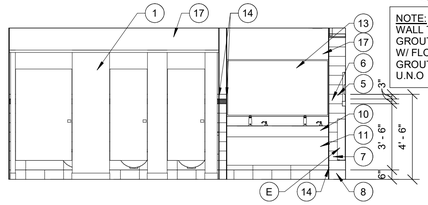

NOTE: ALIGN WALL TILE GROUT JOINTS W/ FLOOR TILE GROUT JOINTS, U.N.O

C1 WOMEN'S - NORTH - WEST ELEVATION
1/4" = 1'-0"

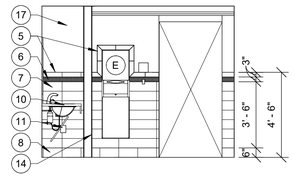

C2 WOMEN'S - NORTH - NORTH ELEVATION
1/4" = 1'-0"

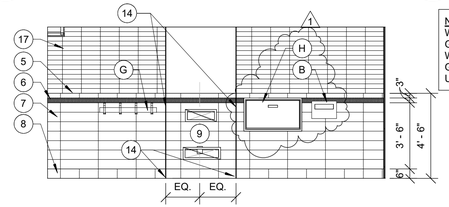

NOTE: ALIGN WALL TILE GROUT JOINTS W/ FLOOR TILE GROUT JOINTS, U.N.O

C3 WOMEN'S - NORTH - EAST ELEVATION
1/4" = 1'-0"

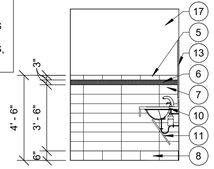

C4 WOMEN'S - NORTH - SOUTH ELEVATION
1/4" = 1'-0"

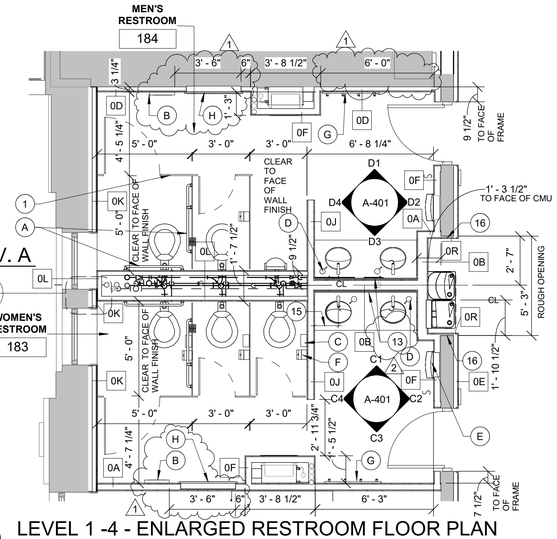

C5 LEVEL 1 -4 - ENLARGED RESTROOM FLOOR PLAN
1/4" = 1'-0"

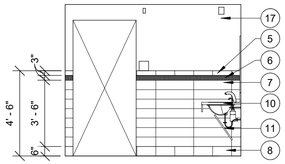

NOTE: ALIGN WALL TILE GROUT JOINTS W/ FLOOR TILE GROUT JOINTS, U.N.O

B1 MEN'S - SOUTH - WEST ELEVATION
1/4" = 1'-0"

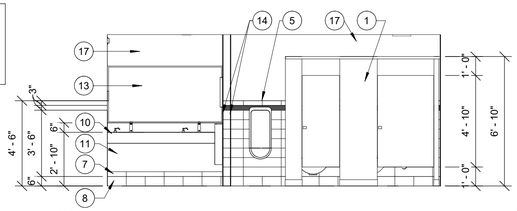

B2 MEN'S - SOUTH - NORTH ELEVATION
1/4" = 1'-0"

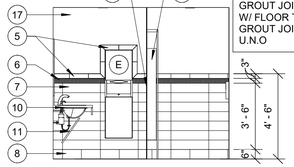

NOTE: ALIGN WALL TILE GROUT JOINTS W/ FLOOR TILE GROUT JOINTS, U.N.O

B3 MEN'S - SOUTH - EAST ELEVATION
1/4" = 1'-0"

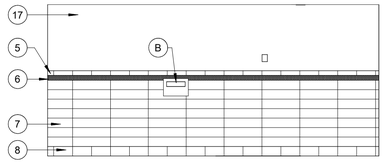

B4 MEN'S - SOUTH - SOUTH ELEVATION
1/4" = 1'-0"

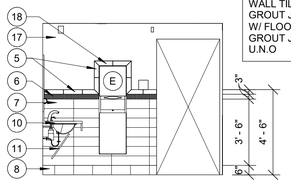

NOTE: ALIGN WALL TILE GROUT JOINTS W/ FLOOR TILE GROUT JOINTS, U.N.O

A1 WOMEN'S - SOUTH - WEST ELEVATION
1/4" = 1'-0"

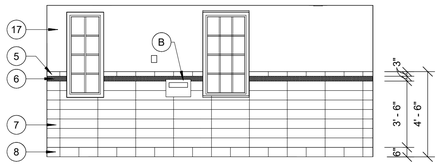

A2 WOMEN'S - SOUTH - NORTH ELEVATION
1/4" = 1'-0"

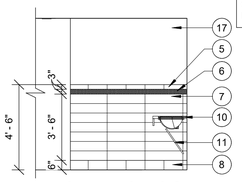

NOTE: ALIGN WALL TILE GROUT JOINTS W/ FLOOR TILE GROUT JOINTS, U.N.O

A3 WOMEN'S - SOUTH - EAST ELEVATION
1/4" = 1'-0"

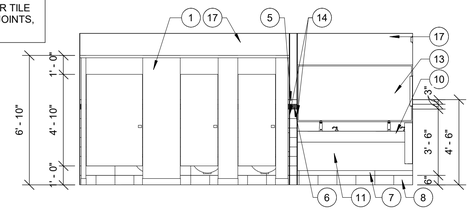

A4 WOMEN'S - SOUTH - SOUTH ELEVATION
1/4" = 1'-0"

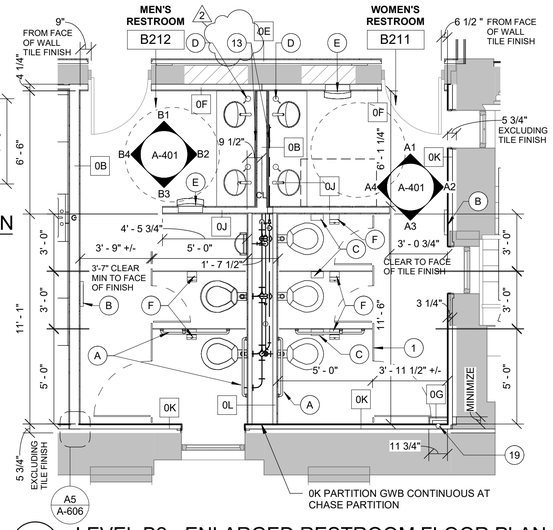

B5 LEVEL B2 - ENLARGED RESTROOM FLOOR PLAN
1/4" = 1'-0"

REFER TO ENLARGED PLAN C5 ON SHEET A-401 FOR NOTES ON CLEAR DIMENSIONS TO FINISHES AT TOILET PARTITIONS/URINALS AND FOR THE LAVATORY DISTANCE FROM WALL FINISH. THEY APPLY TO THIS FLOOR PLAN.

KEYNOTES (#)

1. HPDE FLOOR MOUNTED, FLOOR SUPPORTED TOILET PARTITIONS, TP-1
2. NOT USED
3. GYPSUM WALL BOARD AND METAL STUD FURRED PARTITION
4. NOT USED
5. PORCELAIN BULLNOSE TILE, PBN-1
6. MOSAIC WALL TILE (COINS), MWT-2
7. PORCELAIN WALL TILE, PWT-1
8. PORCELAIN TILE BASE, PTB-1
9. PORCELAIN TILE BASE (PBT-1) AND PORCELAIN WALL TILE (PWT-1) TO BE CENTERED ON PILASTER AS GRAPHICALLY SHOWN AT THIS LOCATION
10. QUARTZ COUNTERTOP AND APRON, QZ-1
11. PLASTIC LAMINATE MILLWORK, PL-1
12. NOT USED
13. 36" HIGH MIRROR TO EXTEND FULL WIDTH OF THE COUNTERTOP. VERIFY WIDTH IN FIELD PRIOR TO ORDERING.
14. METAL EDGE STRIP, MES-1
15. PROVIDE 1'-4" FROM FACE OF WALL TILE FINISH AT WALL TO CENTERLINE OF THE LAVATORY AT COUNTER (TYPICAL AT ALL LAVATORIES)
16. PROVIDE LAYER OF 5/8" GWB OVER 7/8" HAT CHANNEL AT THE MASONRY OPENING AND TIE INTO THE SAME CONSTRUCTION AT THE FACE OF THE CORRIDOR CMU WALL.
17. PAINT, PT-15.
18. MITER EDGES OF TILE AROUND ACCESSORY
19. RAIN LEADER

TOILET ACCESSORY SCHEDULE

MARK	DESCRIPTION
A	18" VERTICAL GRAB BAR + 36" GRAB BAR + 42" GRAB BAR
B	SURFACE MOUNTED TOILET SEAT COVER DISPENSER
C	SURFACE MOUNTED SANITARY NAPKIN DISPOSAL
D	VANITY MOUNTED SOAP DISPENSER
E	SEMI-RECESSED MOUNTED PAPER TOWEL DISPENSER AND WASTE RECEPTACLE
F	SURFACE MOUNTED TOILET TISSUE DISPENSER
G	36" HAT & COAT RACK W/ 4 HOOKS
H	BABY CHANGING STATION - ROOMS 183 AND 184 ONLY

LEGEND

EXISTING CONSTRUCTION

NEW CONSTRUCTION

0 2' 4' 8'
SCALE: 1/4" = 1'-0"

N

US Army Corps of Engineers ®

MARK	DESCRIPTION	DATE
2	ISSUED BY AMENDMENT	07/07/2023
1	ISSUED BY AMENDMENT	06/16/2023

ISSUE DATE: 01 MARCH 2023
SOLICITATION NO.: W912DS-19-R-0014
CONTRACT NO.: W912DS-19-C-0031-L
FILE NUMBER:

DESIGNED BY: A. FLORA
DRAWN BY: J. OWENS
CHECKED BY: D. MANTY
SUBMITTED BY:
SIZE: ANSI D'
FILE NAME:

US ARMY CORPS OF ENGINEERS
LINCOLN HALL
WEST POINT, NEW YORK

JACOBS / EWING COLE A Joint Venture

BUILDINGS 605/607 RENOVATION - LINCOLN HALL

ENLARGED RESTROOM FLOOR PLANS

SHEET ID
A-401

REVISED RTA SUBMISSION 03/01/2023