






ARCHITECTURAL LEGEND

-  INDICATES KEYED NOTE.
-  INDICATES NEW WALL, REF WALL SCHEDULE.
-  INDICATES NEW WINDOW, REF WINDOW SCHEDULE ON 'A' DWGS
-  INDICATES NEW DOOR, REF DOOR SCHEDULE ON 'A' DWGS
-  INDICATES NEW GRIDLINE

PLAN NOTES

- ALL ELEVATIONS ARE REFERENCED FROM 0'-0" = LEVEL 1 FINISH FLOOR.
- GRIDLINES ARE LOCATED AT EXTERIOR FACE OF PEMB STEEL LINES.
- DETAILS ON THESE PLANS ARE INTENDED TO DEPICT THE GENERAL CONSTRUCTION METHODS FOR THIS STRUCTURE. CONNECTIONS, DETAILS AND CONDITIONS NOT SPECIFICALLY SHOWN THAT ARE SIMILAR TO THOSE THAT ARE SPECIFIED SHALL BE ASSUMED ONE AND THE SAME. IF QUESTIONS REGARDING THE APPLICATION OF DETAILS ARE ENCOUNTERED, NOTIFY THE ARCHITECT / ENGINEER FOR CLARIFICATION IN A TIMELY MANNER PRIOR TO BID OPENING.
- DIMENSIONS AT DOORS ARE ROUGH OPENING OF STRUCTURAL FRAME.
- CONTRACTOR TO INSTALL PRE-ENGINEERED METAL BUILDING (PEMB) MATERIALS FOR PEMB FURNISHED UNDER SEPARATE CONTRACT.
- REFER TO SPECIFICATION 074116, 074213.19, AND 133419 FOR REQUIRED WARRANTIES.
- CONTRACTOR TO PROVIDE PROOF OF MANUFACTURER'S INSTALLATION CERTIFICATION AND TRAINING.
- CONTRACTOR TO PROVIDE DOCUMENTATION OF THE NECESSARY MANUFACTURER'S INSTALLATION. CERTIFICATION AND TRAINING CAN BE OBTAINED PRIOR TO INSTALLATION OF THE PEMB STRUCTURE.

