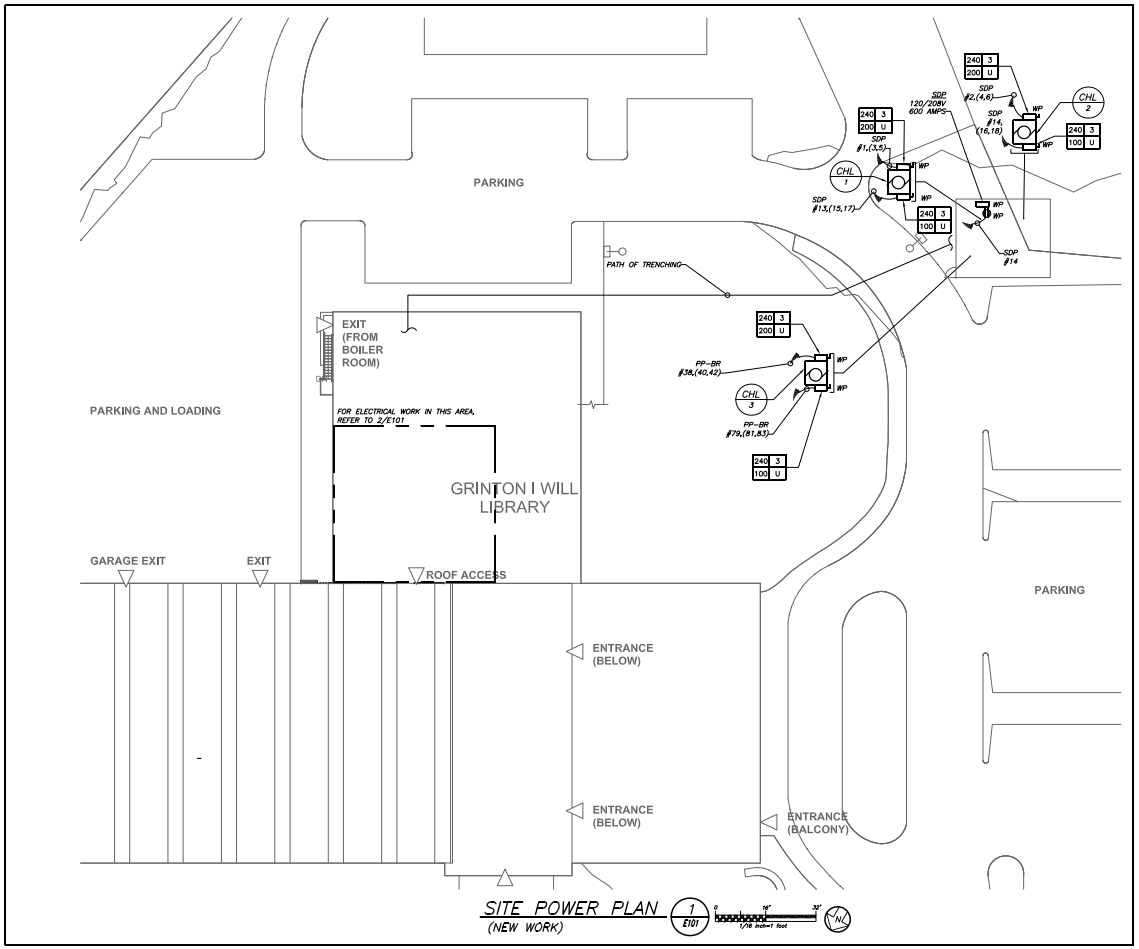

SITE POWER PLAN (NEW WORK) 1/E101 — 1/8 inch=1 foot

WORK NOTES:

1. REMOVE ALL INTERNAL COMPONENTS OF THE SECTION ALONG WITH FRONT COVER. PROVIDE NEW INTERNAL CUSTOM DISTRIBUTION BOARD SECTION ALONG WITH COVER. REFER TO E102 FOR BREAKER ARRANGEMENT AND RISER DIAGRAM FOR ADDITIONAL INFORMATION.
2. REMOVE ALL INTERNAL COMPONENTS OF THE 1200 AMP SERVICE SWITCH ALONG WITH FRONT COVER. PROVIDE TWO (2) NEW CUSTOM 1200 AMP FUSED AT 1100 DISCONNECT SERVICE SWITCHES ALONG WITH FRONT COVER. THE FUSE SIZES SHALL MATCH THE EXISTING. REFER TO RISER DIAGRAM ON E102 FOR ADDITIONAL INFORMATION.
3. REMOVAL ALL INTERNAL COMPONENTS OF THE CT CABINET ALONG WITH FRONT COVER PLATE. PROVIDE CUSTOM INTERNAL COMPONENTS ALONG WITH FRONT COVER PLATE. REFER TO RISER DIAGRAM ON E102 FOR ADDITIONAL INFORMATION.
4. REPLACE EXISTING 240V/600/3 PHASE DISCONNECT FEEDING NEW EXTERIOR PANEL SDP WITH NEW NEW DISCONNECT AS SHOWN.
5. REMOVE ALL INTERNAL COMPONENTS OF THE (2) SECTION 120V/208V 3 PHASE 4 WIRE 400 AMP PANEL ALONG WITH FRONT COVER. PROVIDE NEW INTERNAL CUSTOM DISTRIBUTION BOARD SECTION ALONG WITH COVER. REFER TO E102 FOR BREAKER ARRANGEMENT AND RISER DIAGRAM FOR ADDITIONAL INFORMATION.

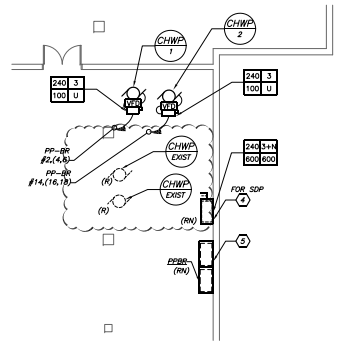

BASEMENT BOILER ROOM POWER PLAN (NEW WORK) 3/E101 — 1/8 inch=1 foot

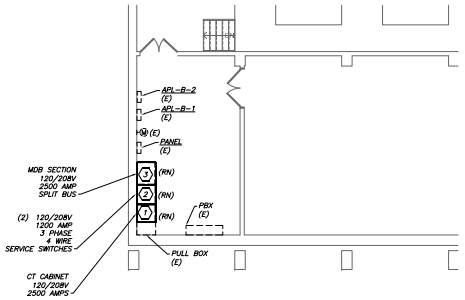

FIRST FLOOR ELECTRIC ROOM POWER PLAN (NEW WORK) 2/E101 — 1/8 inch=1 foot

BEFORE FABRICATION THIS CONTRACTOR SHALL VERIFY ALL MEASUREMENTS AND CONDITIONS ON JOB AND COORDINATE HIS WORK WITH THE WORK OF ALL OTHER CONTRACTORS

YONKERS PUBLIC LIBRARY

GRINTON I WILL LIBRARY BRANCH
CHILLER AND SWITCHGEAR REPLACEMENT

KG+D listen imagine build
KG+D . ARCHITECTS PC
285 MAIN STREET MOUNT KISCO . NEW YORK . 10549
P.914.666.5900 KGDARCHITECTS.COM

BARILE GALLAGHER & ASSOCIATES
CONSULTING ENGINEERS
70 MARBLE AVE PLEASANTVILLE, NY 10570
914.238.6400 GENERAL@BGA-ENG.com www.BGA-ENG.com

CONSTRUCTION DOCUMENTS

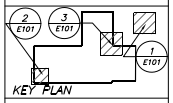

KEY PLAN

NOTE: ALL LEGAL RIGHTS, ARRANGEMENTS AND PLANS REPORTED OR REPRESENTED BY THE DRAWINGS ARE OWNED BY AND ARE THE PROPERTY OF KG+D ARCHITECTS PC (KG+D) AND WERE CREATED FOR USE ON THIS PROJECT. NONE OF SUCH IDEAS, DESIGNS, ARRANGEMENTS OR PLANS SHALL BE USED BY OR DISCLOSED TO ANY PURPOSE WHATSOEVER WITHOUT THE WRITTEN PERMISSION OF KG+D.

WRITTEN DIMENSIONS ON THIS DRAWING SHALL HAVE PRECEDENCE OVER SCALE DIMENSIONS. CONTRACTORS SHALL VERIFY ALL DIMENSIONS, DATUMS AND LEVELS ON SITE BEFORE THE WORK IS PUT INTO EFFECT. ANY DISCREPANCIES FROM DRAWINGS AND CONDITIONS ON SITE WHICH MAY AFFECT THE WORK MUST BE SUBMITTED TO THE OFFICE FOR APPROVAL BEFORE PROCEEDING WITH FABRICATION.

ALTERING ANY KEY PERSON, OR ANY ITEM OF ANY SUCH DOCUMENT, UNLESS ACTING UNDER THE DIRECTION OF THE LICENSED ARCHITECT WHOSE PROFESSIONAL SEAL IS APPLIED HEREIN, IS IN VIOLATION OF TITLE 8 ARTICLE 145 OF NEW YORK STATE LAW.
© COPYRIGHT KG+D ARCHITECTS PC
ALL RIGHTS RESERVED.

Professional Seal

No.	Date	Issue
2	12-17-2024	BID ADDENDUM 1
1	10-25-2024	BID ISSUE

Sheet Title

ELECTRICAL SITE AND FLOOR PLAN

Job No.	Date
	07/31/2024
Scale: AS NOTED	Drawn / Checked: BGA/BGA

Sheet Number

E101