


# CITY SCHOOL DISTRICT OF NEW ROCHELLE

## NEW ROCHELLE HIGH SCHOOL

### 2023 CAPITAL PROJECT - PHASE 2B

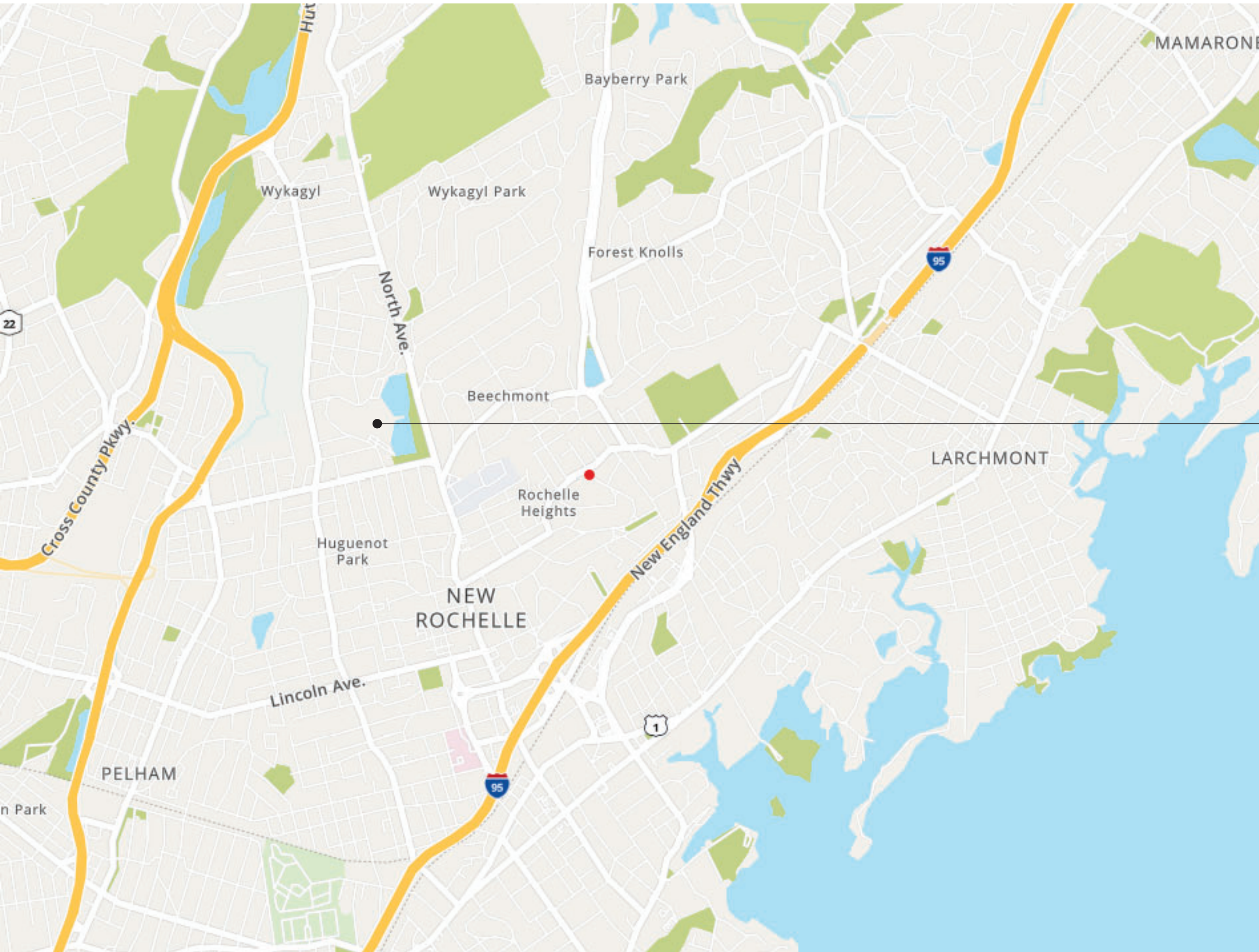
265 Clove Rd, New Rochelle, NY 10801

ISSUED FOR BID: 06/13/2025



CSARCH - ARCHITECTS  
GREENMAN - PEDERSEN, INC. - MEP & STRUCTURAL ENGINEER

STATE EDUCATION DEPARTMENT PROJECT CONTROL NUMBER:  
2023 CAPITAL PROJECT - PHASE 2B 66-11-00-01-0-001-031  
THE DESIGN OF THIS PROJECT CONFORMS TO APPLICABLE PROVISIONS OF THE NEW YORK STATE  
UNIFORM FIRE PREVENTION AND BUILDING CODE, THE NEW YORK STATE ENERGY CONSERVATION  
CONSTRUCTION CODE, AND THE MANUAL OF PLANNING STANDARDS OF THE NEW YORK STATE EDUCATION  
DEPARTMENT.  
CSArch PROJECT NO. 188-2301.02



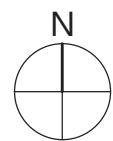
NEW ROCHELLE HIGH SCHOOL  
265 CLOVE ROAD,  
NEW ROCHELLE, NY 10801

DRAWING LIST - VOLUME 1

GENERAL DRAWINGS	
G000	COVER SHEET
G001	SYMBOLS, ABBREVIATIONS & MISC
G100	OVERALL FIRST FLOOR PLAN
G101	OVERALL SECOND FLOOR PLAN
G102	OVERALL THIRD FLOOR PLAN
LIFE SAFETY DRAWINGS	
LS101	AREA 'A&B' FIRST FLOOR LIFE SAFETY PLAN
LS102	AREA 'A&B' SECOND FLOOR LIFE SAFETY PLAN
LS103	AREA 'C' FIRST & SECOND FLOOR LIFE SAFETY PLAN
LS104	AREA 'D' FIRST FLOOR LIFE SAFETY PLAN
LS105	AREA 'E' ALL FLOORS LIFE SAFETY PLAN
LS106	AREA 'F' ALL FLOORS LIFE SAFETY PLANS
LS107	AREA 'G' SECOND AND THIRD FLOOR LIFE SAFETY PLAN
LS108	AREA 'H' FIRST AND SECOND FLOOR LIFE SAFETY PLAN
LS109	LIFE SAFETY DIAGRAMS
ARCHITECTURAL DEMOLITION DRAWINGS	
AD601	AREA G - SECOND FLOOR DEMOLITION PLAN
AD817	AREA G - SECOND FLOOR DEMOLITION RCP
AD827	AREA 'G' - THIRD FLOOR DEMOLITION RCP
ARCHITECTURAL DRAWINGS	
A117	AREA G - SECOND FLOOR NEW WORK PLAN
A127	AREA G - THIRD FLOOR NEW WORK PLAN
A601	ENLARGED AUDITORIUM SECOND FLOOR PLAN
A603	AUDITORIUM ELEVATIONS
A604	AUDITORIUM ELEVATIONS
A605	AUDITORIUM DETAILS
A817	AREA 'G' PARTIAL SECOND FLOOR RCP
A827	AREA 'G' PARTIAL THIRD FLOOR RCP
ARCHITECTURAL FINISH DRAWINGS	
AF101	ENLARGED AUDITORIUM FIRST FLOOR FINISH PLAN
ELECTRICAL GENERAL DRAWINGS	
E001	ELECTRICAL LEGEND AND ABBREVIATIONS
ELECTRICAL DEMOLITION DRAWINGS	
ED101	AUDITORIUM MAIN LEVEL ELECTRICAL REMOVALS PLAN
ED102	AUDITORIUM UPPER LEVEL ELECTRICAL REMOVALS PLAN
ELECTRICAL DRAWINGS	
E100	AUDITORIUM LOWER LEVEL ELECTRICAL PLAN
E101	AUDITORIUM MAIN LEVEL ELECTRICAL PLAN
E102	AUDITORIUM UPPER LEVEL ELECTRICAL PLAN
E103	AUDITORIUM STEP & AISLE LIGHTING PLAN
E104	HOUSE LIGHTING DRIVER CABINET SCHEDULES
E105	ELECTRICAL DETAILS
E201	AUD. MAIN LEVEL ELECTRICAL FOR THEATRICAL LTG. PLAN
E202	AUD. UPPER LEVEL ELECTRICAL FOR THEATRICAL LTG. PLAN
E203	THEATRICAL LIGHTING SCHEDULES & DETAILS
E301	AUDITORIUM MAIN LEVEL ELECTRICAL FOR AV PLAN
E302	AUDITORIUM UPPER LEVEL ELECTRICAL FOR AV PLAN
E401	THEATRICAL AVL RACK CONDUIT & CABLE SCHEDULES
E402	EXISTING LIGHTING CONTRL. SYSTEM DIAGRAM
E403	EXISTING SOUND SYSTEM DIAGRAM

VICINITY MAP

NTS





C:\Users\collura\Documents\188-2301\00\_NEW\_ROCHELLE\HS\_collura\XARE.dwt

ABBREVIATIONS

ABBREVIATION	DESCRIPTION
ADA	AMERICANS WITH DISABILITIES ACT
ADD	ADDENDUM
ADMIN	ADMINISTRATIVE
APP	ABOVE FINISHED FLOOR
ALT	ALTERNATE
APPROX	APPROXIMATE
ARCH	ARCHITECT / ARCHITECTURAL
AV	AUDIO VISUAL
BLDG	BUILDING
BOT OR B/	BOTTOM OF
BSMT	BASEMENT
CJ	CONTROL / CONSTRUCTION JOINT
CL	CENTERLINE
CLS	CEILING
CLR	CLEAR
CMU	CONCRETE MASONRY UNIT
COL	COLUMN
CONC	CONCRETE
CONF	CONFERENCE
CONT	CONTINUOUS
CONTR	CONTRACTOR
COORD	COORDINATE
CORR	CORRIDOR
DEMO	DEMOLITION
DET	DETAIL
DIA	DIAMETER
DN	DOWN
DWG	DRAWING
ED	EDUCATION
EIFS	EXTERIOR INSULATION FINISH SYSTEM
ELECT	ELECTRIC / ELECTRICAL
ELEV	ELEVATION
EPDM	ETHYLENE PROPYLENE DIENE MONOMER
EQ	EQUAL
EQUIP	EQUIPMENT
EXST	EXISTING
EJ	EXPANSION JOINT
EXT	EXTERIOR
FIN	FINISH
FIN FL	FINISH FLOOR
FIXT	FIXTURE
FLR	FLOOR
FRT	FIRE-RETARDENT-TREATED MATERIAL
FTS	FOOTING
G	GROUND
GA	GAUGE
GAL	GALLON(S)
GALV	GALVANIZED
GC	GENERAL CONTRACTOR
GWB	GYPSUM WALL BOARD
GWS	GYPSUM WALL BOARD SOFFIT
HM	HOLLOW METAL
HORIZ	HORIZONTAL
HR	HOUR
HT	HEIGHT
HTG	HEATING
HVAC	HEATING/VENTILATING/AIR CONDITIONING
ID	INSIDE DIMENSION
INCH	INCH
INT	INTERIOR
JAN	JANITOR
JC	JANITOR'S CLOSET
JST	JOIST
JT	JOINT
LAB	LABORATORY
LB	POUND
LN	LINEAR
LVL	LEVEL
MAN	MANUAL
MAS	MASONRY
MAX	MAXIMUM
MDF	MEDIUM DENSITY FIBERBOARD
MECH	MECHANICAL
MEZZ	MEZZANINE
MFR	MANUFACTURER
MD	MIDDLE
MIN	MINIMUM
MISC	MISCELLANEOUS
MO	MASONRY OPENING
MTL	METAL
NA	NOT APPLICABLE
NC	NOT IN CONTRACT
NOM	NOMINAL
NTS	NOT TO SCALE
OC	ON CENTER
OD	OUTSIDE DIAMETER
OH	OVERHEAD
OPT	OPTIONAL
OVR	OVERALL
OZ	OUNCE
PERIM	PERIMETER
PLAM	PLASTIC LAMINATE
PLBG	PLUMBING
PLAS	PLASTER
PLYWD	PLYWOOD
PNL	PANEL
PNT	PAINT
POLYISO	POLYISOCYANURATE
PPT	PRESSURE PRESERVATIVE TREATED
PR	FAIR
PREP	PREPARATORY
PTN	PARTITION
PVC	POLYVINYL CHLORIDE
RAD	RADIUS
REQD	REQUIRED
RM	ROOM
RND	ROUND
RO	ROUGH OPENING
SCH	SCHEDULED
SECT	SECTION
SF	SQUARE FEET
SIM	SIMILAR
SPEC	SPECIFICATION
SQ	SQUARE
SS	STAINLESS STEEL
STC	SOUND TRANSMISSION CLASS
STD	STANDARD
STL	STEEL
STOR	STORAGE
STRUCT	STRUCTURAL / STRUCTURE
SUSP	SUSPENDED
SAC	SUSPENDED ACOUSTICAL CEILING
T&B	TOP AND BOTTOM
T&G	TONGUE AND GROOVE
TECH	TECHNOLOGY
TEMP	TEMPORARY
TMFD	TEMPERED
TM	TOP OF MASONRY
TOS	TOP OF STEEL
TYF	TYPICAL
UL	UNDERWRITERS LABORATORY
UNO	UNLESS NOTED OTHERWISE
VERT	VERTICAL

ARCHITECTURAL LEGEND

MATERIAL INDICATIONS	
EARTH	
GRANULAR FILL	
BRICK	
CONCRETE MASONRY UNIT	
CONCRETE	
GROUT	
ROUGH WOOD BLOCKING	
SHIM	
FINISH WOOD	
PLYWOOD	
SHEATHING	
RIGID INSULATION	
BATT INSULATION	
SPRAY FOAM INSULATION	
EPS INSULATION	
STEEL	

DIMENSIONING CONVENTIONS	
FACE OF STUD OR CMU	
COLUMN CENTER LINE	

SYMBOLS	
CLASSROOM	
1000 S.F.	
A100	
INDON TAG, REFER TO A100 DRAWINGS	
BORROWED LIGHT NUMBER, REFER TO A100 DRAWINGS	
STOREFRONT / CURTAINWALL NUMBER, REFER TO A100 DRAWINGS	
PARTITION TAG, REFER TO A100 DRAWINGS	
HOUR RATING OF PARTITION	
ADDITIONAL NOTES FOR PARTITION	
REVISION NUMBER	
KEY NOTE, NEW WORK	
KEY NOTE, DEMOLITION WORK	
ELEVATION TAG	
HANDICAPPED ACCESSIBLE ELEMENT OR FIXTURE	
ROOM NAME	
WALL FINISH	
BASE FINISH	
FLOOR FINISH	

DETAIL INDICATOR LEGEND

SECTION INDICATOR	
DRAWING SHEET NUMBER SECTION IS DRAWN ON	
DIRECTION OF VIEW	
DETAIL INDICATOR (SECTION)	
DRAWING SHEET NUMBER SECTION IS DRAWN ON	
DIRECTION OF VIEW	
ENLARGED DETAIL INDICATOR	
DRAWING AREA REQUIRING DETAIL	
DETAIL NUMBER	
DRAWING SHEET NUMBER DETAIL IS DRAWN ON	
DETAIL TITLE	
DETAIL NUMBER	
DETAIL TYPE / NAME	
SCALE	
EXTERIOR ELEVATION INDICATOR	
DIRECTION OF VIEW	
ELEVATION NUMBER	
DRAWING SHEET NUMBER DETAIL IS DRAWN ON	
INTERIOR ELEVATION INDICATOR	
BLANK ARROW INDICATES ELEVATIONS NOT DETAILED	
ELEVATION NUMBER	
DRAWING SHEET NUMBER DETAIL IS DRAWN ON	
DIRECTION OF VIEW	

PLAN GRAPHICS LEGEND
EXISTING CONSTRUCTION TO REMAIN
EXISTING CONSTRUCTION TO BE REMOVED
NEW CONCRETE MASONRY WALL
NEW METAL STUD WALL
NEW BRICK VENEER
EXISTING DOOR TO REMAIN
EXISTING DOOR TO BE REMOVED
NEW DOOR
FINISHED DOOR OPENINGS SHALL BE LOCATED AS INDICATED BELOW UNO. DIMENSIONS SHOWN ARE CLEAR DIMENSIONS FROM INSIDE OF FRAME TO WALL FINISH.

GENERAL NOTES
1. DIMENSIONS ARE GIVEN THUS (UNLESS NOTED OTHERWISE) A. TO FACE OF MASONRY WALL B. TO FACE OF METAL STUD C. TO COLUMN CENTERLINES D. TO FINISH FACE OF SOFFIT OR CEILING E. FACE OF EXISTING CONSTRUCTION
2. DO NOT SCALE DRAWINGS. IF A DIMENSION IS NOT SHOWN, BRING IT TO THE ATTENTION OF THE ARCHITECT FOR VERIFICATION BEFORE PROCEEDING WITH THE ASSOCIATED WORK
3. WALLS ON COLUMN LINES ARE CENTERED, UNO
4. ALL DIMENSIONS RELATED TO EXISTING CONDITIONS SHALL BE VERIFIED IN FIELD. CONTRACTOR TO NOTIFY ARCHITECT OF ANY DISCREPANCIES PRIOR TO BEGINNING WORK IN THAT AREA.
5. LAYOUT OF TOILET FIXTURES AND ACCESSIBILITY CLEARANCES ARE SHOWN AS CLEAR DIMENSION. CONTRACTORS ARE REQUIRED TO COORDINATE LAYOUTS OF PARTITIONS, UTILITY CONNECTIONS, AND THICKNESS OF FINISHES TO ALLOW THESE CLEAR DIMENSIONS.
6. ALL ELEVATIONS (X-X') ARE REFERENCE FROM FIRST FLOOR ELEVATION
7. ALL WOOD BLOCKING WITHIN 2'-0" OF GRADE SHALL BE PRESSURE TREATED
8. ALL FLOOR PENETRATIONS SHALL BE SMOKE-SEALED AND /OR FIRE STOPPED. COORDINATE WITH H DNGS FOR SMOKE / FIRE DAMPER REQUIREMENTS.
9. FOR INTERIOR PARTITION TYPES, REFER TO DRAWING A101
10. FOR DOOR SCHEDULE, REFER TO DRAWING A101
11. FOR FINISH SCHEDULE, REFER TO DRAWING AF101
12. ALL EXPOSED SURFACES OF NEW PARTITIONS AND SOFFITS ARE TO BE FINISHED.

40 Beaver St., Albany, New York 12207-1511  
518-483-8866 www.csarchpc.com

Consultant

CITY SCHOOL DISTRICT OF NEW ROCHELLE  
NEW ROCHELLE HIGH SCHOOL  
2023 CAPITAL PROJECT - PHASE 2B

Project Title



Expiration Date: 02/28/2025

DATE	DESCRIPTION

Drawn By:	RC
Checked By:	MZ
Proj. #:	66-11-00-01-0-01-031
CSArch Proj. #:	188-2301.02
Issued for Bid:	06/13/2025

Sheet Title

SYMBOLS,  
ABBREVIATIONS  
& MISC

Sheet No.

NRHS  
G001

CONSTRUCTION DOCUMENTS



C:\Users\collura\Documents\188-2301\00\_NEW\_ROCHELLE\HS\_collura\XARE.dwt



#### GENERAL NOTES

1. REFER TO SHEET 0001 FOR ADDITIONAL GENERAL NOTES
2. REFER TO L5100 SERIES DRAWINGS FOR LIFE SAFETY PLANS AND DETAILED INFORMATION.
3. REFER TO A600 SERIES DRAWINGS FOR ADDITIONAL DIMENSIONS AND ENLARGED WORK PLANS.
4. REFER TO A600 SERIES DRAWINGS ADDITIONAL DIMENSIONS AND DETAILED INFORMATION OF CEILING SCOPE.

40 Beaver St., Albany, New York 12207-1511  
518-463-8866 www.csarch.com

CSARCH

Consultant

## CITY SCHOOL DISTRICT OF NEW ROCHELLE NEW ROCHELLE HIGH SCHOOL 2023 CAPITAL PROJECT - PHASE 2B

Project Title



Expiration Date: 02/28/2025

DATE	DESCRIPTION

Drawn By: RC  
Checked By: MZ  
Proj. #: 66-11-00-01-0-001-031  
CSArch Proj. #: 188-2301.02  
Issued for Bid: 06/13/2025

Sheet Title

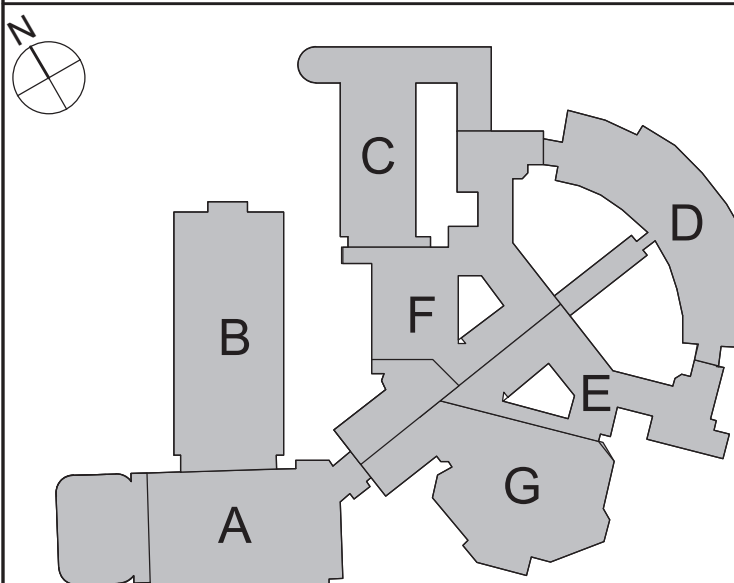
OVERALL FIRST FLOOR PLAN

Sheet No.

NRHS  
G100

CONSTRUCTION DOCUMENTS

#### KEY PLAN



COPYRIGHT © ALL RIGHTS RESERVED



1. REFER TO SHEET 6001 FOR ADDITIONAL GENERAL NOTES
2. REFER TO LS100 SERIES DRAWINGS FOR LIFE SAFETY PLANS AND DETAILED INFORMATION.
3. REFER TO A600 SERIES DRAWINGS FOR ADDITIONAL DIMENSIONS AND ENLARGED WORK PLANS.
4. REFER TO A800 SERIES DRAWINGS ADDITIONAL DIMENSIONS AND DETAILED INFORMATION OF CEILING SCOPE.


Consultant

CITY SCHOOL DISTRICT OF NEW ROCHELLE  
NEW ROCHELLE HIGH SCHOOL  
2023 CAPITAL PROJECT - PHASE 2B

Project Title



**Expiration Date:** 02/28/2025

	DATE	DESCRIPTION

Drawn By:	RO
Checked By:	ME
Proj. #:	66-11-00-01-0-001-031
CSArch Proj. #:	188-2301.02
Issued for Bid:	06/13/2025

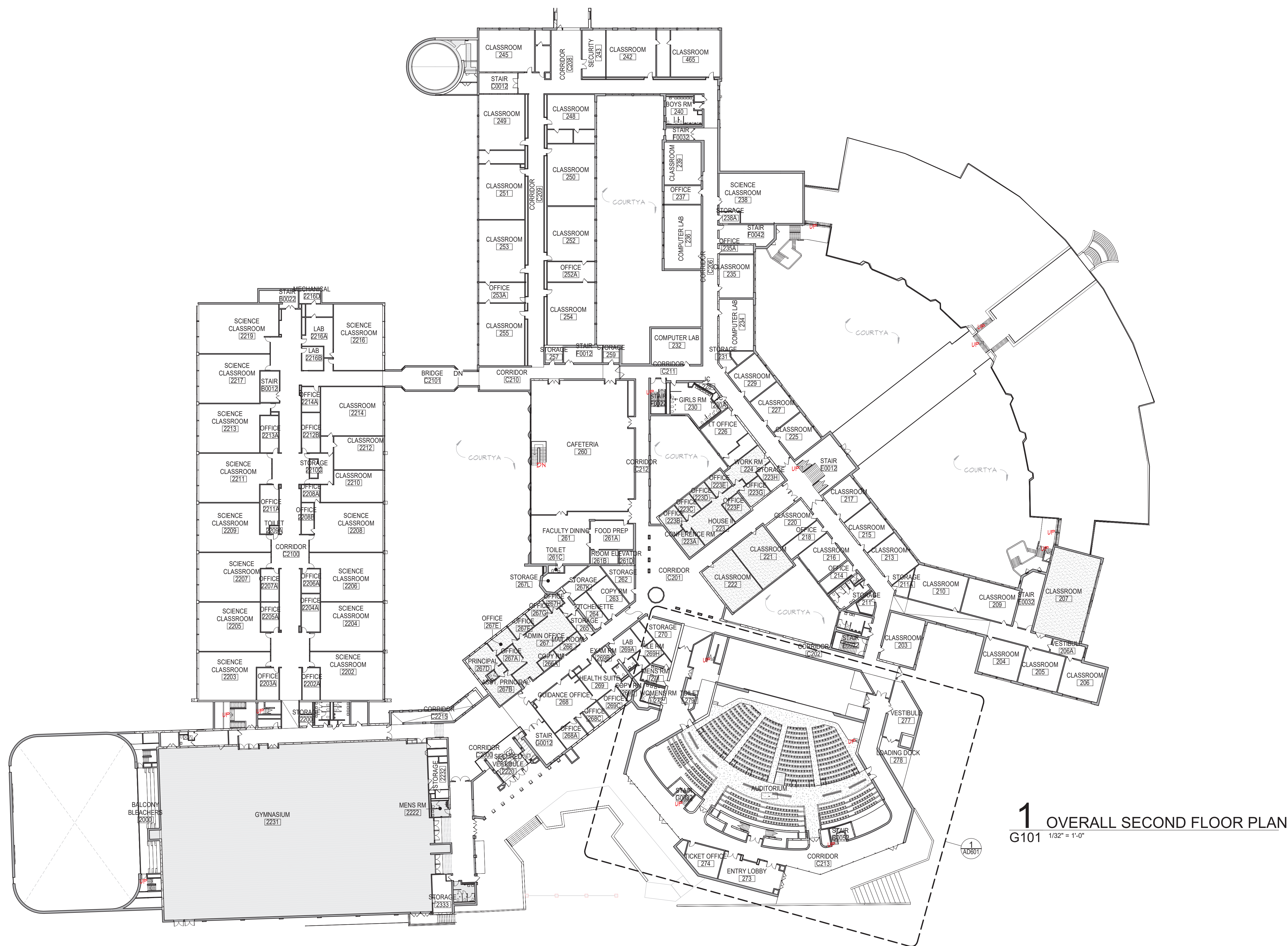
Sheet Title

OVERALL  
SECOND  
FLOOR PLAN

Sheet No.

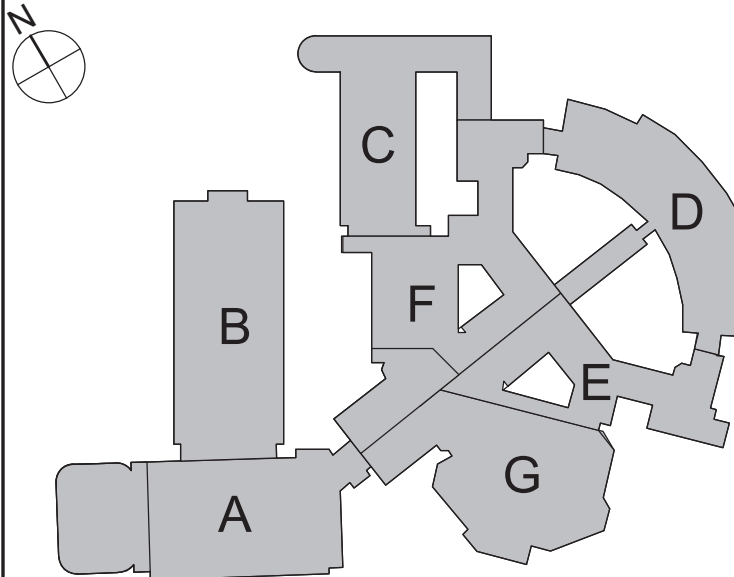
NRHS  
G101

CONSTRUCTION DOCUMENTS



# 1 OVERALL SECOND FLOOR PLAN

## KEY PLAN



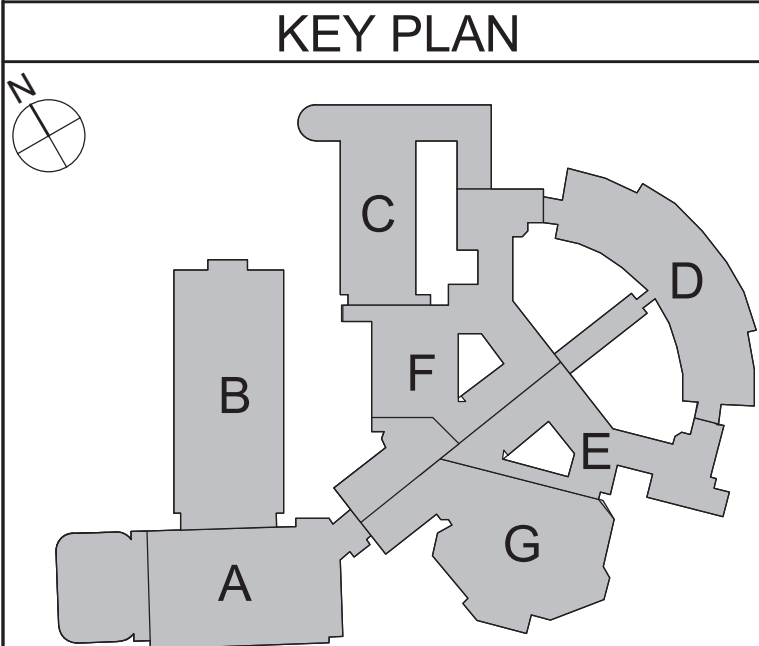
COPYRIGHT © ALL RIGHTS RESERVED



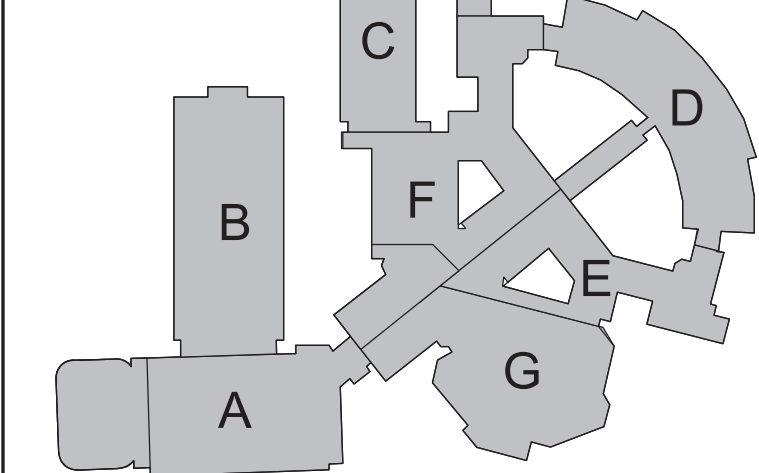
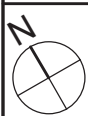
C:\Users\collura\Documents\188-2301\00\_NEW\_ROCHELLE\HS\_collura\X\ARE-04



1 OVERALL THIRD FLOOR PLAN  
G102 1/32" = 1'-0"



KEY PLAN



COPYRIGHT © ALL RIGHTS RESERVED

## GENERAL NOTES

1. REFER TO SHEET 6001 FOR ADDITIONAL GENERAL NOTES
2. REFER TO L5100 SERIES DRAWINGS FOR LIFE SAFETY PLANS AND DETAILED INFORMATION.
3. REFER TO A600 SERIES DRAWINGS FOR ADDITIONAL DIMENSIONS AND ENLARGED WORK PLANS.
4. REFER TO A600 SERIES DRAWINGS ADDITIONAL DIMENSIONS AND DETAILED INFORMATION OF CEILING SCOPE.

40 Beaver St., Albany, New York 12207-1511  
518-463-8866 www.csarch.com

CSARCH

Consultant

## CITY SCHOOL DISTRICT OF NEW ROCHELLE NEW ROCHELLE HIGH SCHOOL 2023 CAPITAL PROJECT - PHASE 2B

Project Title



Expiration Date: 02/28/2025

DATE	DESCRIPTION

Drawn By: RC  
Checked By: MZ  
Proj. #: 66-11-00-01-0-001-031  
CSArch Proj. #: 188-2301.02  
Issued for Bid: 06/13/2025

Sheet Title

OVERALL  
THIRD FLOOR  
PLAN

Sheet No.

NRHS  
G102

CONSTRUCTION DOCUMENTS