JOB NO	MODEL NUMBER	DRAWN BY	SCHEMATIC TYPE	DESCRIPTION OF OPERATION:
6784502	DCV-1111		INSTALL	Demand Control Ventilation, w/ control for 1 Exhaust Fan, 1 Supply Fan, Exhaust on in Fire, Lights out in Fire, Fans modulate based on duct temperature. INVERTER DUTY 3 PHASE MOTOR REQUIRED FOR USE WITH VFD. Room temperature sensor shipped loose for field installation.Verify distance between VFD and Motor; additional cost could apply if distance exceeds 50 feet.
JOB NAME		DATE	DWG NO	
Peekskill Firehouse Kitchen I...		5/8/2024	ECP #3-1	

BREAKER PANEL TO PRIMARY CONTROL PANEL

Responsibility: Electrician

BREAKER SIZE SHOWN IS THE MAXIMUM ALLOWED

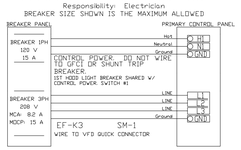

BREAKER PANEL TO FANS

Responsibility: Electrician



CONTROL PANEL TO FANS

Responsibility: Electrician

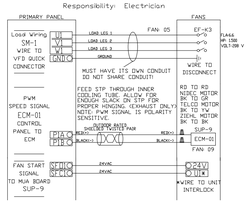

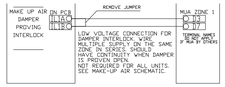

CONTROL PANEL TO ACCESSORY ITEMS

Responsibility: Electrician

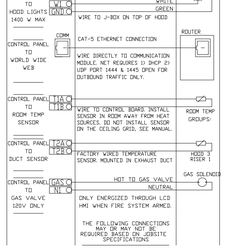

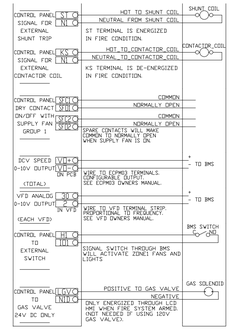

CONTROL PANEL TO FIRE SYSTEM

Responsibility: ALARM CONTRACTOR

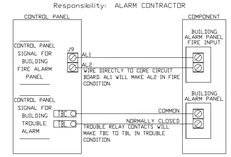

JOB NO	MODEL NUMBER	DRAWN BY	SCHEMATIC TYPE	DESCRIPTION OF OPERATION:
6784502	DCV-1111		INSTALL	Demand Control Ventilation, w/ control for 1 Exhaust Fan, 1 Supply Fan, Exhaust on in Fire, Lights out in Fire, Fans modulate based on duct temperature. INVERTER DUTY 3 PHASE MOTOR REQUIRED FOR USE WITH VFD. Room temperature sensor shipped loose for field installation.Verify distance between VFD and Motor; additional cost could apply if distance exceeds 50 feet.
JOB NAME		DATE	DWG NO	
Peekskill Firehouse Kitchen I...		5/8/2024	ECP #3-2	

CONTROL PANEL TO FIRE SYSTEM

Responsibility: CERTIFIED INSTALLER

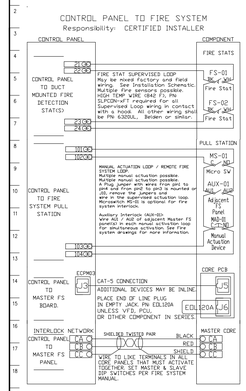

JOB NO	MODEL NUMBER	DRAWN BY	SCHEMATIC TYPE	DESCRIPTION OF OPERATION:
6784502	DCV-1111		INSTALL	Demand Control Ventilation, w/ control for 1 Exhaust Fan, 1 Supply Fan, Exhaust on in Fire, Lights out in Fire, Fans modulate based on duct temperature. INVERTER DUTY 3 PHASE MOTOR REQUIRED FOR USE WITH VFD. Room temperature sensor shipped loose for field installation.Verify distance between VFD and Motor; additional cost could apply if distance exceeds 50 feet.
JOB NAME		DATE	DWG NO	
Peekskill Firehouse Kitchen I...		5/8/2024	ECP #4-1	

BREAKER PANEL TO PRIMARY CONTROL PANEL

Responsibility: Electrician

BREAKER SIZE SHOWN IS THE MAXIMUM ALLOWED

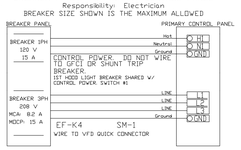

BREAKER PANEL TO FANS

Responsibility: Electrician



CONTROL PANEL TO FANS

Responsibility: Electrician

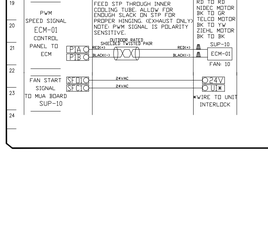

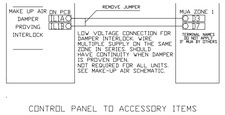

CONTROL PANEL TO ACCESSORY ITEMS

Responsibility: Electrician

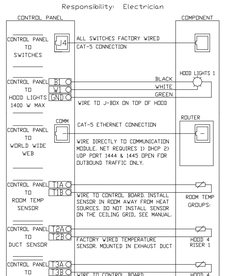

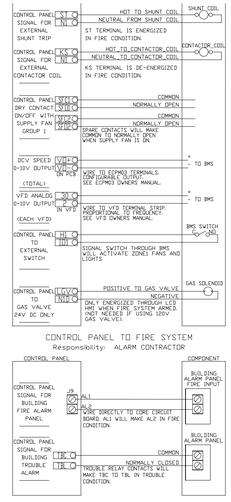

CONTROL PANEL TO FIRE SYSTEM

Responsibility: ALARM CONTRACTOR

JOB NO	MODEL NUMBER	DRAWN BY	SCHEMATIC TYPE	DESCRIPTION OF OPERATION:
6784502	DCV-1111		INSTALL	Demand Control Ventilation, w/ control for 1 Exhaust Fan, 1 Supply Fan, Exhaust on in Fire, Lights out in Fire, Fans modulate based on duct temperature. INVERTER DUTY 3 PHASE MOTOR REQUIRED FOR USE WITH VFD. Room temperature sensor shipped loose for field installation.Verify distance between VFD and Motor; additional cost could apply if distance exceeds 50 feet.
JOB NAME		DATE	DWG NO	
Peekskill Firehouse Kitchen I...		5/8/2024	ECP #4-2	

CONTROL PANEL TO FIRE SYSTEM

Responsibility: CERTIFIED INSTALLER

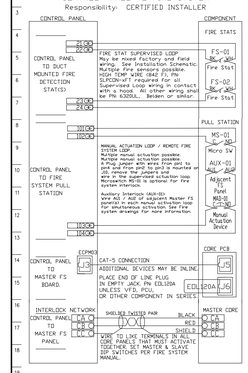

REVISIONS

DESCRIPTION	DATE

econ·air
www.econair.com
N. NJ & S. NY
Rutherford, NJ 07070 PHONE: (201) 889 - 4862 FAX: 9191476024 EMAIL: regfb@econair.com

Peekskill Firehouse Kitchen Incubator R2
701 Washington Street,
Peekskill, NY, 10566

DATE: 7/30/2024
DWG.#: 6784502
DRAWN BY: billy.gost
SCALE: N.T.S.
MASTER DRAWING
SHEET NO. 11

JTA
JOSEPH THOMPSON ARCHITECT

Joseph G. Thompson Architect, PLLC
108 N Division Street, Ste 100
Peekskill, New York 10566

PH: (845)532-8156
EM: joe@jthompsonarch.com

NOTES:

IT IS A VIOLATION OF THE LAW FOR ANY PERSON, UNLESS ACTING UNDER THE DIRECTION OF A LICENSED ARCHITECT OR ENGINEER, TO ALTER AN ITEM IN ANY WAY. IF AN ITEM BEARING THE SEAL OF AN ARCHITECT OR ENGINEER IS ALTERED, THE ALTERING ARCHITECT OR ENGINEER SHALL AFFIX TO HIS ITEM THE SEAL AND THE NOTATION "ALTERED BY" FOLLOWED BY HIS SIGNATURE AND THE DATE OF SUCH ALTERATION, AND A SPECIFIC DESCRIPTION OF THE ALTERATION.

DO NOT SCALE DRAWINGS. WRITTEN DIMENSIONS GOVERN.

© JOSEPH G THOMPSON ARCHITECT, PLLC. ALL RIGHTS RESERVED.

STATE OF NEW YORK · ERIC D. FELLENZER · LICENSED PROFESSIONAL ENGINEER

SEAL
ERIC D. FELLENZER, P.E.
NY PROFESSIONAL ENGINEER
NO. 073084-1
ISSUED 1995 EXP. 8/25

PEEKSKILL FIREHOUSE KITCHEN INCUBATOR

City of Peekskill (Owner)
701 Washington Street
Peekskill, New York 10566
S-B-L: 32.20-9-1
City of Peekskill - Westchester County

DRAFT CONSTRUCTION DOCUMENT - NOT FOR PERMIT OR CONSTRUCTION

UNAUTHORIZED ALTERATION OR ADDITION TO A PLAN BEARING A LICENSED PROFESSIONAL ENGINEER'S SEAL IS A VIOLATION OF SECTION 7209, SUB-DIVISION 2 OF THE N.Y. STATE EDUCATION LAW.
FELLENZER ENGINEERING, LLP
CERTIFICATE OF AUTHORIZATION #: 0017795

FELLENZER ENGINEERING LLP
www.fellp.com

22 Mulberry St., Suite 2A,
Middletown, NY 10940
t 845-343-1481 fx 845-343-4986

181 Church St., Suite 100,
Poughkeepsie, NY 12601
t 845-454-9704 fx 855-320-8735

DESIGNED BY:	DRAWN BY:	APPROVED BY:	FE PROJECT #:
RW	JCL	EDF	23-369

⅛" ¼" ½" 0 1" 2"
REFERENCE SCALE

Date: September 17, 2024
Revisions:

H4.11

File Name: F:\2023\23-369 Peekskill Firehouse Kitchen Incubator\HVAC\H4.01 - H4.12 (CAPTIVEAIRE).dwg (Layout: H4.11)
Date: Tue, Sep 17, 2024 - 10:09 AM (Name: wpb)