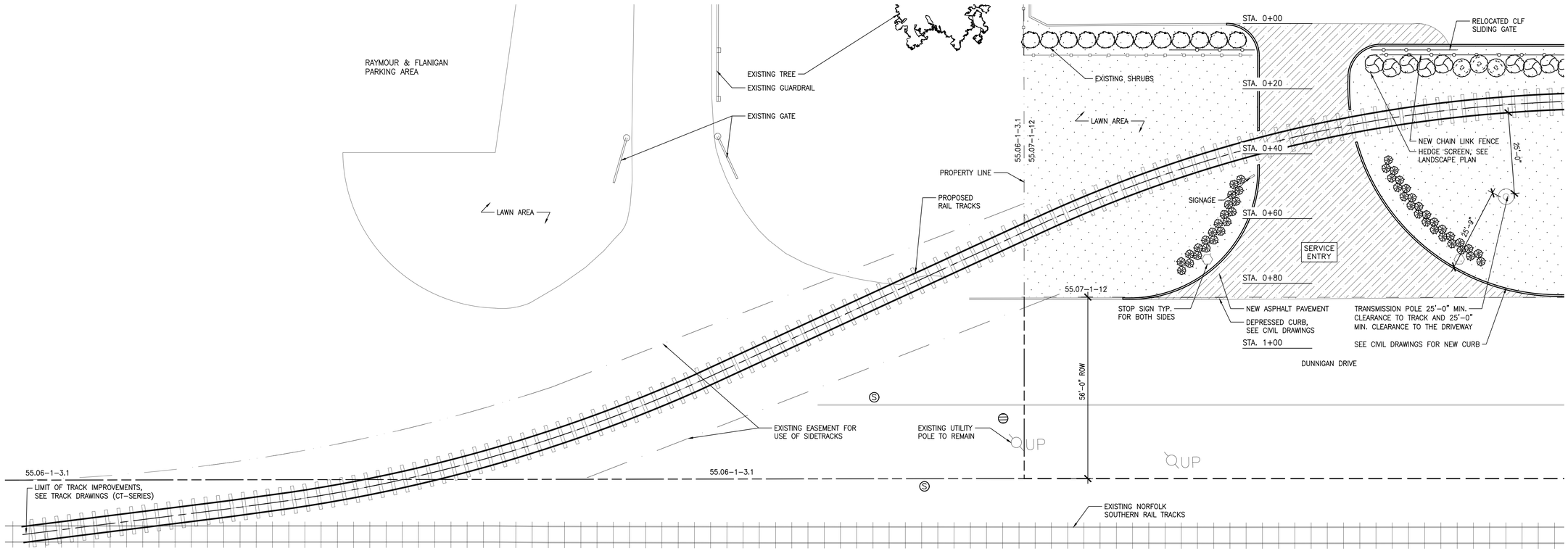

1 PARTIAL PLAN AT RELOCATED ENTRANCE
A-700 A-700
SCALE: 1/16"=1'-0"
0 8 16 32 FT

PLANTING NOTES:

1. PLANT MATERIAL WILL BE INSPECTED AND APPROVED AT THE PLACE OF GROWTH BY THE ARCHITECT. HOWEVER, PLANT MATERIAL WHICH HAS BECOME DAMAGED, DISEASED OR WHICH IS UNACCEPTABLE TO THE ARCHITECT, FOR ANY REASON, MAY BE REJECTED UPON DELIVERY TO THE SITE.
2. ALL PLANT MATERIAL TO BE VIGOROUS, FREE OF INJURY OR DEFECTS. ALL PLANT MATERIAL TO .
3. PLANT BEDS TO HAVE MINIMUM OF 24" TOPSOIL EXCEPT AS OTHERWISE NOTED
4. NO SUBSTITUTION WILL BE PERMITTED WITHOUT PRIOR CONSENT FROM THE ARCHITECT.
5. THE ACTUAL LOCATION OF PLANT MATERIALS MAY VARY DUE TO FIELD CONDITIONS, FINAL CONDITIONS, OR FINAL PLACEMENT OF PLANT MATERIAL.
6. PLANT MATERIAL SHALL BE APPROVED BEFORE PITS ARE DUG. IF INITIAL PLACEMENT IS NOT SATISFACTORY, PLANTS SHALL BE RELOCATED IN THE FIELD AT THE CONTRACTOR'S EXPENSE AS DIRECTED BY THE LANDSCAPE ARCHITECT.
7. ALL PLANTS IN THE SAME AREA SHALL BE PLACED AND PLANTED AT THE SAME TIME. IF ANY PLANT REMAINS ON-SITE FOR MORE THAN 24 HOURS BEFORE FINAL PLANTING, THEY SHALL BE HEELED IN ON-SITE TO MAINTAIN THEIR HEALTH AND VITALITY. PLANTS SHALL BE OTHERWISE PROTECTED AND MAINTAINED INCLUDING, BUT NOT LIMITED TO, WATER AND SHADE. ANY PLANTS DEEMED IN UNSATISFACTORY HEALTH OR CONDITION AT THE TIME OF PLANTING SHALL BE REPLACED AT THE CONTRACTOR'S EXPENSE.
8. THE CONTRACTOR IS TO USE CARE AND CONSIDERATION DURING EXCAVATION AND PLANTING TO AVOID DISTURBING OR DAMAGING ANY EXISTING AND ADJACENT UNDERGROUND UTILITIES, CONSTRUCTION AND PLANT MATERIAL. ANY DAMAGE TO THE AFORE-MENTIONED FROM THIS CONSTRUCTION SHALL BE THE CONTRACTORS RESPONSIBILITY AND BE RESTORED AT HIS EXPENSE TO THE SATISFACTION OF THE LANDSCAPE ARCHITECT.
9. ADEQUATE MOISTURE SHOULD BE PROVIDED SO THAT PLANTINGS NOT DRY OUT DURING THE FIRST YEAR.
10. THE CONTRACTOR SHALL RESTORE ALL LAWN AREAS TO FINISH. LINES OF INTERSECTION WITH EXISTING LAWN SHALL BE CONTINUOUS AND FLUSH .
11. MINIMUM TOPSOIL IN GROUND COVER AND BULB BEDS: 9".

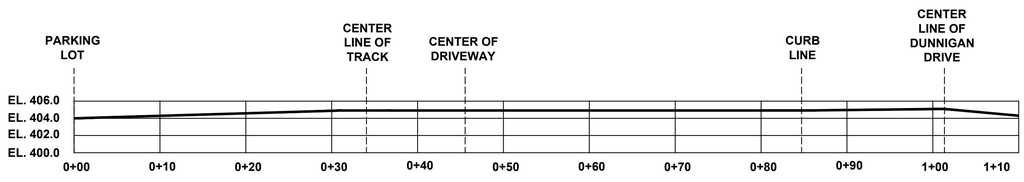

2 SERVICE ENTRY PROFILE
A-700 A-700
SCALE: 1:100
0 50 100 200 FT

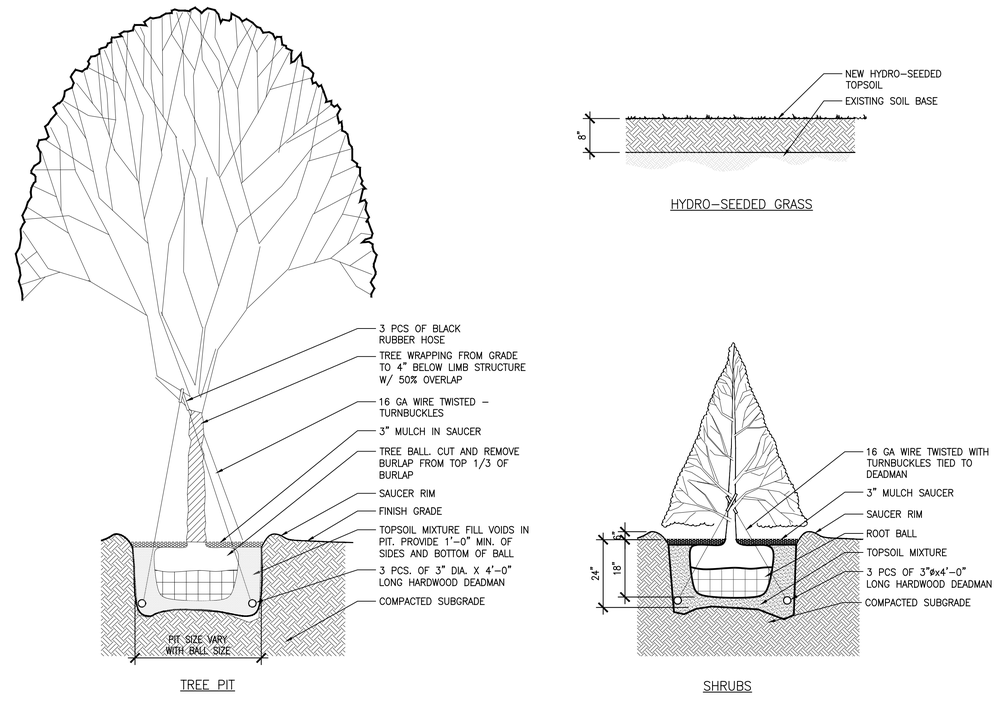

3 TYP. PLANTING DETAILS
A-700 A-700
SCALE: 1/2"=1'-0"
0 1 2 4 FT

ARCHITECT
di Domenico + Partners LLP
Architecture
Landscape Architecture
Planning
3743 Crescent Street, 3rd Floor
Long Island City, New York 11101
Tel 212-337-0400
Fax 212-337-3567

CIVIL PLANNING ENGINEER
JMC Planning Engineering Landscape Architecture & Land Surveying, PLLC
120 Bedford Road
Armonk, New York 10504
Tel 914-273-5225
Fax 914-273-2102

MEP ENGINEER
BURNS ENGINEERING, PC.
1261 Broadway, Suite 708
New York, New York 10001
Tel 212-962-3503

STRUCTURAL ENGINEER
GEI50
1385 Broadway, 20th FL
New York, New York 10018
Tel 212-687-8282

MANHATTAN BEER DISTRIBUTORS

MANHATTAN BEER DISTRIBUTORS
20 DUNNIGAN DRIVE
SUFFERN, NEW YORK

REV	DESCRIPTION	DATE
–	ISSUED FOR DOB SUBMISSION	9.10.21
–	ISSUED FOR BID	10.15.21
–	ISSUED FOR CONSTRUCTION	11.30.21
–	REVISED BID SET	01.20.22
–	REVISED FOR CONSTRUCTION	04.05.22
–	PER METAL PANEL REDESIGN	07.26.22
–	REVISED FOR CONSTRUCTION	08.15.22

DRAWN BY :	S. WOO
CHECKED BY :	D. TOBAR, R.A.
APPROVED BY :	A. BERGER, R.A.
DATE :	07.30.2021
SCALE :	AS NOTED

DRAWING TITLE :

LANDSCAPE KEY PLAN AND NOTES

DWG NUMBER :

A-700