

NOTES:

1. REFER TO CONTRACT DRAWING E-001 FOR ELECTRICAL LEGEND, ABBREVIATIONS, GENERAL NOTES, AND DRAWING LIST.
2. REFER TO CONTRACT DRAWINGS E-701, E-702, AND E-703 FOR ELECTRICAL ONE-LINE DIAGRAM.
3. REFER TO CONTRACT DRAWING E-607 FOR LIGHTING FIXTURE SCHEDULE.
4. REFER TO ARCHITECTURAL DRAWINGS FOR EXACT QUANTITY, LOCATION, AND SPECIFICATIONS OF LIGHTING FIXTURES.
5. REFER TO ARCHITECTURAL DRAWINGS FOR EXACT LIGHTING CONTROL SYSTEM SPECIFICATIONS, DEVICE LAYOUT, AND QUANTITY OF CONTROL DEVICES.

ARCHITECT

di Domenico + Partners LLP

Architecture
Landscape Architecture
Planning

3743 Crescent Street, 3rd Floor
Long Island City, New York 11101
Tel 212-337-0400
Fax 212-337-3567

CIVIL PLANNING ENGINEER

JMC

JMC Planning Engineering Landscape
Architecture & Land Surveying, PLLC
120 Bedford Road
Armonk, New York 10504
Tel 914-273-5225
Fax 914-273-2102

MEP ENGINEER

Burns

BURNS ENGINEERING, PC.
1261 Broadway, Suite 708
New York, New York 10001
Tel 212-962-3503

STRUCTURAL ENGINEER

GEI

GEI50
1385 Broadway, 20th FL
New York, New York 10018
Tel 212-687-8282



MANHATTAN BEER DISTRIBUTORS
20 DUNNIGAN DRIVE
SUFFERN, NEW YORK

KEY PLAN

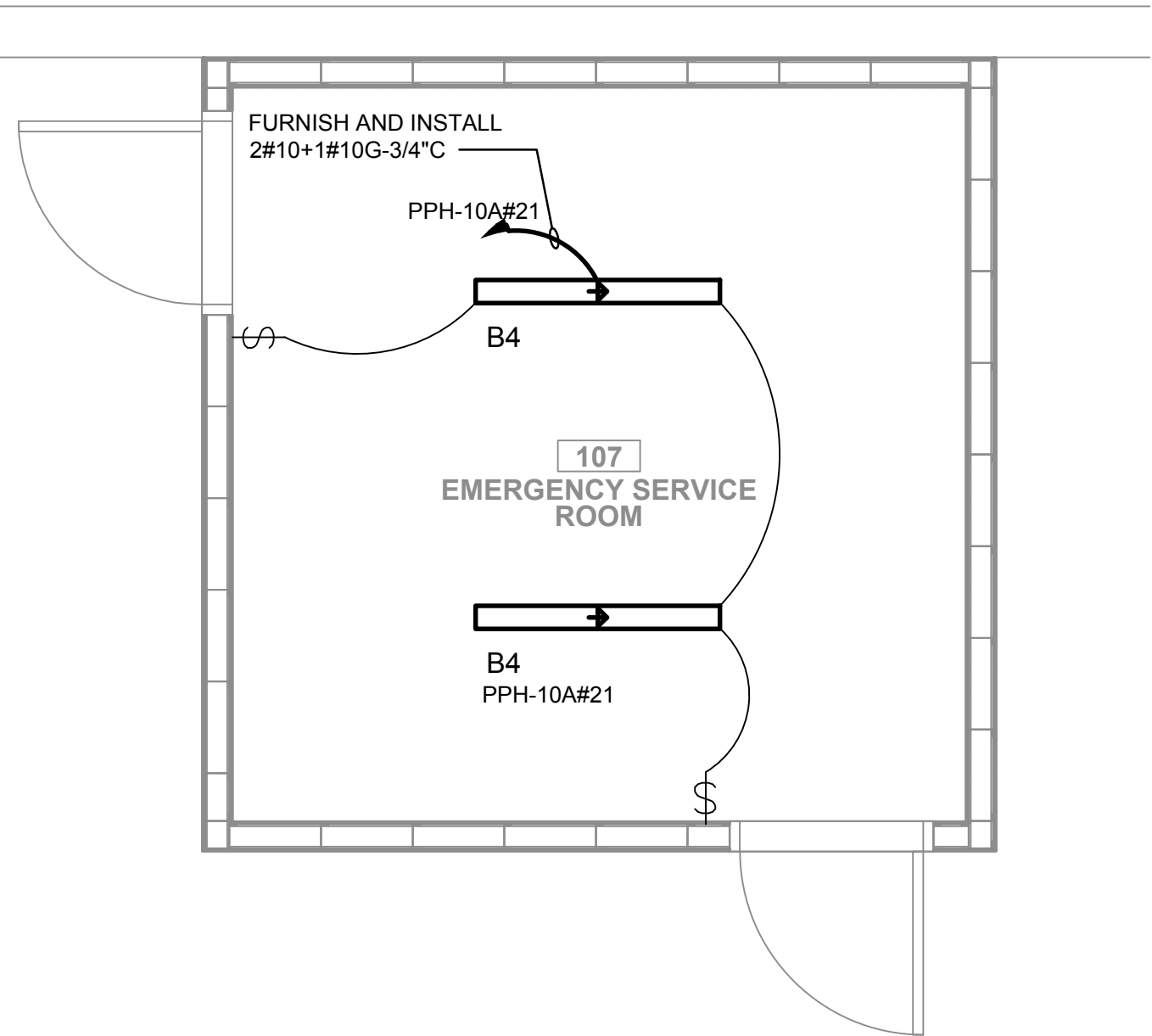
REV	DESCRIPTION	DATE
	ISSUED FOR DOB SUBMISSION	09/10/2021
	ISSUED FOR BID	10/15/2021
	ISSUED FOR PROGRESS	01/18/2022
	ISSUED FOR BID	08/30/2022

DRAWN BY :	M.DIMATTIA
CHECKED BY :	B.NEMCHEK
APPROVED BY :	J.MIZRAHI
DATE :	09/10/21
SCALE :	AS NOTED

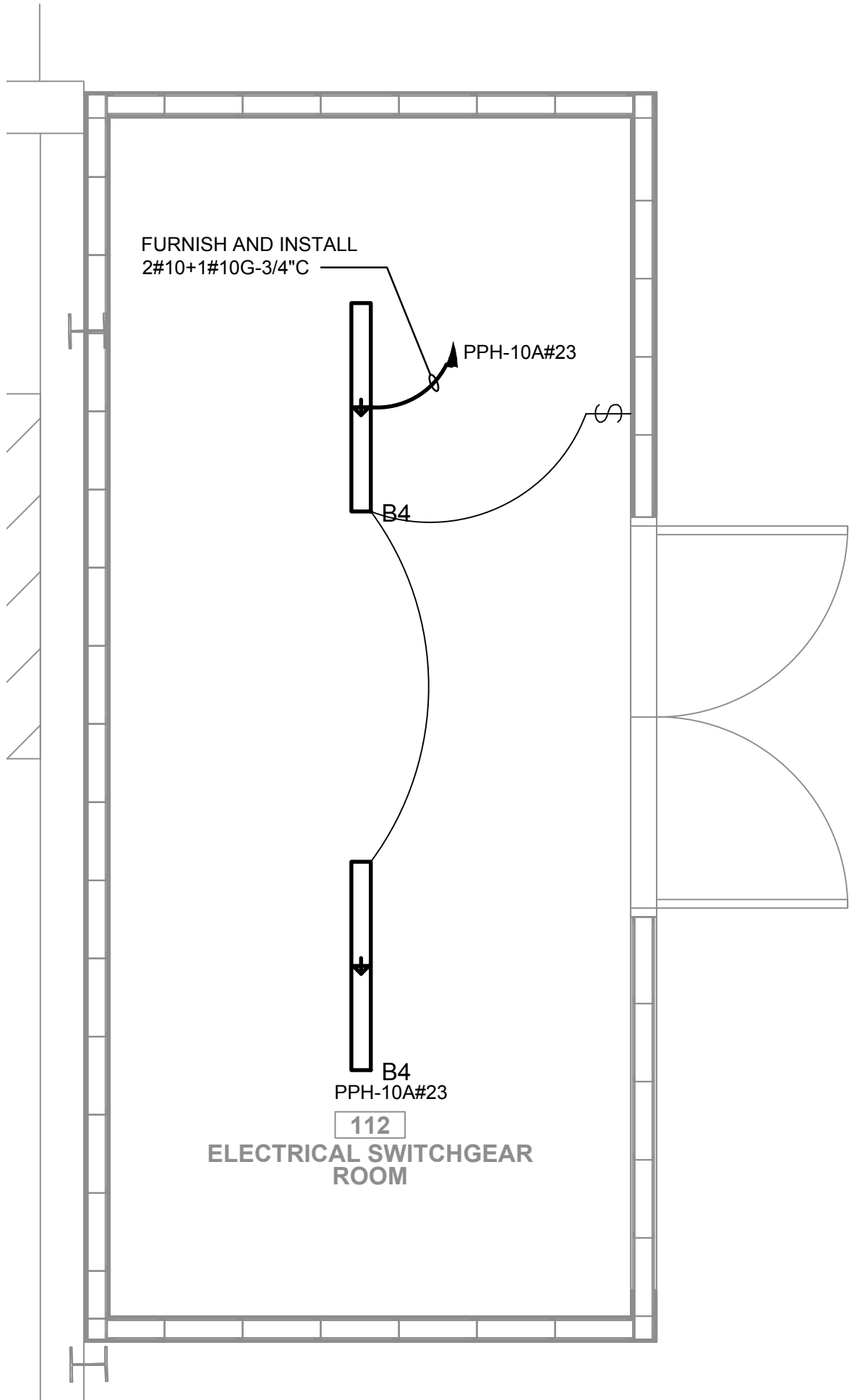
DRAWING TITLE :
ELECTRICAL LIGHTING PART
PLANS - AUXILIARY ROOMS
SHEET 2 OF 2

DWG NUMBER :

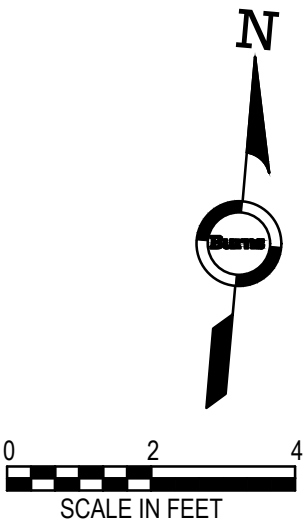
E-405



3 ELECTRICAL LIGHTING PART PLAN - 10 DUNNIGAN EMERGENCY DISTRIBUTION ROOM
E-405 SCALE: 3/8" = 1'-0"



4 ELECTRICAL LIGHTING PART PLAN - 10 DUNNIGAN ELECTRIC ROOM
E-405 SCALE: 3/8" = 1'-0"



TO THE BEST KNOWLEDGE, BELIEF AND PROFESSIONAL JUDGEMENT,
THESE PLANS AND SPECIFICATIONS ARE IN COMPLIANCE WITH THE 2020
ENERGY CONSERVATION CONSTRUCTION CODE OF NEW YORK STATE.