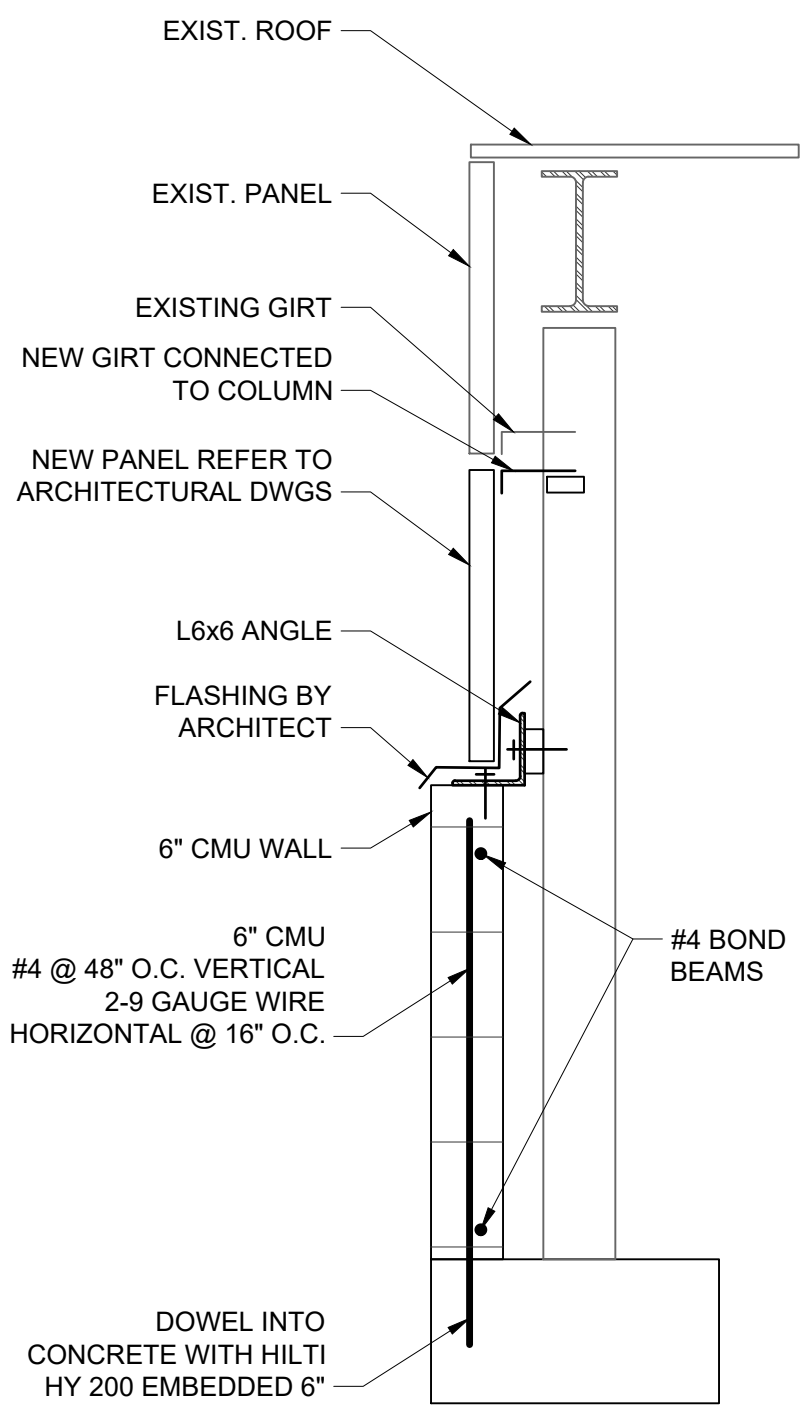
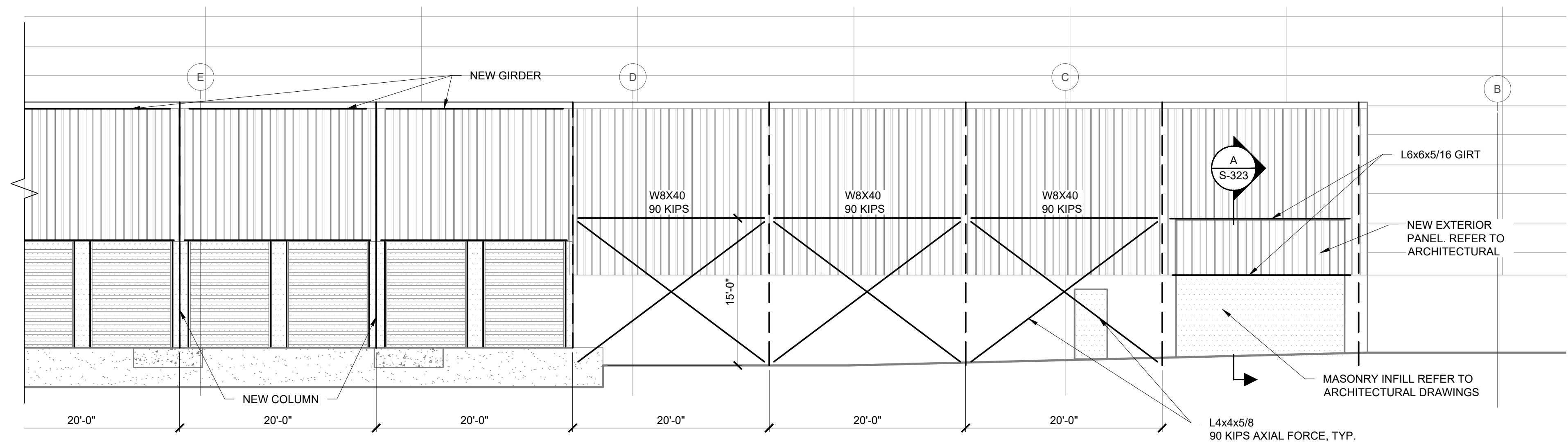
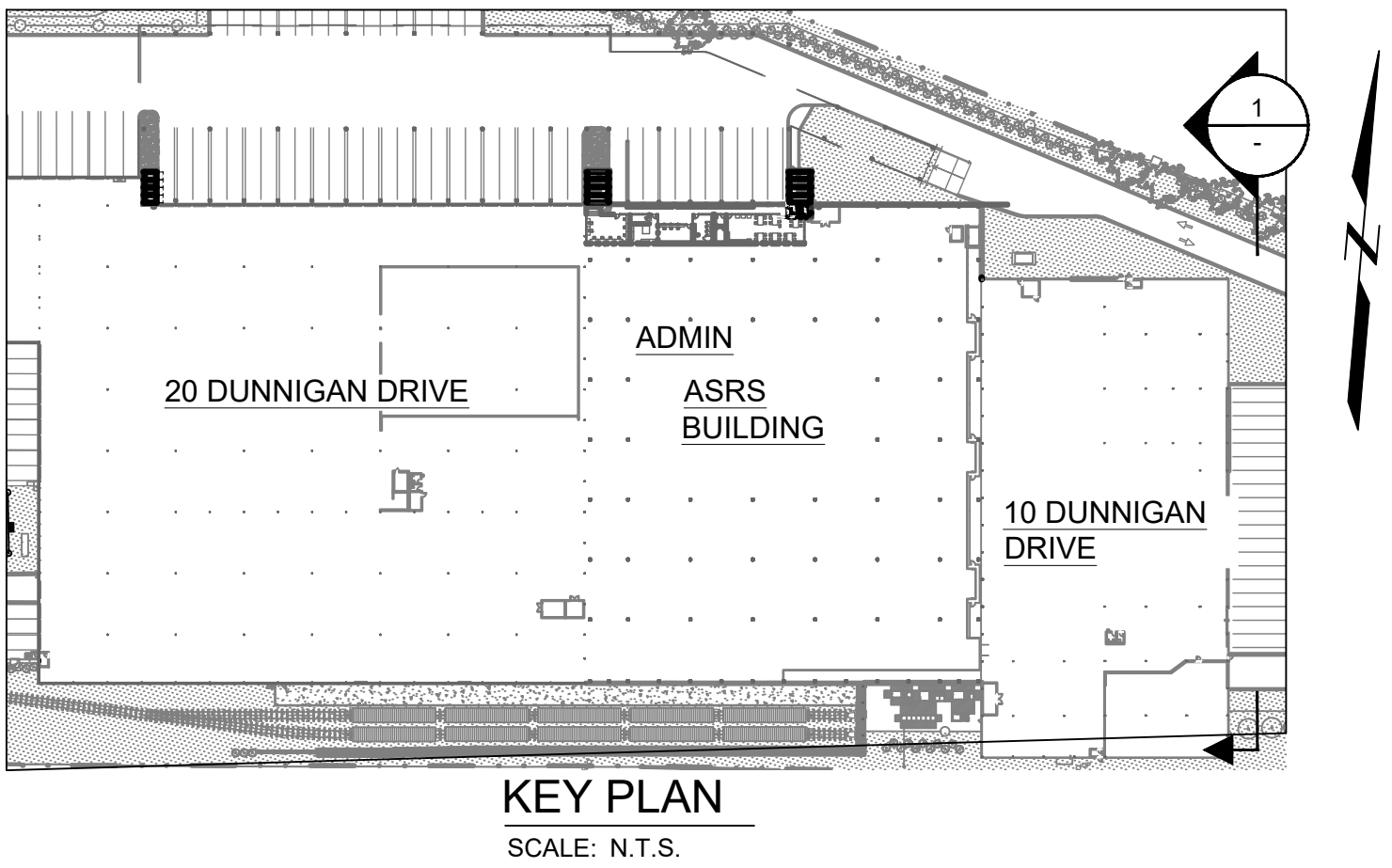


1 EAST ELEVATION 10 DUNNIGAN DRIVE  
SCALE: 1/8" = 1'-0"



A TYPICAL SECTION AT WALL INFILLS  
SCALE: 3/4" = 1'-0"



ARCHITECT

di Domenico + Partners LLP

Architecture  
Landscape Architecture  
Planning

3743 Crescent Street, 3rd Floor  
Long Island City, New York 11101  
Tel 212-337-0400  
Fax 212-337-3567

CIVIL PLANNING ENGINEER

JMC

JMC Planning Engineering Landscape  
Architecture & Land Surveying, PLLC  
120 Bedford Road  
Armonk, New York 10504  
Tel 914-273-5225  
Fax 914-273-2102

MEP ENGINEER

Burns

BURNS ENGINEERING, PC.  
1261 Broadway, Suite 708  
New York, New York 10001  
Tel 212-962-3503

STRUCTURAL ENGINEER

GEI

GEI  
530 7th Avenue, Suite 2007  
New York, New York 10018  
Tel 212-687-8282




MANHATTAN BEER DISTRIBUTORS  
20 DUNNIGAN DRIVE  
SUFFERN, NEW YORK

0	ISSUED FOR DOB SUBMISSION	DATE
1	ISSUED FOR BID	10.15.21
2	CD SET	11.30.21
3	REVISED BID SET	01.20.22
4	ISSUED FOR CONSTRUCTION	04.04.22

DRAWN BY :	D. CHECHURIN
CHECKED BY :	P. BRUNO
APPROVED BY :	P. BRUNO
DATE :	9/10/2021
SCALE :	AS SHOWN

DRAWING TITLE :

EAST ELEVATION 10  
DUNNIGAN



DWG NUMBER :

S-323

49 OF 61