

JOB: 103 Church Street - Nanuet - BUY

REPRESENTATIVE: Wallace Eannace Associates, Inc

UNIT TAG:
ENGINEER: Sage Engineering

CONTRACTOR:
ORDER NO.
SUBMITTED BY: Alex Curran

APPROVED BY:
DATE: 9/11/2023

DATE:
DATE:


Miscellaneous Accessories

**FOR: HX-HS-2
& AS-HS-2-3**

DESCRIPTION

NO. 87, 67, and 7 AUTOMATIC AIR VENTS - are designed to vent the accumulation of troublesome air wherever it can be trapped. These non-ferrous automatic air vents are

4-3/4"x2-1/4", 3-3/16"x1-1/2", and 4-1/6"x2-3/16"(height and width), respectively, and are rated for a maximum operating temperature of 240°F at pressures of 150, 35, and 75 PSI, respectively. The No. 87 has a combination of 1/2" FPT / 3/4"MPT connection, whereas No.s. 67 and 7 have 1/8" MPT and 1/8" FPT connections, respectively.

No. 26 VACUUM BREAKER - Designed to protect closed vessels and piping systems against collapse when the induced vacuum exceeds design conditions. When used on steam heating piping systems, the No. 26 Vacuum Breaker controls induced vacuum permitting normal return of condensate to the boiler. Adjustable range 1/4" to 20" (mercury) vacuum - 150 PSIG maximum working pressure - 240 ° F maximum operating temperature (Factory set at 4" mercury).

No. 17 SR. AUTOMATIC AIR VALVE - No. 17 Sr. Valve is a deluxe, hygroscopic air valve with manual shut-off. 1/8" MNPT connection.

30 PSIG Working Pressure

225 °F Maximum Operating Temperature

No. 4V "COIN-OPERATED" AIR VENT - This vent is specially designed for the new types of radiators. A particular feature is that it projects only slightly, being almost flush with the radiator.

150 PSIG Working Pressure

250 °F Maximum Operating Temperature

NO. 107A HIGH CAPACITY AIR VENT - A rugged High Capacity Air Vent designed to purge free air from liquid systems at operating pressures up to 150 psig. The Model 107A Air Vent has a cast iron body and bonnet, with stainless steel, brass, and EPDM internal components and is suitable for a maximum operating temperature of 250°F. The Model 107A Air Vent has a 3/4" FNPT inlet and 3/8" FNPT outlet.

RV-125A READOUT VALVE AND RP-250B READOUT PROBE - The RV-125A is designed for use wherever pressure tapings are required to monitor flow or pressures. This Readout Valve is fitted with an EPT insert which incorporates a unique check valve feature designed to check flow when the Readout Valve is not being used to monitor flow. Use companion RP-250B Readout Probes with the RV-125A Readout Valve. 300 PSIG working pressure - 250°F maximum operating temperature.

DT-2 DRAIN-O-TANK® AIR CHARGER - The Drain-O-Tank Air Charger offers a sure, quick way to recharge a water-logged compression tank.

125 PSIG Working Pressure

240 °F Maximum Operating Temperature

No. 97 Air Vent - is a float type automatic air vent that is designed to vent troublesome air from hydronic heating systems. The 97 vent has forged brass body and cap with non-ferrous internals. The vent is 3-1/8"x1-7/8" with a maximum operating pressure of 150 PSI and temperature of 240°F.

150 PSIG Working Pressure



240 °F Maximum Operating Temperature

No. 98 Air Vent - is a high capacity automatic air vent that is designed to remove air in closed loop systems. The No. 98 high capacity air vent has brass body and cap with non-ferrous internals. The vent is 4-1/2"x2-1/4" with with 1/2" NPTF connection.



150 PSIG Working Pressure

250 °F Maximum Operating Temperature

SCHEDULE

MODEL NUMBER	PART NUMBER	PRODUCT	MAXIMUM WORKING PRESSURE PSIG	MAXIMUM OPERATING TEMPERATURE °F	TAGGING INFORMATION	QUANTITY
4V	113055	Air Vent	150	250		
67	113020	Automatic Air Vent	35	240		
7	113001	Automatic Air Vent	75	240		
87	113021	Automatic Air Vent	150	240		
 107A	113076	High Capacity Automatic Air Vent	150	250	FOR AS-HS-1	1
17 Sr.	113004	Automatic Air Valve	30	225		
 26	113075	Vacuum Breaker	150	250	FOR HX-HS-2	1
DT-2	113041	Drain-O-Tank	125	240		
97	113222	Automatic Air Vent	150	240		
98	113246	High Capacity Automatic Air Vent	150	250		
RV-125A	113100	Readout Valve	300	250		
RP-250B	113102	Readout Probe	300	250		

DIMENSIONS AND WEIGHTS

MODEL NUMBER	PART NUMBER	DIMENSIONS INCHES		CONNECTIONS INCHES NPT		APPROX. SHPG. WT. LBS.	
		WIDTH	HEIGHT	SIZE	TYPE	CARTON OF	TOTAL
4V	113055	5/8	5/8	1/8	M	48	2.0
67	113020	1-1/2	3-3/16	1/8	M	12	3.0
7	113001	2-3/16	4-1/16	1/8	F	12	6.0
87	113021	2-1/4	4-3/4	3/4 1/2	M F	12	8.0
 107A	113076	4-1/2	9-5/8	3/4	F	1	10.0
17 Sr.	113004	13/16	1-1/4	1/8	M	12	2.0
 26	113075	1-1/4	3	3/4	M	6	3.0
DT-2	113041	2-1/4	9-5/16	1/2	M	12	8.0
97	113222	1-7/8	3-1/8	1/8	M	10	4.0
98	113246	2-1/4	4-1/2	1/2	F	10	8.0
RV-125A	113100	1/2	1-3/32	1/8	M	50	4.0
RP-250A	113102	1/2	1-31/32	7/16	M	6	0.1

* All dimensions and weights are approximate and not to be used for construction, pre-piping or freight rating unless certified by Bell & Gossett in writing.

MATERIALS OF CONSTRUCTION

Body (all products except Model 107A High Capacity Air Vent): Brass

Body & Bonnet (Model 107A High Capacity Air Vent): Cast Iron

Internals: Nonferrous