

# **SUBMITTAL COVERSHEET** **Nanuet UFSD –Phase 3 Projects**

**Architect:**  
KSQ Architects  
215 W 40<sup>th</sup> Street, 15<sup>th</sup> Floor  
New York, NY 10018

**Owner:**  
Nanuet Union Free School District  
101 Church Street  
Nanuet, NY 10954

**Construction Manager:**  
Jacobs  
One Penn Plaza, 54<sup>th</sup> floor  
New York, NY 10019

**Contractor:** Joe Lombardo Plumbing & Heating of Rockland Inc

**Contract:** Ron Lombardo

**Address:** 321 Spook Rock Road Suite 109A

845-357-6537

**Telephone:**

Suffern, New York 10901

**Fax:** 845-357-8529

**School Name:** Nanuet Union Free School District Phase 3 Bond Projects @ Barr Middle School & Nanuet High School

**Type of Submittal:**

**Re-submittal:** ☐ No ☐ Yes

☐ Shop Drawings

☐ Product Data

☐ Schedule

☐ Sample

☐

☐ Test Report

☐ Certificate

☐ Color Sample

☐ Warranty

☐

**Submittal Description:**

WATER TREATMENT SYSTEMS

**Product Name:**

**Manufacturer:**

**Subcontractor/  
Supplier:**

GLENRIVER SERVICES

**References:**

**Spec. Section No.:** 232500

**Drawing No(s):**

**Paragraph:**

**Rm. or Detail No(s):**

Architect's/ Engineer's Review Stamp

Contractor Review Statement:

These documents have been checked for accuracy and coordinated with job conditions and Contract requirements by this office and have been found to comply with the provisions of the Contract Documents.

Ronald J. Lombardo

2-8-24

Name:

Date:

Company Name:

Joe Lombardo Plumbing & Heating of Rockland Inc.

**Remarks:**

## ***Submittal***

***Prepared For : Nanuet Union Free School District  
Barr Middle School, High School  
Lombardo***

<b><i>Submittal#</i></b>	<b><i>Item</i></b>	<b><i>Supplier</i></b>
<b><i>----- 7pages</i></b>	<b><i>Chemical Water Treatment</i></b>	<b><i>GRS Services Inc 22 West gate Drive Glenwood,NJ 07418 Phone : 908415-6894 Contact: Martin Larsen</i></b>

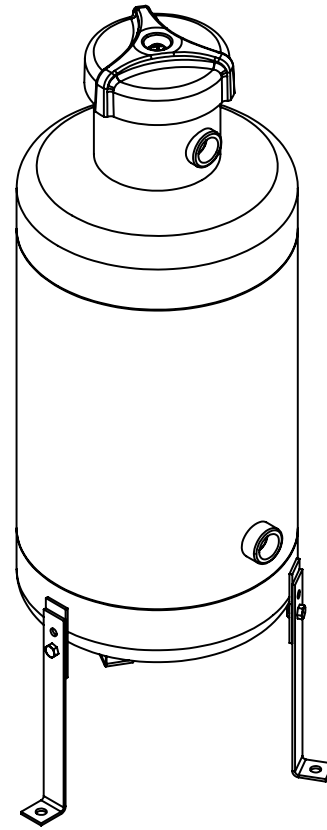
***Attached please find our submittal for the water treatment.***

- 1)- ByPass Filter Feeder***
- 2)- Boiler Conductivity Controller & Solenoid Valve***
- 3)- Chemical Pump & Tank***
- 4)- Service Calls (service report)***
- 5)-Selcor45 -cleaner***
- 6)-Nitrite inhibitor CLT-120***
- 7)- Company Brochure (service report)***
- 8)- Cleaning procedure-GRS***

***Martin Larsen ( Cell Phone-908-415-6894)  
GRS Inc***

# Bypass Feeder

## Chemical Addition and Filtering



## Key Features

- Powder Coated
- Handle-top filter holder
- Full bottom drain
- Flat and dome bottom models
- Custom configurations
- Adjustable leg kit
- ACME cap

## Application

Bypass Feeders are designed to provide a dependable means of introducing treatment chemicals into hot and cold water or other liquid streams with a large filtration capacity.

Bypass Feeders have a simple design that provides easy installation and operation with precise filtering capabilities. The course ACME thread cap design provides better sealing and quick opening.

# Build a Model

Select the desired capacity, bottom, and filter, plus any options.  
(Example: BF-05DX)

**Capacity** \_\_\_\_\_  
 02 = 2 gallon  
 05 = 5 gallon  
 12 = 12 gallon

**Bottom** \_\_\_\_\_  
 D = Dome with legs and bottom port  
 F = Flat

**Filter** \_\_\_\_\_  
 X = no filter  
 1 = 10" cartridge filter holder (20 micron hot filter included)  
 2 = 18" bag filter basket (25 micron bag included)  
 3 = 18" bag filter basket (5 micron bag included)  
 4 = 18" bag filter basket (no handle or filter)

**Accessory Kits**

BFK-ISOVALVES 3/4" brass isolation valves w/ unions & nipples  
 BFK-DBDRAIN 3/4" brass drain valve & fittings for dome bottom  
 BFK-FBDRAIN 3/4" brass drain valve & fittings for flat bottom  
 BFK-GAUGEX 3/4" cross w/ 0-300 psi gauge, sample/relief valve 180°F & fittings  
 BFK-FUNASM 3/4" tee, isolation valve and funnel

**Parts**

BF-BAG0518 18" x 3" bag filter, 05 micron  
 BF-BAG2518 18" x 3" bag filter, 25 micron  
 BF-BGCAGE18 Bypass feeder SS bag filter cage, 18"  
 BF-BGCAGE18-F Bypass feeder SS bag filter cage, no handle  
 BF-CF05-10 10" cold water cartridge filter, 05 micron  
 BF-CF20-10 10" cold water filter, 20 micron  
 BF-HF05-10 10" hot water cartridge filter, 05 micron  
 BF-HF20-10 10" hot water filter, 20 micron  
 BF-CFCAGE10 Bypass feeder SS cartridge filter holder, 10"  
 BF-CAP Bypass feeder cap assembly  
 BF-FUNNEL Poly funnel with 3/4" MNPT  
 BF-LEGS Bypass feeder leg kit  
 BF-ORING Bypass feeder cap o-ring  
 BF-PG 0-300 psi pressure gauge  
 BF-PLATE Bypass feeder cap plate  
 FLOW-2HT 3/4" flow indicator; 145 psi, 212°F max  
 SFS-BV 1/4" brass bleed valve, 180°F max

# Specifications

## Pressure

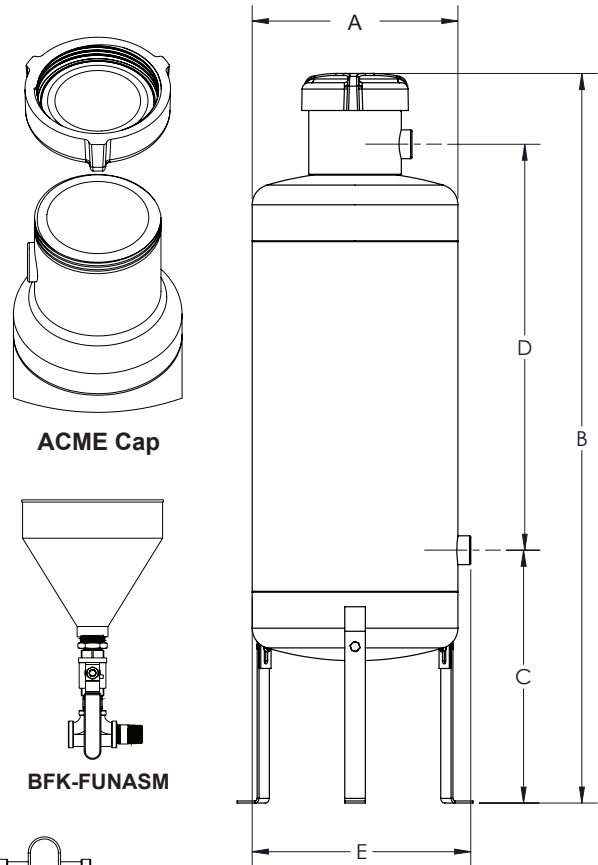
200 psi (13.6 bar) @ 225 °F (107.2 °C)  
 300 psi (20.6 bar) @ 150 °F (65.5 °C)

## Shipping Weight (approximately)

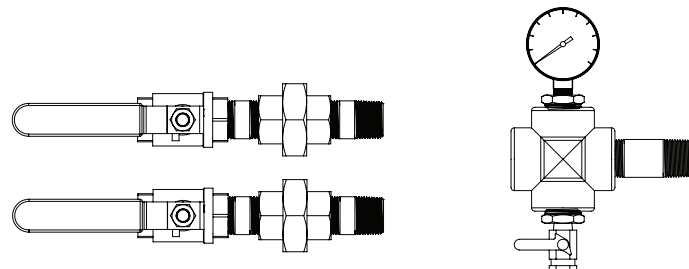
2 gallon (including legs) = 24.5 lbs (11.11 kg)  
 5 gallon (including legs) = 35.5 lbs (16.1 kg)  
 12 gallon (including legs) = 52 lbs (23.59 kg)  
 Basket = 0.6 lb (0.27 kg)  
 Filter Holder = 0.85 lb (0.39 kg)

## Dimensions

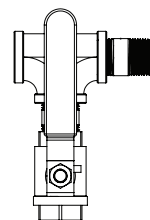
Model	A	B	C	D	E
BF-02D	6"	34"	10.8"	19.7"	6.6"
BF-02F	6"	26.7"	3.6"	19.7"	6.6"
BF-05D	10"	35.5"	12.3"	19.8"	10.6"
BF-05F	10"	27.5"	4.3"	19.8"	10.6"
BF-12D	10"	49.5"	12.3"	37.2"	10.6"
BF-12F	10"	45"	4.3"	37.2"	10.6"



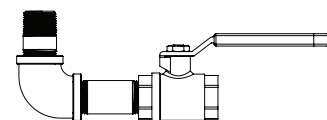
BFK-FUNASM



BFK-GAUGEX



BFK-FBDRAIN



BFK-DBDRAIN

BFK-ISOVALVES

**Get the Advantage**





## **Product Identification: CLT-120**

### **Industrial Water Treatment Compound**

### **Closed Recirculating Water Loop Corrosion & Scale Inhibitor**

#### **Description**

CLT-120 is a concentrated liquid borate/nitrite, scale/corrosion inhibitor and dispersant. CLT-120 is formulated to provide complete protection of closed-loop systems either during the initial pretreatment phase or during normal operation.

#### **Advantages**

CLT-120 is an effective product to provide corrosion protection to ferrous and yellow-metal alloys. The corrosion inhibitors in CLT-120 will maintain effective corrosion protection and mitigate the formation of scale and deposits when used as directed. In high hardness waters, the polymeric dispersants and sequestrants contained in CLT-120 will prevent the formation of troublesome carbonate and phosphate scales.

#### **Directions**

For the pretreatment of new systems, add 5 gallons of CLT-120 per 1000 gallons of system volume (1200 ppm nitrite by test). Recirculate the system for 48 to 72 hours then bleed the system to city water quality to remove oil/grease, mill scale, and dirt/debris. For cleaned systems, add 2.5 gallons of CLT-120 per 1000 gallons of system volume (600 ppm nitrite by test). Verify test components on a monthly basis. Systems with leaks may require more frequent testing. All systems may require the addition of a suitable biocide to prevent microbiological slime growth in the system.


#### **Caution**

This product contains potassium hydroxide. This product can be corrosive to the skin and eyes. Avoid contact with the skin and eyes. If eye contact occurs, flush with water for 15 minutes. Get prompt medical attention if irritation occurs. If skin contact occurs, remove contaminated clothing. Flush with clear water. If irritation occurs, consult a physician. Do not take internally. If swallowed, do not induce vomiting. Drink large volumes of water and seek medical attention immediately. **KEEP OUT OF REACH OF CHILDREN.**

Container Disposal: Triple rinse container and offer for recycling or disposal according to local regulations.

HMIS Rating: Health = 2, Flammability = 0, Reactivity = 1, PPE = C

# Selecor 45



Cleaner for closed systems

Use 1-2% of total water volume

Use under direction of a trained water treatment service person.



**Warning: Eye and skin irritant.**

#### **First Aid**

**EYES** – Immediately flush with water. If irritation persists, see a doctor.

**SKIN** – Wash with water. **INGESTION** – Drink water and see a doctor.

**INHALATION** – If breathing problems develop, move person to fresh air.

Storage: Keep container closed when not in use. Store away from foodstuffs, and between 40-100 deg F. Do not reuse container. Dispose of container in accordance with all applicable federal, state, and local regulations.

**Net Contents: 5 Gallons**

**Keep Out of Reach of Children**

**INDCO Inc. Gloucester City, NJ 08030**  
**856-456-6100**

# Glen River Services

## FIELD SERVICE REPORT

PLANT \_\_\_\_\_

DATE \_\_\_\_\_

ADDRESS \_\_\_\_\_

INTERVIEWED \_\_\_\_\_

NAME

TITLE

COPY TO \_\_\_\_\_

Quantities in ppm except pH-17.1 parts per million equal 1 grain per U.S. gal.

WATER SAMPLE	TOTAL HARDNESS AS CaCO <sub>3</sub>	CALCIUM HARDNESS AS CaCO <sub>3</sub>	ALKALINITY AS CaCO <sub>3</sub>			CHLORIDE AS Cl	PHOSPHATE AS PO <sub>4</sub>	SULFITE EXCESS AS SO <sub>3</sub>	TDS		pH	INHIBITOR
			PHENOL	TOTAL	HYDRATE							
RECOMMENDED LIMITS	TO	TO	TO	TO	TO	TO	TO	TO	TO	TO	TO	TO
RECOMMENDED LIMITS	TO	TO	TO	TO	TO	TO	TO	TO	TO	TO	TO	TO

CHEMICALS USED DAILY

FORMULA

DOSAGE

**ALWAYS WEAR GLOVES AND GOGGLES WHEN HANDLING CHEMICALS**

CHEMICALS ON HAND ►

\_\_\_\_ lbs. of No. \_\_\_\_

\_\_\_\_ lbs. of No. \_\_\_\_

\_\_\_\_ lbs. of No. \_\_\_\_

\_\_\_\_ lbs. of No. \_\_\_\_

\_\_\_\_ lbs. of No. \_\_\_\_

FINDINGS: \_\_\_\_\_

RECOMMENDATIONS: \_\_\_\_\_

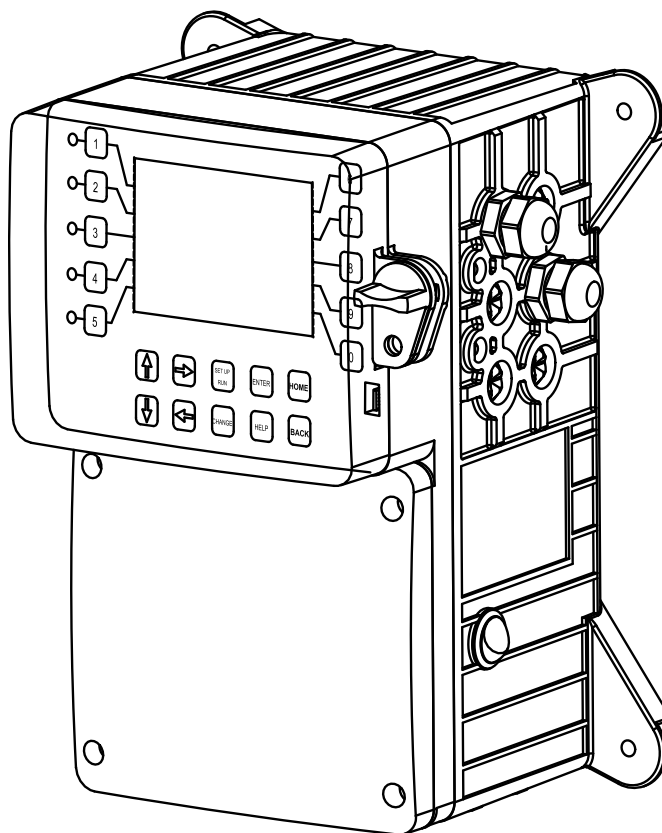
CONSEQUENCES: \_\_\_\_\_

SERVICE  
ENGINEER

# MegaTron<sup>XS</sup> Controller

## Microprocessor Control of:

- Conductivity
- pH
- ORP
- Chemical Feed
- Biocide Feed
- Service Reports
- 4-20mA In & Outs



## Key Features

- Customizable LCD Display
- On Board History Graphs
- Simple ATM Style Menu
- One Point Calibration
- Internet Communications Option
- 5 Assignable Relays
- Relay Test Keys
- Customizable Notepad
- Multi-Level Security Code
- LSI or RSI Index with pH
- 2 Year Replacement Warranty
- USB History Access

## Application

MegaTron XS controllers combine industry leading user-friendliness, affordability and capability in one compact controller.

Units can be configured to control a wide range of digital and analog inputs. Advanced relay logic and customization let you configure a unit to meet your specific system needs.

XS units can control cooling tower, boiler, waste water and other industrial applications plus provide web-based communications and reporting with WebAdvantage.



# Build a Model

The model number starts with XS followed by the code for each function needed for the first system. (XSCPF3E)

Once the main control functions have been selected, insert another - and list the desired common options. (XSCPF5-H1).

## Conductivity Control

**B2** = **BE-32 Standard Boiler probe**  
**C** = **TE-4A Standard Tower probe**

## Make-up / Misc. Conductivity

**M** = **DI-4A Standard Make-up probe**  
**M9** = **Floor drain conductivity alarm sensor**

## PH Control

**P** = **TPE-21 Standard Tower probe**

## ORP Control

**R** = **TOE-21 Standard ORP probe**

## Feed Timers (max of 5 per system)

**F3** = **3 selectable feed timers**  
**F5** = **5 selectable feed timers**

## Flow Switch

**E** = **Flow Switch**

## OPTIONS

- A** - Conduit connection
- A3** - Conduit with CE approval
- H** - Internet card w/ CAT5 connection and Wi-fi  
**Cellular options available. Consult factory.**
- H11** - Internet card w/ CAT5 and Modbus TCP/IP
- H21** - Internet card w/ CAT5 and BACnet TCP/IP
- N4** - (4) 4-20mA Inputs
- N8** - (8) 4-20mA Inputs (O4 option not available)
- O4** - (4) 4-20mA Outputs
- W1** - (1) auxiliary flow input for a bleed flow alarm
- W4** - (4) Auxiliary flow meter inputs
- Y** - Agency Approval (ETL, US&C)

## NOTES:

1. Timers selectable (pulse, %, post bleed, recycle or 28-day). Each system has 2 water meter inputs.
2. All expansion slots provided.
3. MegaTron XS controllers can have 4 probes max.
4. MegaTron XS controllers have 5 relays max.
5. Boiler conductivity should only be used on continuous or surface lines; not bottom blowdown lines.
6. LSI or RSI index included with pH if unit has tower conductivity.
7. Dual boiler unit model (i.e. XSB2F3-B2-H1)

**Contact the factory for a complete option list.**

# Specifications

## Electrical

- **Input:** 95-240 VAC, 50/60 Hz
- **Control:** Equal to input voltage (95-240VAC) fused at 2.5A per relay

Prewired units are supplied with an 8' (248.84 cm) power cord and 8" (20.32 cm) output receptacles.

## Operational

- **Display:** 240 x 128 Graphic LCD
- **Conductivity Control:** uS/cm, mS/Cm, PPM scales with ranges up to 50,000 depending on sensor selection. Boiler sampling: continuous, timed or sample and hold.
- **pH:** 0-14 scale
- **ORP:** +/- 1000 millivolts scale  
The ORP setpoint can be tied to an optional 28-day feed timer as an override.
- **Accuracy:** +/- 1%
- **Feed Timers are all selectable from:**  
**Pulse** - water meter activated w/accumulator  
**Recycle** - OFF and ON cycle; HH:MM:SS  
**Limit** - Limits feed with bleed  
**Post** - 1-100% of post bleed or other time with an over all limit.  
**28 Day** - biocide timer.

## Enclosure

Heavy duty NEMA 4X style high impact  
ABS with padlockable gasketed  
Lexan viewing door.

## Environment

Ambient temperature: 0° to 125°F (-17 to 52°C)  
Relative humidity: 0 to 100%

## Electrodes

Tower Standard electrodes are supplied in 3/4" (1.91 cm) SCH 80 PVC female slip tees with quick release nut.

- **Conductivity:** TE-4A 150 psi (10.3 bar) / 140°F (60°C) Max
- **pH:** TPE-21 100 psi (6.8 bar) / 140°F (60°C) Max
- **ORP:** TOE-21 100 psi (6.8 bar) / 140°F (60°C) Max
- **Temperature:** TC-1 150 psi (10.3 bar) / 140°F (60°C) Max

Boiler Conductivity electrodes are supplied with 1" (2.54 cm) MNPT XS threads.

- **Conductivity:** BE-32 250 psi @ 400°F / 350 psig @ 265°F PEEK core

**Shipping Weight:** Approximately 8 lbs. (3.62 kg)

## Dimensions:

W 10" (28.4 cm) x H 12" (30.5 cm) x D 7.25" (18.4 cm)

**Get the Advantage**



4700 Harold-Abitz Dr  
Muskogee, OK 74403  
800-743-7431 Phone  
888-686-6212 Fax  
www.advantagecontrols.com

# Bleed-Off Valves


For Cooling Towers

## ABS

Fully ported ball valves motorized open spring return.

Max Fluid Temp. .... 250°F  
1/2" ..... 0-130 PSI  
3/4" ..... 0-130 PSI  
1" ..... 0-100 PSI  
Valve Body ..... Brass  
Ball & Stem ..... Chrome Plated  
Seals ..... Teflon  
Shipping Weight ..... 6 lbs.  
Standard Electrical ..... 120 VAC  
Sizes Available .1/2", 3/4", 1", 1 1/2", 2"


\*Use weather shield for outdoor.



## SO

Solenoid operated diaphragm valve

Max Fluid Temp. .... 140°F  
Pressure ..... 0-230 PSI  
Valve Body ..... Brass  
Seat ..... Viton  
Shipping Weight ..... 3 lbs.  
Standard Electrical ..... 120 VAC  
Sizes Available ..... 1/2", 3/4", & 1"



## ABV

Fully ported ball valves motorized open spring return.

Max Fluid Temp. .... 212°F  
1/2" ..... 0-150 PSI  
3/4" ..... 0-150 PSI  
1" ..... 0-150 PSI  
1 1/2" ..... 0-150 PSI  
2" ..... 0-150 PSI

Valve Body .... Nickel Plated Brass  
Ball & Stem..Chrome Plated Brass  
Seals ..... Teflon  
Shipping Weight ..... 6 lbs.  
Standard Electrical ..... 120 VAC  
Sizes Available ..... 1/2", 3/4", 1", & 2"

\*Use weather shield for outdoor



## GE-SO

Basic solenoid operated diaphragm valve.

Max Fluid Temp. .... 140°F  
Pressure ..... 0-140 PSI  
Seat ..... Viton  
Shipping Weight ..... 3 lbs.  
Standard Electrical ..... 120 VAC  
GE-SO Sizes ..... 1/2", 3/4", & 1"



## ABC

Ball valves motorized open capacitor return.

Max Temp. .... 140°F  
Pressure ..... 0-225 PSI  
Valve Body ..Chrome Plated Brass  
Ball & Stem ....PVC Coated Brass  
Seals ..... EPDM  
Shipping Weight ..... 3 lbs.  
Standard Electrical ..... 95-250 VAC  
Sizes Available ..... 1/4", 1/2", 3/4", & 1"

\*\*Shown with Option J



## SGO / SG2

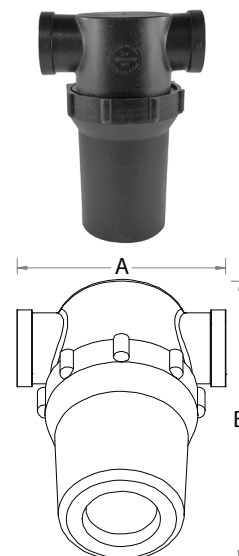
Solenoid operated diaphragm valve.  
 Max Fluid Temp ..... 140°F  
 SGO ..... 0-200 PSI  
 SG2 ..... \*2-300 PSI  
 Valve Body ..... Brass  
 Seat ..... Viton  
 Shipping Weight ..... 3 lbs.  
 Standard Electrical ..... 120 VAC  
 SGO Sizes ..... ½", ¾", & 1"  
 SG2 Sizes ..... ½", ¾", 1", 1½", & 2"  
 \*SG2-½" ..... 300 psi  
 \*SG2-¾ and 1" ..... 230 psi  
 \*SG2-1.5 and 2" ..... 150 psi



## INLINE BASKET STRAINER

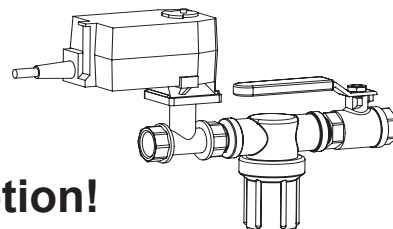

Steel mesh filter (20×20)  
 Max Fluid Temp ..... 120°F  
 Max Pressure ..... 120 PSI  
 Head ..... Polypropylene  
 Bowl ..... Nylon  
 O-Ring ..... EPDM

Model	A	B
BL- ¾- BLK	3½"	5"
BL-1	5"	6"
BL-1-CL (Clear)	5"	6"



## ASCO

Solenoid operated diaphragm valve.  
 Max Fluid Temp ..... 125°F  
 ½" & ¾" ..... 0-150 PSI  
 1" ..... 0-125 PSI  
 Valve Body ..... Brass  
 Seat ..... Buna N  
 Shipping Weight ..... 5 lbs.  
 Standard Electrical ..... 120 VAC  
 Sizes Available ..... ½", ¾", & 1"



## Make installations easy with an assembly option!

Advantage Controls offers a wide range of electrically activated valves for bleed-off of cooling tower water to complement your controller selection.

Choose from solenoid valves, motor open-spring or capacitor return ball valves or paddle valves.

Make maintenance easy by turning your selected bleed-off valve into a pre-assembled bleed-off assembly complete with shut-off valve and strainer with option A.

**Pick your valve then make it a complete bleed-off assembly with option A.**

### Options

**A** ..... adds poly strainer and shut-off  
**A1** ..... adds metal y-strainer and shut-off  
**A4** .... adds poly y-strainer w/ flush and shut-off

**Get the Advantage**

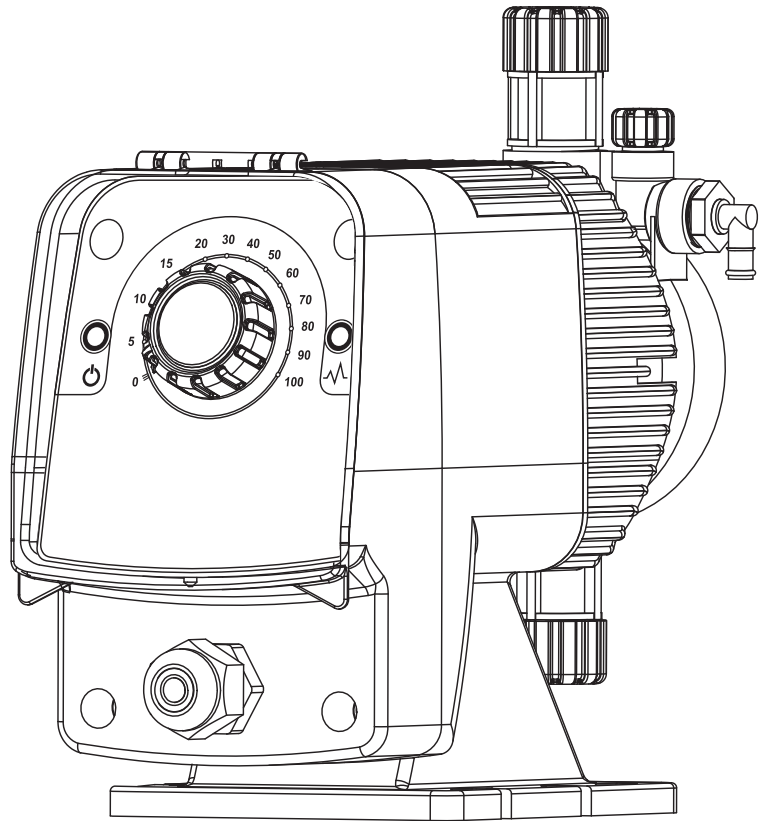
4700 Harold Abitz Dr  
 Muskogee, OK 74403  
 800-743-7431 phone  
 888-686-6212 fax  
[www.advantagecontrols.com](http://www.advantagecontrols.com)



# MicroLinx Series M

Electronic Metering Pump

***Digitally  
Accurate  
Speed  
Adjustment***



## Key Features

- NEMA 4X Style Enclosure
- Guided Double Ball Checks
- Circuit Voltage Protection
- Thermal Overload Protection
- Priming / Degassing Valve
- LED Indicating Lights
- Splash Cover Over Controls
- 2 Year Warranty

## Application

MicroLinx Series M pumps provide a reliable, affordable product addition for a wide variety of applications.

Precise metering is achieved with guided double ball checks, including foot and injection assemblies.

Manual stroke speed of 0-200 strokes per minute provides a wide turn down capability of outputs up to 45 GPD and 300 PSI.

# Build a Model

Model M \_ \_ \_ \_ - \_ \_ \_ \_

Build your model number by selecting one code from each step. Example: M30X1-KFC1

## Step 1.... Output (Maximum)

- 05 = 5 GPD (18.9 LPD) at 300 PSI (20.6 bar)
- 12 = 12 GPD (45.4 LPD) at 250 PSI (17.2 bar)
- 15 = 15 GPD (56.7 LPD) at 150 PSI (10.3 bar)
- 30 = 30 GPD (113.5 LPD) at 100 PSI (6.8 bar)
- 45 = 45 GPD (170.3 LPD) at 75 PSI (5.1 bar)

## Step 2.....Control Options

- X = Standard Control
- E = External Auto-Stop

## Step 3 ....Voltage

- 1 = 120 VAC, USA plug and agency approvals
- 2 = 120-220 VAC, no plug

## Step 4 ... Head & Fittings, Seat & Ball

- KFC = Kynar, Teflon, ceramic
- KHC = Kynar, hypalon, ceramic
- KVC = Kynar, viton, ceramic
- DVC = Kynar (degassing), viton, ceramic
- SFSP = Stainless, Teflon, stainless, 1/4" MNPT

### Notes:

1. Degassing heads are only available on 150, 100, and 75 PSI models.
2. S-head option only comes with Teflon seat and SS ball, and does not include a foot or injection valve or any tubing.

## Step 5 ... Connections (PVDF only)

- 1 = 3/8" tubing rated to 200 PSI (13.7 bar)
- 2 = 1/4" tubing rated to 300 PSI (20.6 bar)
- 4 = 1/4" black UV tubing rated to 300 PSI (20.6 bar)
- R = 1/4" FNPT
- U = 3/8" black UV tubing rated to 200 PSI (13.7 bar)
- V = 3/8" tubing rated to 200 PSI (13.7 bar), clear suction

**Note:** Tubing selection may impact pump rating.

For other options, see Price List or consult factory.

# Accessories

PVDF models include everything for start-up: injection, foot and priming valve assemblies, plus suction, discharge, and prime tubing.

Visit [www.advantagecontrols.com](http://www.advantagecontrols.com) for a full listing of additional accessories including: mounting brackets, solution tanks, pump enclosures, timers, and more.

# Specifications

## Electrical

- Input - 110 VAC or 240 VAC @ 50/60 Hz

## Operational Speed

- Stroke length adjustment - 0-100% with a maximum of 200 strokes/min.

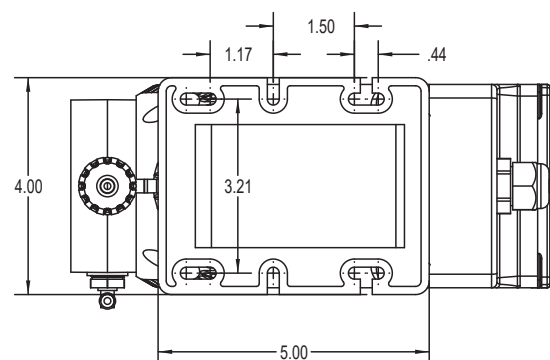
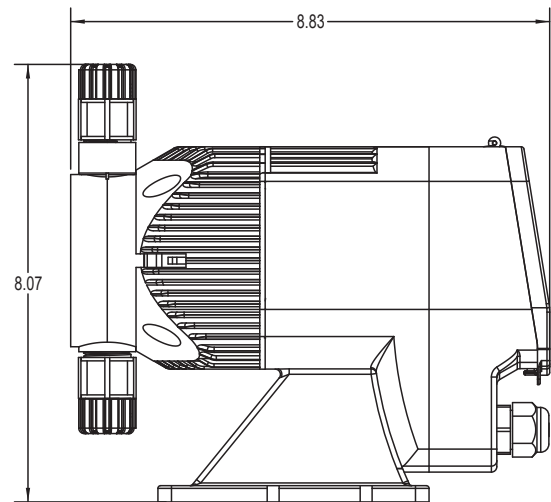
## Enclosure

Heavy duty NEMA 4X style high impact thermoplastic with clear lexan cover.

## Environment

- Max temperature 122°F (50°C)
- Relative humidity 0 to 85%

**Shipping Weight:** Approx. 10 lbs. (4.536 kg)



Kynar Head Shown

**Get the Advantage**

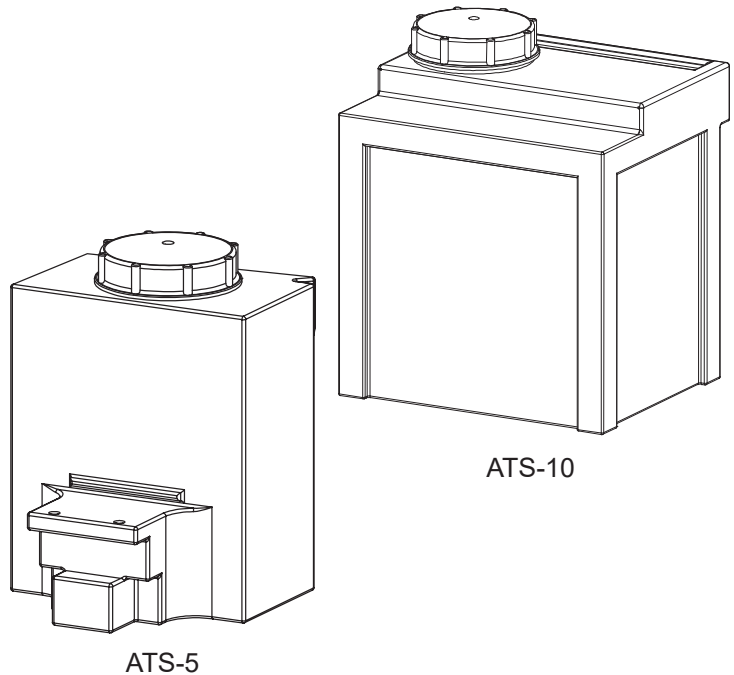
4700 Harold-Abitz Dr  
Muskogee, OK 74403  
800-743-7431 Phone  
888-686-6212 Fax  
[www.advantagecontrols.com](http://www.advantagecontrols.com)





# ATS Tanks

## *Tank and Pump Mounting System*



## Key Features

- Industrial Grade Polyethylene
- 5-10 Gallon Capacity
- Convenient Pump Mounting
- Wall Mountable
- Heavy Duty Threaded Lid
- Spring Loaded Vent
- Flooded Suction
- Incremental Markings (ATS-5)
- Large Refill Opening

## Application

The ATS molded tank system provides an integrated chemical metering pump mounting bracket and solution tank in one unit.

ATS tanks have a large, heavy duty, vented and threaded lid for easy refill. Optional 1/2 FNPT weldlets offer secure mounting of pump suction and return lines plus a convenient drain point.

Designed for wall mounting or free standing installations, the ATS tank system provides a safe professional installation of chemical feed systems.

# Model

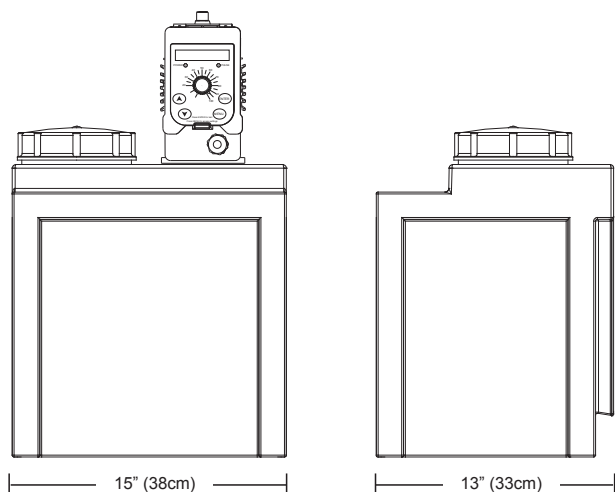
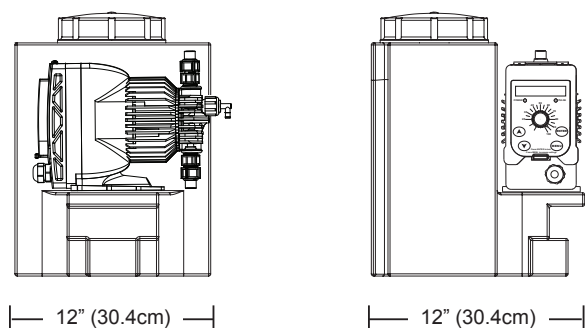
**ATS-5** 5 gallon tank with lid and molded-in pump shelf  
**ATS-10** 10 gallon tank with lid

## OPTIONS

- B1** Bulkhead fitting Kynar mounted, 3/8" tubing
- B2** Bulkhead fitting Kynar mounted, 1/4" tubing
- C** Controller bracket instead of pump on ATS-5
- D1** 3/8" Bulkhead fitting with PVC shut off w/ Buna seal
- D2** 1/4" Bulkhead fitting with PVC shut off w/ Buna seal
- F** Flat top with 2" bung
- L** 2" bung for level wand
- M** Premount pump (ordered separate)
- P** Non Advantage pump adapter plate
- P1** Pump mount plate for top of ATS-10
- S** MNPT drain valve
- T** Pump priming tube return fitting
- V** 1/4" solenoid valve with Y-strainer prewired 8' cord
- W** Stainless Steel wall mounting bracket

## INSTALLATION

The optional wall mounting bracket (W) provides a V shaped stainless steel bracket and hardware for mounting to a wall. The tank then slips into the bracket.



# Specifications

## Construction

The tank is made of linear polyethylene (LLDPE) which is UV stabilized and FDA approved. It has an average wall thickness of 1/4 inch. The lid opening is 5 1/4" I.D.

**Lid** ..... Polypropylene  
**Bulkhead (opt.)** ..... Kynar  
**Shut-off (opt.)** ..... PVC

## Dimensions

ATS-5 (tank only):	ATS-10 (tank only):
W 12" (30.4cm)	W 15" (38cm)
H 19.75" (50.1cm)	H 17.875" (45.4cm)
D 12" (30.4cm)	D 13" (33cm)

## Shipping Weight

### ATS-5

Tank only ..... 10 lbs  
 Tank and Wall Bracket..... 11.5 lbs

### ATS-10

Tank only ..... 8 lbs  
 Tank and Wall Bracket..... 9.5 lbs

**Get the Advantage**