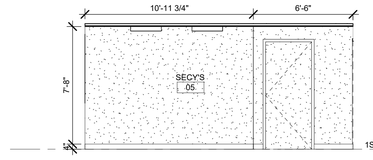

OFFICE INTERIOR - WEST (N14)
1/4" = 1'-0"

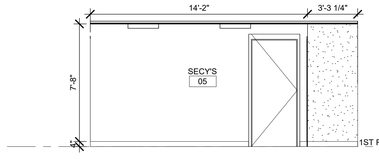

OFFICE INTERIOR - EAST (L14)
1/4" = 1'-0"

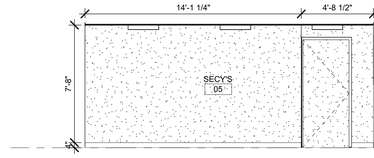

OFFICE INTERIOR - NORTH (K14)
1/4" = 1'-0"

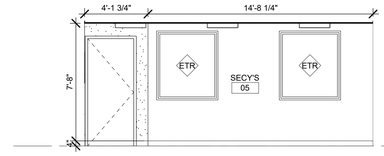

OFFICE INTERIOR - SOUTH (H14)
1/4" = 1'-0"

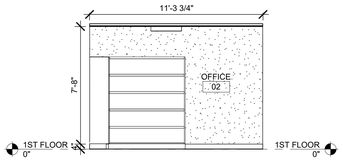

OFFICE 2 INTERIOR - WEST (N10)
1/4" = 1'-0"

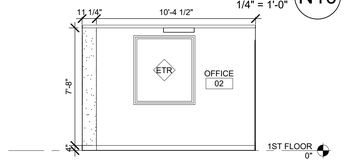

OFFICE 2 INTERIOR - EAST (L10)
1/4" = 1'-0"

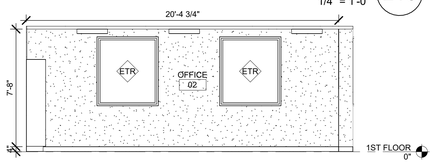

OFFICE 2 INTERIOR - NORTH (K10)
1/4" = 1'-0"



OFFICE 2 INTERIOR - SOUTH (H10)
1/4" = 1'-0"

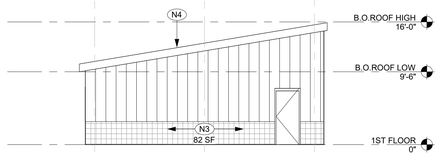

WEST ELEVATION (F15)
1/8" = 1'-0"

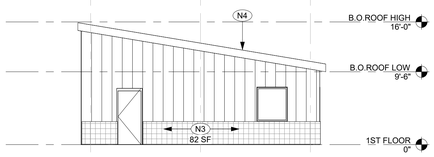

EAST ELEVATION (F10)
1/8" = 1'-0"

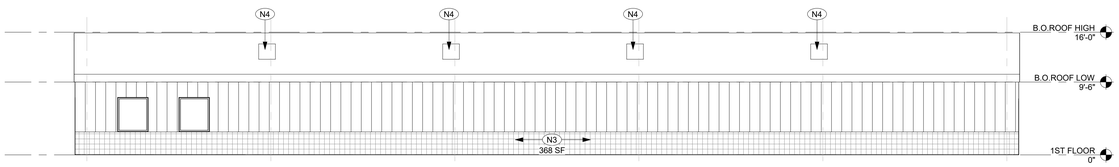

NORTH ELEVATION (D10)
1/8" = 1'-0"

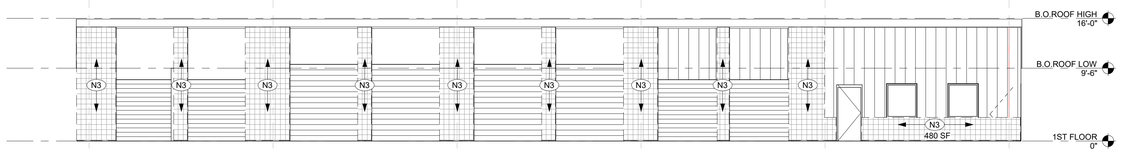

SOUTH ELEVATION (A10)
1/8" = 1'-0"

NEW WORK PLAN KEYNOTES

#	DESCRIPTION
N1	PROVIDE NEW FLOORING AND WALL BASE, PAINT INTERIOR WALLS.
N2	PROVIDE NEW EMERGENCY LIGHT, RE MEP DRAWINGS.
N3	PROVIDE NEW SS WALL SIDING AND SILL. INSTALLCORNER GUARD AT GARAGE DOOR CORNERS.
N4	INFILL SKYLIGHT OPENING WITH METAL DECK, PROVIDE NEW ROOFING.
N5	INSTALL NEW SUSPENDED CEILING AND LIGHTING FIXTURES. RE MEP DRAWINGS.

LIGHTING FIXTURE SCHEDULE

TYPE	QTY.	DESCTIPTION	MANUFACTURER	WATTS	LUMENS	COLOR	VOLTS	SIZE
F1	9	RECESSED 4' LED	PHILIPS DAY-BRITE	24.0 W	1380lm	3200K	120	1' x 4'
F2	3	BATHROOM VANITY LED	LITHONIA	36.0 W	1380lm	3200K	120	2'

FLOOR FINISH LEGEND

LVT-1 SC-1

CEILING PLAN LEGEND:

X — CEILING MATERIAL (SEE FINISH SCHEDULE)
X'- XX" — CEILING HEIGHT AFF

GYP NEW 5/8" GYPSUM BOARD CLG. REFER TO FINISH SCHED.

ACT NEW 2'X2' ACT HUNG FROM STRUCTURE ABOVE

EX EXISTING CEILING TO REMAIN

NOTE: REFER TO FINISH LEGEND& SCHEDULE FOR MORE INFORMATION

ACT-1: ARMSTRONG ULTIMA ACOUSTIC CEILING TILE (24"X24")

ACT-2: ARMSTRONG ULTIMA ACOUSTIC CEILING TILE (24"X48")

NEW GYPSUM SOFFIT AND CEILING

F1 = 24" X 24" TROFFER LED LIGHT FIXTURE. REFER TO ELEC DWGS.

F2 = 6" X 48" VANITY LED LIGHT FIXTURE. REFER TO ELEC DWGS.

NOTE: REFER TO ELECTRICAL DRAWINGS FOR LIGHT FIXTURE SCHEDULE

RCP NOTES:

1. V.I.F ALL CEILING HEIGHTS PRIOR TO REMOVALS.
2. THE CONTRACTOR SHALL COMPARE THIS REFLECTED CEILING PLAN WITH ELECTRICAL LIGHTING PLANS AND MECHANICAL PLANS. THE CONTRACT SHALL REPORT ANY OMISSIONS OR INCONSISTENCIES TO THE ARCHITECT.
3. ALL LIGHT FIXTURE DIMENSIONS ARE MEASURED FROM CENTERLINE OF FIXTURE TO FACE OF WALL/SOFFIT U.O.N.
4. REFER TO ELECTRICAL PLANS FOR LOCATION AND QUANTITY OF SMOKE DETECTORS, EXIT SIGNS, SPEAKERS AND FIRE ALARM DEVICES. ALL SMOKE DETECTORS TO BE CENTERED ON ACT TILE WHERE PRESENT.
5. PROVIDE ACCESS DOORS FOR MECHANICAL EQUIPMENT, COORDINATE WITH MECH PLANS, TYP.
6. SEE FINISH SCHEDULE FOR PAINT COLOR.
7. CENTER ALL CEILING TILE GRIDS BOTH DIRECTIONS IN ALL ROOMS/SPACES/CORRIDORS, NO PERIMETER GRID SPACING / ACOUSTICAL TILE CUT LESS THAN 6".
8. ALL LIGHT FIXTURES AND DIFFUSERS SHALL BE CENTERED ON THE TILE U.O.N
9. SHADOW MOLDING TO BE USED AROUND THE PERIMETER OF ACOUSTIC CEILING TILE WHEN EDGE IS LESS THAN 5".

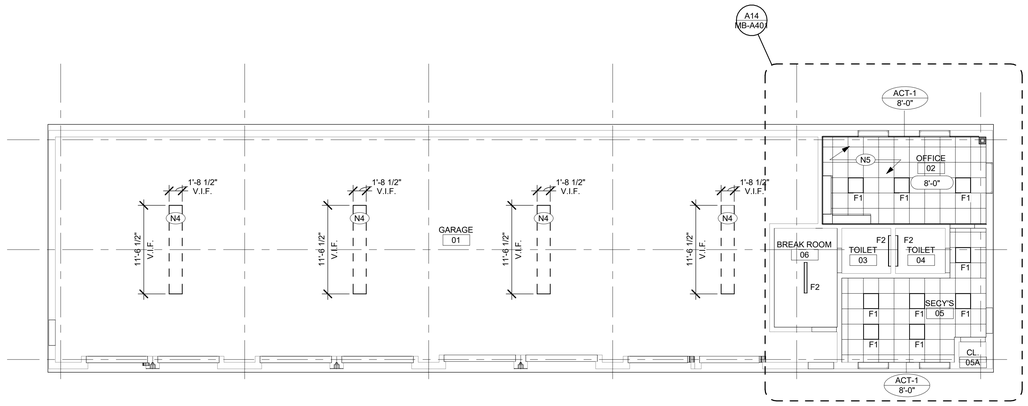

FIRST FLOOR RCP (E1)
1/8" = 1'-0"

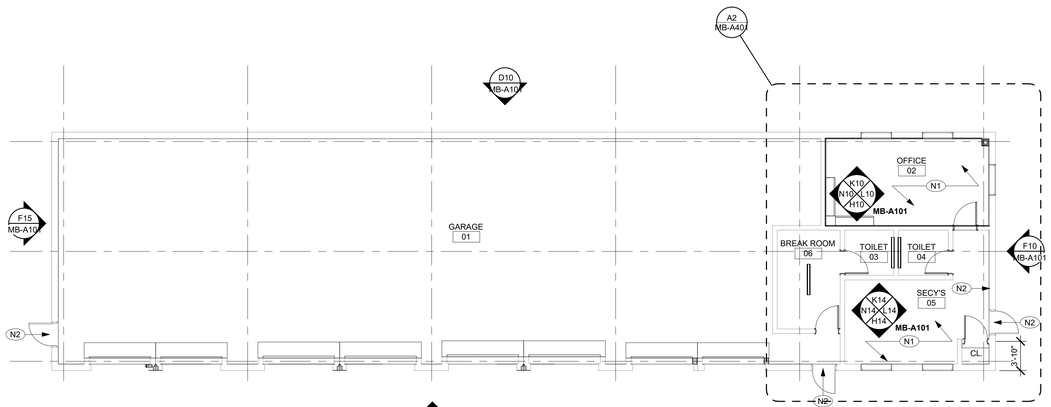

FIRST FLOOR PLAN (A1)
1/8" = 1'-0"

ARCHITECT

ksqdesign

NEW YORK OKLAHOMA

KSQ Design
215 W 40th Street 15th Floor
New York, NY 10018
646.435.0660 office
www.ksq.design

Owner

Nanuet Union Free School District
101 Church Street
Nanuet, NY 10954
845.627.9880
www.nanuetsd.org

Structural Engineer

Clapper Structural Engineering
160 Partition Street
Saugerties, NY 12477
845.943.9601
www.clapperstructural.com

MEP Engineer

Sage Engineering Associates, LLP
9 Columbia Circle
Albany NY 12203
518.453.6091
www.sagellp.com

Environmental Engineer

Quest Environmental Solutions
1376 Route 9
Wappingers Falls, NY 12590
845.298.6251
www.qualityenv.com

Construction Manager

Jacobs
One Penn Plaza
24th Floor, Suite 2400
New York, NY 10119
646.908.6550
www.jacobs.com

REGISTERED ARCHITECT ARMAND SAMUEL QUADRINI 022313 STATE OF NEW YORK

EXP. DATE: 3/31/2025

NANUET

NANUET HS-MAINTENANCE

- ☐ SED#50-01-08-03-0-002-220 (HIGHVIEW ES)
- ■ SED#50-01-08-03-7-007-002 (Maintenance)
- ☐ SED#50-01-08-03-7-012-004 (OEC)
- ☐ SED#50-01-08-03-0-001-026 (MILLER ES)
- ☐ SED#50-01-08-03-0-004-022 (BARR MS)

Highview Elementary School
24 Highview Ave
Nanuet, NY 10954

OEC Building
135 Convent Rd
Nanuet, NY 10954

Maintenance Building
103 Church St.
Nanuet, NY 10954

Miller Elementary School
50 Blauvelt Rd Unit1
Nanuet, NY 10954

A MacArthur Barr Middle School
143 Church St
Nanuet, NY 10954

KEY PLAN

REVISIONS

No.	Description	Date

ISSUED: BID SET

DATE: 06/21/2024

SCALE: As indicated

SHEET NAME:
1ST FLOOR PLAN, RCP AND ELEVATIONS

SHEET NUMBER:

MB-A101

ISSUE FOR BID SET

DRAWN BY: Author
CHECKED BY: Checker
Z:\Jobs_clock\Documents\R23_241001-00-Nanuet Maintenance-Phase5_cloud\MB-A101.rvt

6/20/2024 3:17:23 PM

PROJECT NUMBER: 00000.00

COPYRIGHT © 2023 KSQ ARCHITECTS, PC